Tajweed Rules

part (2)



Fluentquran.com

{ وَرَتِّلِ الْقُرْآنَ تَرْتِيلًا }

«AND RECITE THE QUR'AN WITH MEASURED RECITATION»

Hafs from 'Aasim by the way of Ash-Shatibiyyah

حفص عن عاصم من طريق الشاطبية

Compiled by

Rania Habib

Index

1-Rules of Noon and Meem mushadadah (have shaddah)

2-Rules of Noon sakinah and Tanween

3-Rules of Meem sakinah

4-Rules of Laam sakinah

5-Rules of Mudood

Fluentquran.com

SOURCES
Used in parts 1 & 2

- Tajweed Rules of the Qur'an by Kareema Carol
- www.about Tajweed.com
- Attajweed Almusawar By Dr.Ayman Suaied
- The drawing of Articulation points of letters done by Eman Atef .
- www.heesbees.wordpress.com
- Audios of Shaykh Al-Husary, Shaykh Ayman Suwaied, & Tardeed- Makharij , Brother Wissam Shareef ,Brother Mustafa Isma'il
- Quranic webinar (heavy letters) .
- www.tardeed.com (Alqa'idah An-nouraniyah)
- Reach the goal via tajweed rules by Maha Rashed
- Tajweed Course Makharij
- Tayseer Ar-rahman book

(Thanks to everyone who helped with this book) .



Lesson 1

Fluentquran.com

RULES OF NOON MUSHADADAH & MEEM MUSHADADH

أحكام النون و الميم المشددتين

- First we have to know the articulation point of letters Noon and Meem .

Tip of the tongue touching the gums of the two top front teeth

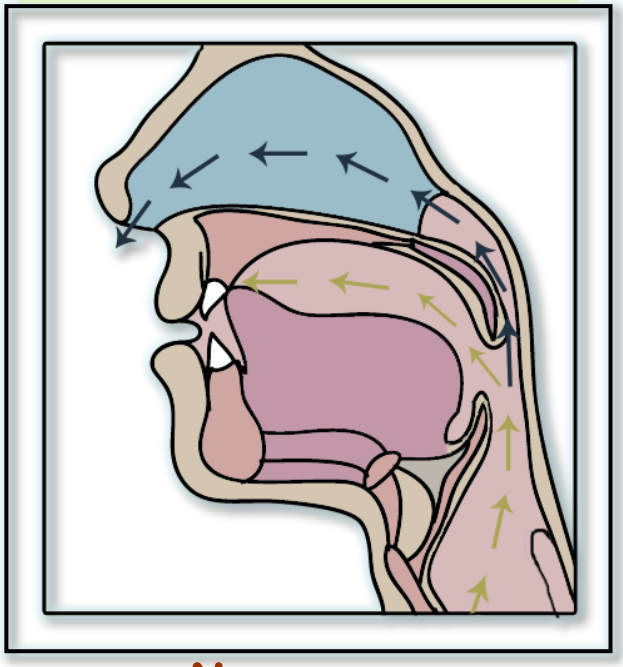

Noon ن

The meem is articulated by closing the two lips together

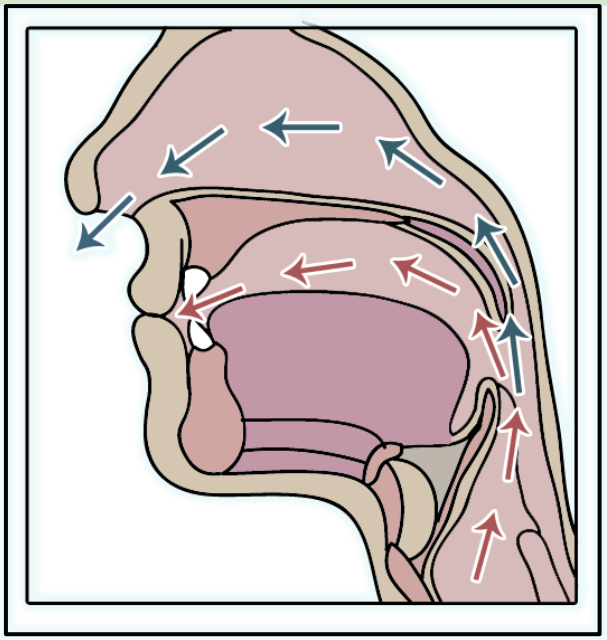

Meem م

Both letters share ghunnah (nazalisation) during pronunciation from the Nasal cavity (nasal passage).

WHAT IS MUSHADDAD OR SHADDAH?

- **Shaddah** is formed by bringing together two of the same letter, the first one is sakin (without vowel) and the second one with a vowel, it is recited with emphasis.



كَذَّبَتْ

صَدَّقَ

Example:



نْ + نَ = نَّ

مْ + مَ = مَّ

نْ + نُ = نُّ

مْ + مُ = مُّ

نْ + نِ = نِّ

مْ + مِ = مِّ

WHAT IS GHUNNAH?

- The *ghunnah* is defined as: **a nasal sound that is emitted from the nose (nasal cavity) (الخيشومAl-Khayshoom).**
- **Noon and Meem are called letters of ghunnah**

-This is a required characteristic of the Noon ن and Meem م.
-The Ghunnah cannot be separated from these two letters and is an inherent part of their makeup.

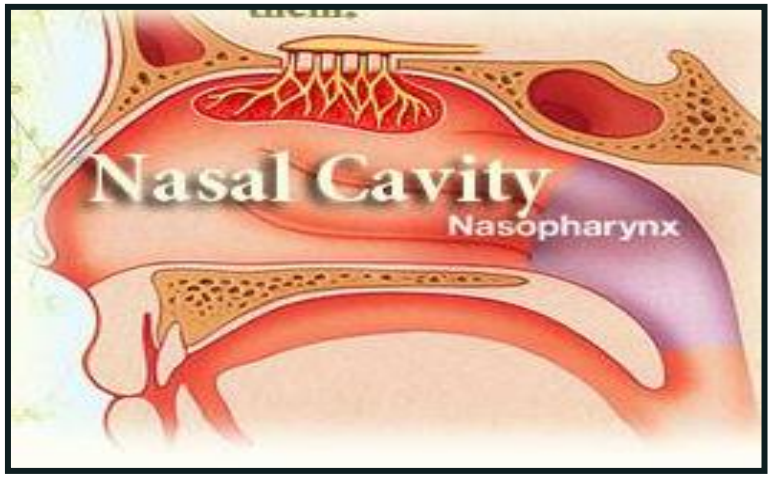



MECHANISM

The **mechanism** of pronouncing this Meem mushadadah:

- Close the lips together to pronounce the Meem and keep it closed as we making the Ghunnah (nasalization) from the nose.

The **mechanism** of pronouncing with Noon mushadadah:

- Keep the tongue in its articulation point and produce ghunnah for approximately two counts.

- Whenever the letter noon and meem have shaddah on them, they are held for a period of time with *ghunnah.*

- This type of ghunnah is called the **most complete ghunnah (غنة أكمل ما تكون)** and it is the longest ghunnah.

WHAT SHOULD WE DO IF THE WORD STOPS WITH ن OR م MUSHADADAH?

If the reader stops on a **word ending** with **noon or meem mushadadah** the ghunnah of noon or meem still have to be applied.

Examples:

أجلهنَّ

فأتمَّهنَّ

حملهنَّ

EXAMPLE Of ن Noon
OR
م Meem MUSHADADAH?


سُورَةُ المَسَدِ

بِسْمِ اللَّهِ الرَّحْمَٰنِ الرَّحِيمِ

تَبَّتْ يَدَا أَبِي لَهَبٍ وَتَبَّ ﴿١﴾ مَا أَغْنَىٰ عَنْهُ مَالُهُ وَمَا
كَسَبَ ﴿٢﴾ سَيَصْلَىٰ نَارًا ذَاتَ لَهَبٍ ﴿٣﴾ وَامْرَأَتُهُ
حَمَّالَةَ الْحَطَبِ ﴿٤﴾ فِي جِيدِهَا حَبْلٌ مِّن مَّسَدٍ ﴿٥﴾


سُورَةُ النَّاسِ

بِسْمِ ٱللَّهِ ٱلرَّحْمَٰنِ ٱلرَّحِيمِ

قُلْ أَعُوذُ بِرَبِّ ٱلنَّاسِ ﴿١﴾ مَلِكِ ٱلنَّاسِ ﴿٢﴾ إِلَٰهِ
ٱلنَّاسِ ﴿٣﴾ مِن شَرِّ ٱلْوَسْوَاسِ ٱلْخَنَّاسِ ﴿٤﴾ ٱلَّذِى
يُوَسْوِسُ فِى صُدُورِ ٱلنَّاسِ ﴿٥﴾
مِنَ ٱلْجِنَّةِ وَٱلنَّاسِ ﴿٦﴾



Lesson 2

RULES APPLIED TO NOON SAAKINAH & TANWEEN

أحكام النون الساكنة و التنوين

- **Noon sakinah** is noon free from any vowel without dammah, fatha, kasrah.
- It remains unchanged in its written form and as well as in pronunciation when continuing to read after it and when stopping on it.
- The noon sakinah have a sukoon on it or can be written with no vowel.
- نْ OR ن



- Noon sakinah occurs in nouns and verbs in the middle or at the end of the word and occurs in preposition and particles only at the end of the word.

RULES APPLIED TO NOON SAAKINAH & TANWEEN

- The **Tanween** is a term for extra noon sakinah not used for emphasis, found at the end of the **nouns** when **continuing the reading** but absent from the noun in the written form (noon of tanween pronounced not written).



Note: If we stop on Tanween Ad-damm (e.g أليمٌ) we will stop making sukoon on Meem and also in Tanween Al- kasr (e.g مبينٍ) we will stop making sukoon on Noon.
But if we stop on tanween Al-fath (e.g ماءاً) we will stop by pronouncing Alif (two vowel counts) ماءا.

RULES APPLIED TO NOON SAAKINAH & TANWEEN

- There are four rules of tajweed applied to the Noon Saakinah and Tanween.

The four rules are:

1. **Al-Ith-haar** (Al-Idhhar) (الإِظْهَار).

(manifestation, clarity & appearance)

2 . **Al-Idghaam** (الإِدْغَام) (merging, fusion and assimilation).

3. **Al-Iqlaab** (الإِقْلاَب) (turning and changing).

4. **Al-Ikhfaa'** (الإِخْفَاء) (hiding and concealment).

1

Al-ITH-HAAR(Al-Idhhar)
(AL-HALQI)الإظهار الحلقي

- Pronouncing every letter from its articulation point without a ghunnah on the clear letter.
There are **six** letters when immediately followed by Noon Saakinah or Tanween causes the noon to be said clearly.

خ غ ح ع هـ ء

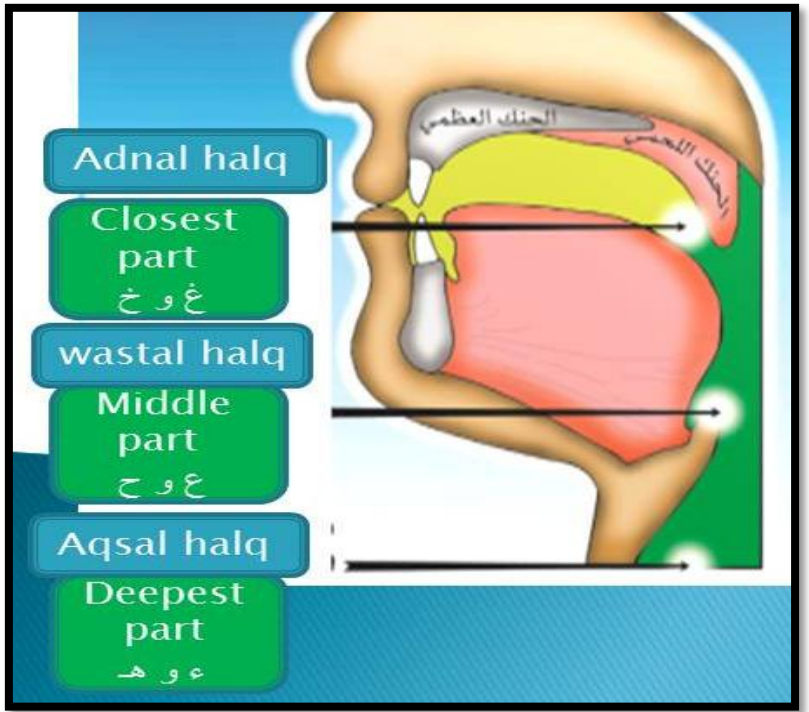

THROAT LETTERS

ء هـ ع ح غ خ

نْ

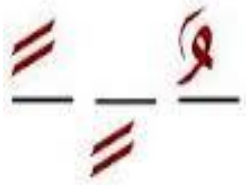

- These letters are called الحروف الحلقية or the throat letters. If one of these six letters follow the noon ن in one word or even between two words, The noon is then said clearly.

أَنْعَمْتَ

نارٌ حامية

تُسْقَىٰ مِنْ عَيْنٍ ءَانِيَةٍ

كُفُوًا أَحَدٌ



سُورَةُ الإِخْلَاصِ

بِسْمِ اللَّهِ الرَّحْمَٰنِ الرَّحِيمِ

قُلْ هُوَ اللَّهُ أَحَدٌ ﴿١﴾ اللَّهُ الصَّمَدُ ﴿٢﴾ لَمْ يَلِدْ
وَلَمْ يُولَدْ ﴿٣﴾ وَلَمْ يَكُن لَّهُ كُفُوًا أَحَدٌ ﴿٤﴾

سُورَةُ الفَلَقِ

بِسْمِ اللَّهِ الرَّحْمَٰنِ الرَّحِيمِ

قُلْ أَعُوذُ بِرَبِّ الْفَلَقِ ﴿١﴾ مِن شَرِّ مَا خَلَقَ ﴿٢﴾ وَمِن
شَرِّ غَاسِقٍ إِذَا وَقَبَ ﴿٣﴾ وَمِن شَرِّ النَّفَّاثَاتِ فِي
الْعُقَدِ ﴿٤﴾ وَمِن شَرِّ حَاسِدٍ إِذَا حَسَدَ ﴿٥﴾

سُورَةُ الغَاشِيَةِ

بِسْمِ اللَّهِ الرَّحْمَٰنِ الرَّحِيمِ

هَلْ أَتَاكَ حَدِيثُ الْغَاشِيَةِ ﴿١﴾ وُجُوهٌ يَوْمَئِذٍ خَاشِعَةٌ ﴿٢﴾
عَامِلَةٌ نَّاصِبَةٌ ﴿٣﴾ تَصْلَىٰ نَارًا حَامِيَةً ﴿٤﴾ تُسْقَىٰ مِنْ عَيْنٍ آنِيَةٍ ﴿٥﴾



2

Al-IDGHAM
الإدغام



Insertion of one thing into another is **IDGHAM**

The meeting of a **non-voweled letter** with a **voweled letter** so that the two letters become one emphasized letter of the second type.

The letters causing idghaam of noon saakinah and tanween are those contained in the word يَرْمَلُونْ

ي ر م ل و ن

This means if one of these six letters are at the beginning of the word that immediately follows a word ended in noon saakinah or a tanween, then the noon merges into the next letter.

مَنْ يَعْمَلْ	is pronounced as	مَيَّعْمَل
مِنْ مَّاء	is pronounced as	مِمَّاء
في كتابٍ مُّبين	is pronounced as	في كتابمُّبين

ONLY BETWEEN TWO WORDS, NOT WITHIN ONE WORD

TYPES OF IDGHAM

IDGHAM

IDGHAM WITH GUNNAH
إدغام بغنة

Complete كامل **In complete ناقص**

م ن و ي

When noon saakinah and tanween comes at the end of a word and one of these letters is first letter of the next word the rule is applied.
It is not pronounced clearly instead it is merged in the next letter with ghunnah (nasalization).

IDGHAM WITHOUT GUNNAH
إدغام بدون غنة

Complete كامل

ل ر

when one of these two letters begin the word that follows one that has noon saakinah or tanween at the end of it ,we then completely merge the noon into the next letter without ghunnah (complete insertion).



COMPLETE IDGHAM	INCOMPLETE IDGHAM
Means nothing left of noon sakinah it has completely merged.	Means merging is not completed because there is a ghunnah left over from the noon.
Shaddahّ is present on the letter that is being merged into, in case of ن م ل ر	There is NO shaddah over the two letters due to which ghunnah is not present in their bodies. ي و
E.G. فَهُوَ فِي عِيشَةٍ رَّاضِيَةٍ أَلَمْ نَخْلُقْكُمْ مِّنْ مَاءٍ مَّهِينٍ فَذُوقُوا فَلَنْ نَّزِيدَكُمْ إِلَّا عَذَابًا	E.G. تَبَّتْ يَدَا أَبِي لَهَبٍ وَتَبَّ قُلُوبٌ يَوْمَئِذٍ وَاجِفَةٌ يَوْمَئِذٍ يَصْدُرُ النَّاسُ أَشْتَاتًا فَمَنْ يَعْمَلْ مِثْقَالَ ذَرَّةٍ خَيْرًا يَرَهُ

EXCEPTION

- If Noon sakinah followed by one of the letters of idgham ينمو in one word there is ***NO*** idgham then, instead we say the noon clearly this case is called Al-ith-har Al-Mutlaq (اظهار مط) **(absolute clearing).**

- **There are only four** words in the Qur'an
- صنْوان ، قنْوان ، بنْيان ، الدنْيا

- In idgham without ghunnah in our recitation Hafs an Assim in surat Al-Qiamah verse 27 وَقِيلَ مَنْ ۜ رَاقٍ there is Sakt **(س)** (stop without taking breath) between Noon Sakinnah and راء. Here we read وقِيلَ مَنْ, then stop for a short time without taking breath then complete the ayah. The Sakt **prevents** idgham from taking place, since it prevents the noon and ra' from meeting.

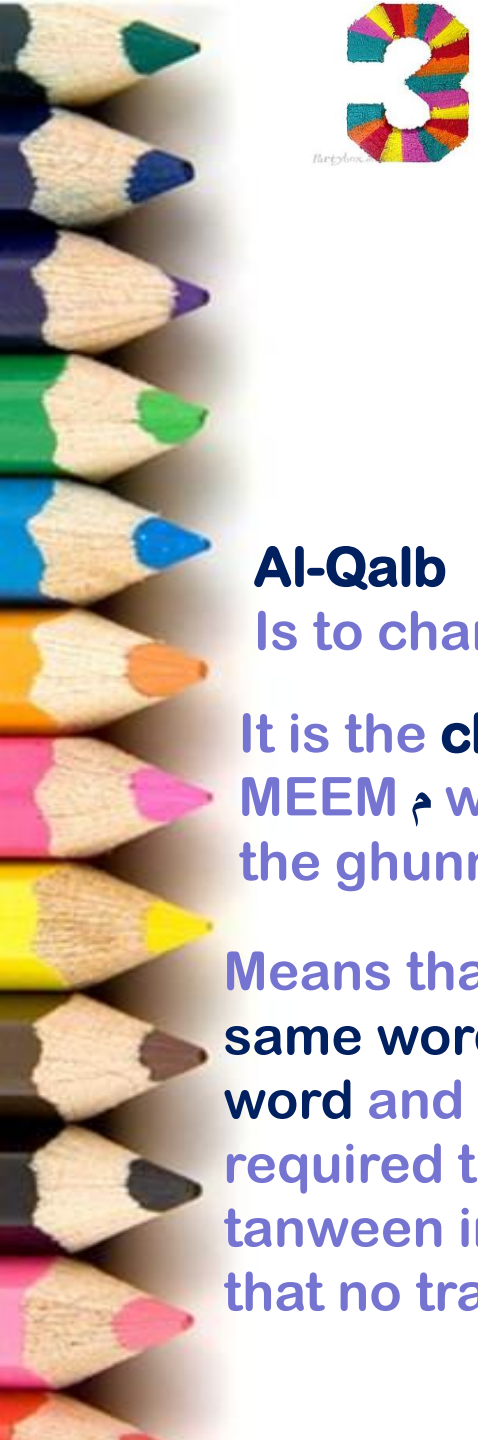

Al-IQLAB(Al-Qalb)

الإقلاب (القلب)



Al-Qalb

Is to change one letter into the other one.

It is the **changing** of Noon sakinah or Tanween into a MEEM م when followed by Ba ب with the observance of the ghunnah and the hiding of meem.

Means that when **noon sakinah** is followed by **ba** (ب) in the **same word** or noon sakinah and tanween at the **end of a word** and ba the first letter of the next word it is then required that the reader changes noon sakinah or tanween into a hidden meem with a ghunnah present so that no trace of noon sakinah or tanween is left.

How to pronounce hidden meem?

* Pronouncing the hidden meem by closing the lips and holding the meem for the length of the ghunnah, then opening them with the baa.

You may note that most copies of the Qur'an have very small meem م written over letter noon ن or the second dammah or fat-hah or kasrah of the tanween is replaced by a small meem.

﴿ مِنۢ بَعۡدِ ۔ أَنۢ بُورِكَ ۔ أَنۢبِئُهُم ﴾

۔ علامة قلب التنوين هي وضع ميم صغيرة بدل الحركة الثانية هكذا

(ـَـً) (ـُـٌ) (ـِـٍ)

نحو: ﴿ جَزَآءَۢ بِمَا ۔ سَمِيعُۢ بَصِيرٌ ۔ شَيۡءِۢ بَصِيرُۢ ﴾

مِنۢ بَعۡدِ

لَيُنۢبَذَنَّ

سَمِيعَۢاَ بَصِيراً

4

Al-IKHFAA' AL-HAQIQI

الإخفاء الحقيقي



- It is the pronunciation of non-voweled letter stripped of any shaddah, characterized somewhere between an **Ith-har** and an **Idgham** with a **ghunnah** remaining on the first letter which is the Noon saakinah and Tanween.
- If any letter other than the letters of **Ith-har, Iqlab or Idgham** letters follows the **Noon saakinah** in the same word or between two words or follows **Tanween** at the beginning of the next word, then the **Noon** sound is **hidden** with **ghunnah** sound.
- **These letters are:**

ك ق ف ظ ط ض ص ش س ز ذ د ج ث ت

Way of pronouncing

Correct pronunciation is obtained by placing the **tongue** in a position of **readiness** to **articulate** the **letter** following **noon** while holding the **ghunnah** for nearly **two counts**. The **tip of the tongue** should **not touch** the **upper part of the mouth** during the **ghunnah** or else noon will be evident and not hidden, and this is to be avoided.

Note pertaining to ikhfaa': When a letter of **tafkheem** follows noon saakinah or tanween, the ghunnah takes on the quality of tafkheem **(Fatness)**. Likewise, when a letter of **tarqeeq** follows noon saakinah or tanween, the ghunnah takes on the quality of tarqeeq **(Thinness)**.

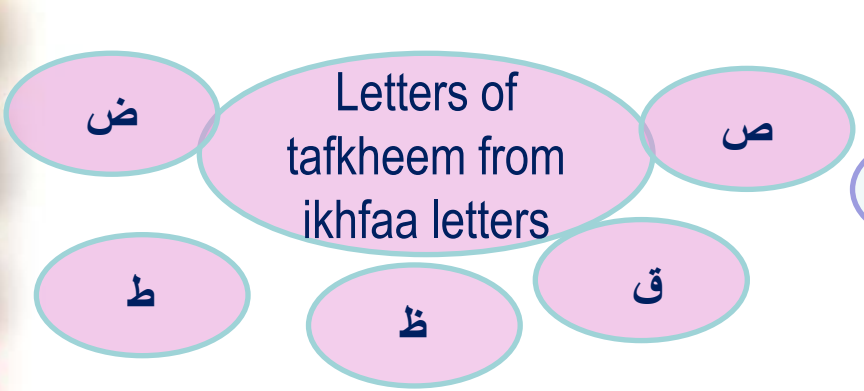



The rest of letters are Tarqeeq (light) letters

Picture number 1 for the mouth and tongue during ikfaa Noon or tanween before pronouncing Taa ت and daal د, sharing ghunnah from nasal cavity with sound comes from the mouth.

But in case of Ikfaa Noon or tanween before pronouncing letters Qaf ق pic.2

And before Kaf ك pic.3 there is only ghunnah and no sound comes from the mouth because the oral cavity closed by the tongue.

1

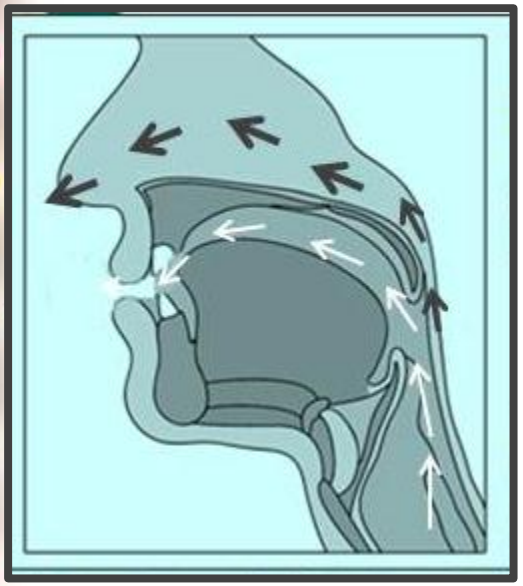

Ikfaa Noon sakinah at ت or د

2

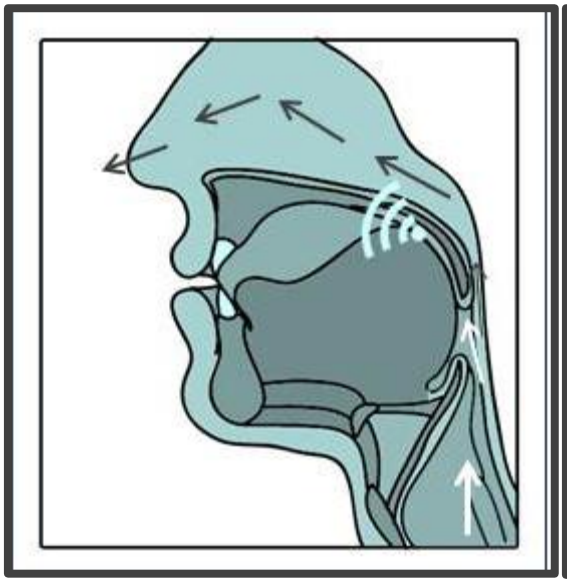

من قبلكم

3

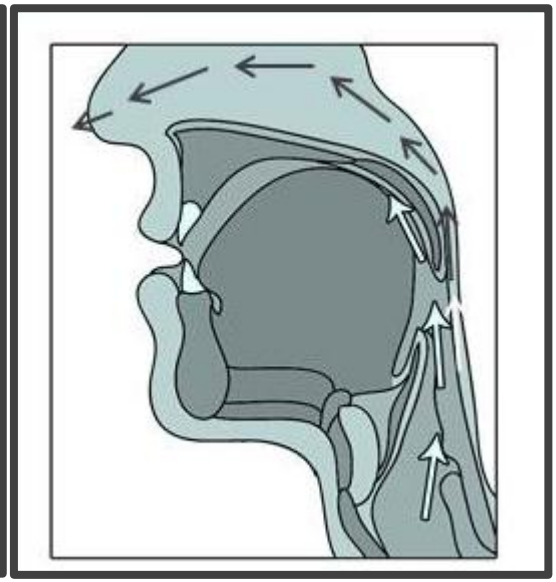

من كُل أمر

Examples on Ikhfaa haqiqi:



أنثى

Here noon sakinah followed by ث one of letters of ikhfaa and light letter, then the sound of ghunnah light.

إِن كَذَّبَ يَتِيمًا فَآوَى أَندَاداً مَن زَكَّاهَا غَفُورٌ شَكُور

فانصب

Here noon sakinah followed by ص which is one of the letters of ikhfaa and also heavy letter, then the sound of ghunnah required to be heavy.

وَمَن ضَلَّ ظِلاًّ ظَلِيلا مِن قَبْل عَمَلاً صَالِحًا

COMPARISON BETWEEN IKHFAA & IDGHAM



Ikhfaa

- Occurs in one word or between two words.
- No shaddah on the letter follows Noon sakinah or tanween.
- Always with ghunnah.

Idgham

- Occurs between two words.
- Shaddah is present in case of complete idgham.
- With ghunnah or without ghunnah according to the type.

Mind Map

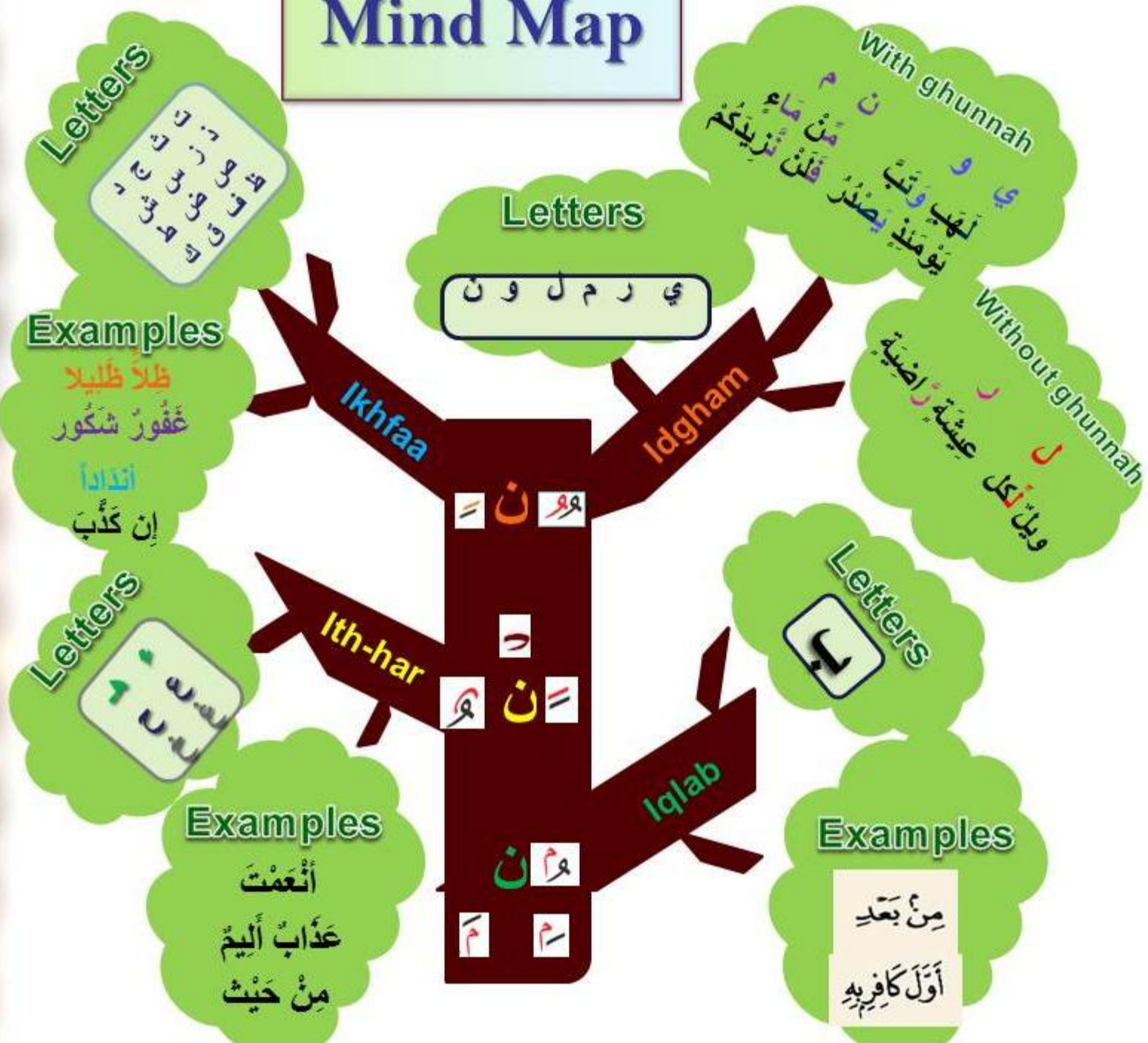
Letters
Examples
ظِلاً ظَلِيلا
غَفُورٌ شَكُور
أنْدَاداً
إِنْ كَذَّبَ
Ikhfaa
Idgham
Letters
ي ر م ل و ن
With ghunnah
Without ghunnah
Letters
Ith-har
Letters
Iqlab
Examples
أَنْعَمْتَ
عَذَابٌ أَلِيمٌ
مِنْ حَيْثُ
Examples
مِنْ بَعْدِ
أَوَلَ كَافِرٍ بِهِ



Lesson 3

RULES OF MEEM SAKINAH
أحكام الميم الساكنة

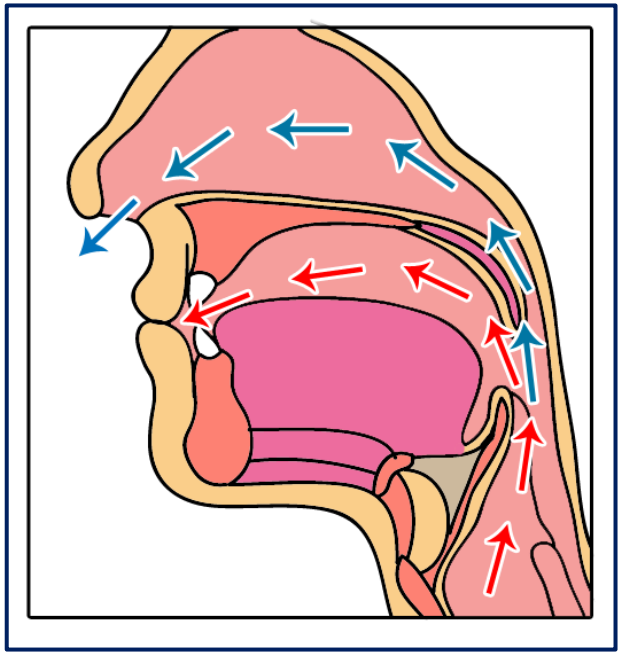

It is a meem free from any vowel and which has a fixed sukoon when continuing reading and when stopping.
This letter shares ghunnah (nasalization) during pronunciation.

أَنْعَمْتَ الحمْد لله لكمْ فيها ولكم مَّا كسبتم

MEEM SAKINAH RULES

The Meem saakinah has three possible rules:

1. **Al-Ikfaa' As-shafawi (oral hiding)**
2. **Al-Idgham As-saghir(Idgham mutamathilyne saghir) (The small merging).**
3. **Al-Ith-har (idhhar)Ash-shafawi (The oral clarity).**

1

AL-IKHFAA' ASH-SHAFAWI
(Oral hiding) الإخفاء الشفوي

ب م

Definition: The pronunciation of non vowled letter stripped of any shaddah characterized as between clear and merged, with the ghunnah remaining on the first letter which is meem in this case.

Hiding means in between Ith-har and Idgham ,

The lips close on with the م the sound is held with a ghunnah for the appropriate period of time, then the lips separate with the letter ب.

Shafawi means articulated from the two lips.

It has one letter which is ب

If **Meem** is followed immediately by **Ba** and this does not occur except in between two words ,we then hide the meem with accompanying ghunnah.

Examples:

ترميهِم بِحجارة إن ربَّهُم بِهم يومئذ لخبير فاحكُم بَينهم

2

AL-IDGHAM AS-SAGHIR

الإدغام الصغير

OR Idgham Mutamathilyne Saghir

(The small merging) إدغام متماثلين صغير (الإدغام الصغير)

Meeting of letter saakin with a voweled letter so that the two letters become one emphasized letter of the second type(of letter).

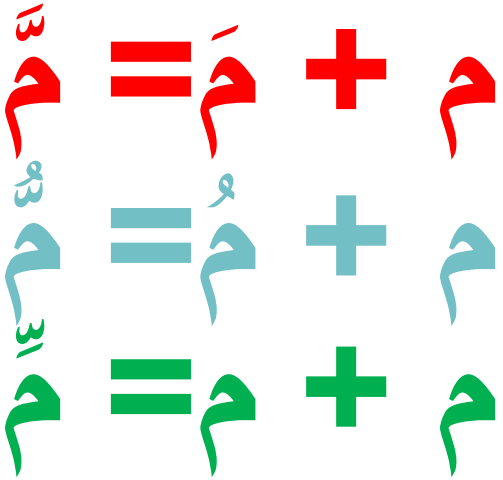

If there is Meem saakinah followed by a meem with a vowel in the same word or between two words,we are then required to insert the meem sakinah within the meem with a vowel which acquires a shaddah.

WHY IDGHAM MUTAMATHILYNE SAGHIR

- **Idgham** because meem sakinah inserted into the meem with a vowel.
- **Mutamathilyne or Mithlyne** because the letters are same articulation points and characteristics.
- **Saghir** because the first letter is sakin and the second is voweled (with fathah, kasrah, dammah).

Ghunnah accompanying the idgham while the lips closed.

Examples :

الٓمٓ

In one word

Letters in the beginning of the some suras.

-In two words :

فِي قُلُوبِهِم مَّرَض

خَلَقَ لَكُم مَّا فِي الأرض

أَطْعَمَهُم مِّنْ جُوعٍ وَّآمَنَهُم مِّنْ خَوْف



3

AL-ITH-HAR ASH-SHAFAWI

(The oral clarity) الإظهار الشفوي

م

- Pronouncing every letter from its articulation point without prolonged ghunnah on the clear letter (meem).
- When meem saakinah is followed by any of the arabic letters other than ب or م (26 letters).It has to be pronounced clearly (complete contact of the two lips).



- This can be in one word or between two words.
- The word Shafawi because the articulation point of the letter meem from the lips.

Examples

Examples in one word:

الحمْد لله أمْشاج

Examples in two words:



NOTE: There needs to be a special care taken that the Ith-har of the meem is complete when a و or ف follow it, this care is needed in that the reader should be careful to close his lips completely and not to say meem with Ikhfaa'.
This possibility of saying meem with an ikhfaa before these two letters due to the proximity of the articulation point of meem with the و ، ف.

RANKS OF GHUNNAH

مراتِب الغُنة

There are four levels of the ghunnah:

1-Most Complete أكمل

2-Complete كاملة

3-Incomplete ناقصة

4-Most Incomplete أنقص

1-Most complete ghunnah : Is the longest ghunnah

- In Noon and Meem Mushadadah(with shaddah)
- In Idgham with ghunnah (if Noon sakinah or tanween followed by one of these letters ن، م، ي، و)

2-Complete ghunnah : Is the second longest ghunnah(not as long as the most complete ghunnah)

-In Al-ikhfaa' Alhaqiqi

-Alikhfaa As-shafawi ,Aliqlab

3-Incomplete ghunnah : This ghunnah is shorter in timing than the complete ghunnah

-Noon and Meem sakinah that are recited with ith-har

4-Most Incomplete ghunnah : This is the shortest ghunnah of all

- The Noon and Meem with vowels.

Note: The difference in timing between these different categories of ghunnah is very minute.

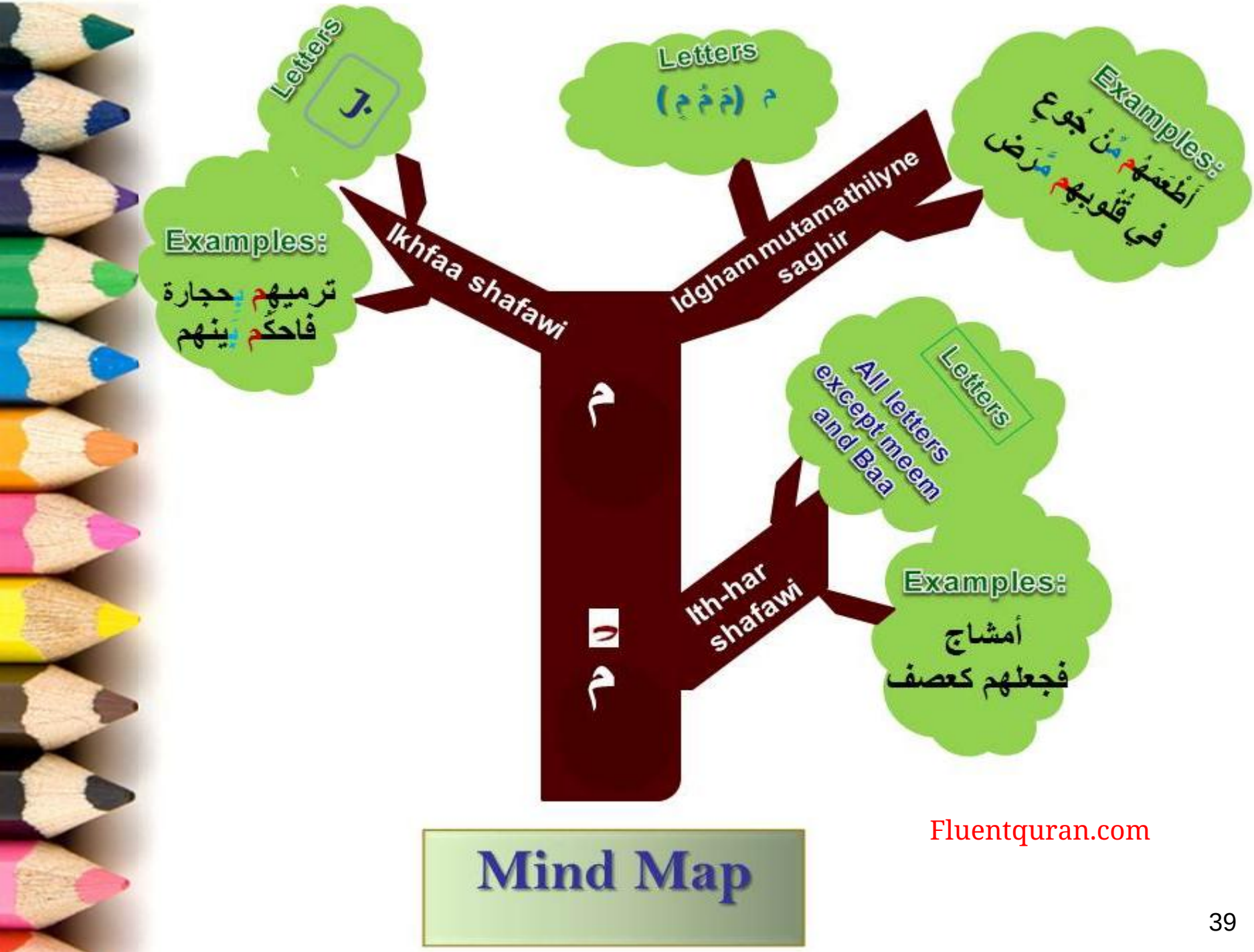

Fluentquran.com



Lesson 4

Laam sakinah rules

ل

ل

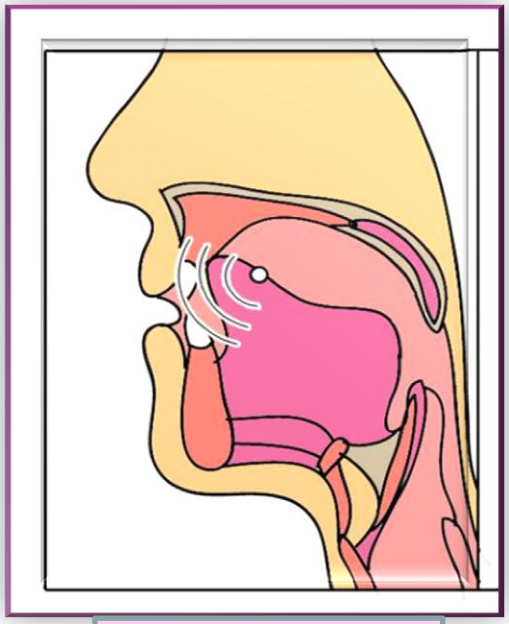

Laam Letter

The Laam sakinah in the Qur'an are of five categories

- The laam in a noun
- The laam in a verb
- The laam in a participle
- The laam of command
- Laam of the definite article "The"

Laam of the definite article “the”
لام التعريف (ٱل)

The definition of the definite article (ٱل) لام
It is an extra laam saakinah added to the basic makeup of the word.
This noun is preceded by a hamzah al-wasl(ٱ)
that is read with a fat-hah when starting the word, dropped when continuing from a previous word.

The noun that follows the definite article لام ال
may be a regular noun that stands on its own without the definite article such as Sun (ٱلشَّمس) moon (ٱلْقمر)
Or it may be irregular in that it cannot be broken down further from the لام ٱل Such as: ٱلذي، ٱلتي
The alif and lam of the definite article can precede a noun beginning with any of the Arabic letters.

There are two possibilities in the rules لام التعريف

First a regular noun that stands on its own without the definite article

Ith-har
الإظهار

If the definite article
لام (ٱل)
precedes a noun beginning with any of the fourteen letters in the group
أَبْغِ حَجَّكَ وَخَفْ عَقِيمَهُ
(ء ب غ ح ج ك و خ ف ع ق ي م هـ)
It is said clearly this called Ith-har qamari
إظهار قمري
And the Lam then is called
لام قمرية
ٱلْجبال ٱلْباب ٱلْقارعة ٱلْماء



Idgham
الإدغام

If اللام التعريف precedes any of the fourteen remaining letters
ط ث ص ر ت ض ذ ن د س ظ ز ش ل
of the Arabic alphabet,there is then Idgham (merging) of the lam of the definite article into the next letter As we know, when there is an idgham, the two letters merge into one, and the letter that the two merge into acquires a shaddah In this case then, the letter immediately following the Lam, will have a shaddah on it. This is called idgham shamsi إدغام شمسي
And the lam is then called لام شمسية
ٱلسَّماء ٱلشَّيطان ٱلذُّنوب ٱلنَّاس



Irregular noun in that it cannot be broken down further from the alif lam

Ith-har الإظهار

If followed by yaa ي OR Hamza ء

Examples:

ٱلۡيسع ٱلۡئـان

Idgham الإدغام

If followed by Lam

Examples:

والَّذان الَّذين الَّائي والَّتي

الله

The name of Allah noun that cannot be further broken down Though the original noun without the definite article was إله and when the alif lam was added the hamzah was dropped and the lam of the definite article merged into the lam of the noun so the honored word became Allah الله The lam in this case lam shamsiyah.

The Laam saakinah in verbs, nouns, command and prepositions/participles

Lam sakinah in verbs

Comes at the end of a word or in the middle

1-Ith-har

(pronounced clearly)

If followed with any of the Arabic letters

EXCEPT

لام or راء

Examples: In Past tense

أنزَلْناه ، جَعَلْنا ، أرْسَلْنا

In present tense:

يَلْتقِطْهُ ، يَلْتفِت

The imperative:

وألْقِ ، قلْ ، وتوكلْ

2-Idgham

قل رَّب ، قل لَّكم ، قل لَّا أسألكُم

وَقُل رَّبِّ زِدْنِي عِلْمًا

قُل لَّكُمْ مِيعَادُ

Lam sakinah in nouns

Ith-har

(pronounced clearly)

Examples:

ألْسنتكم،

سلْسبيلا، ملْجأ،

زلْزالها

Always in the middle of the word

Lam sakinah of command

Ith-har
(pronounced clearly)

'Lam Sakinah'- when added to the present tense verb form, it becomes a type of command if preceded by 'thumma' ثم or 'waw' و or 'fa' ف

Examples:

ثُمَّ لۡيَقۡضُوا تَفَثَهُمۡ وَلۡيُوفُوا نُذُورَهُمۡ
وَلۡيَطَّوَّفُوا بِالۡبَيۡتِ الۡعَتِيقِ (Al-Haj 29)

وَلۡيُوفُوا
ثُمَّ لۡيَقۡضُوا
وَلۡيَطَّوَّفُوا

Lam sakinah in participles

Only in بل ، هل

1-Ith-har of Lam sakinah followed by any letter **EXCEPT** لام or راء

(بلْ قالوا) (بلْ فعله) (هلْ يستوي) (هلْ أنبئكم)

2-Idgham if followed by these two letters لام or راء

(بل رَّفعه) (هل لَّكم)

Lam saakinah at the end of the word merges into the next letter so is not pronounced at all next letter acquires a shaddah.

There is **EXCEPTION** to the idgham rule in verse no.14 of surah Al-Mutaffeen Since reciter Hafs 'an 'Aasim by the way of Ash-shatabiyyay has breathless pause (sakt)

كَلَّا ۖ بَلْ ۜ رَانَ عَلَىٰ قُلُوبِهِم مَّا كَانُوا يَكْسِبُونَ ﴿١٤﴾

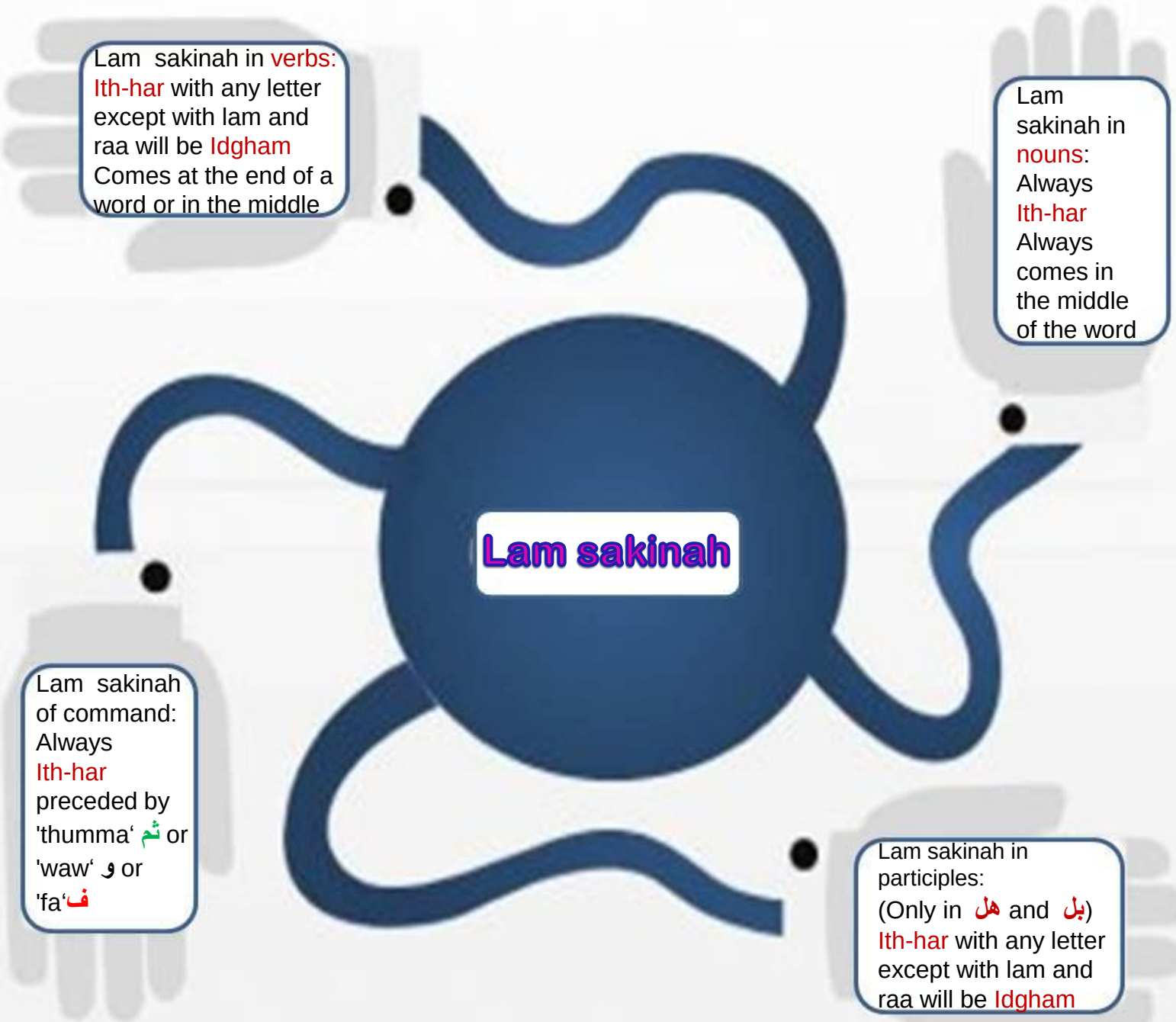
Lam sakinah
Lam sakinah in verbs: Ith-har with any letter except with lam and raa will be Idgham Comes at the end of a word or in the middle
Lam sakinah in nouns: Always Ith-har Always comes in the middle of the word
Lam sakinah of command: Always Ith-har preceded by 'thumma' ثم or 'waw' و or 'fa' ف
Lam sakinah in participles: (Only in هل and بل) Ith-har with any letter except with lam and raa will be Idgham



Lesson 5

THE MUDOOD

The Lengthenings المـدود

Lengthening المـــد

Hadith:

حَدَّثَنَا مُسْلِمُ بْنُ إِبْرَاهِيمَ، حَدَّثَنَا جَرِيرٌ، عَنْ قَتَادَةَ، قَالَ سَأَلْتُ أَنَسًا عَنْ قِرَاءَةِ النَّبِيِّ، صلى الله عليه وسلم فَقَالَ كَانَ يَمُدُّ مَدًّا .

Qatadah said:
I asked Anas about the recitation of the Qur'an by the Prophet (sala Allahu Alihi wa salam)
He said: He used to express all the long accents clearly.
Sahih (Al-Albani)

Sunan Abi Dawud 1465

The Mudood

Natural Madd

ياء مدية Yaa, ألف Alif, waw واو مدية

Includes the separated letters in حي طهُر that starts some surahs.

Followers of Natural madd:

1-The Lesser Connective Lengthening

2-The Substitute Lengthening

3-The Exchange lengthening

It is lengthened two vowel counts

Secondary Madd

Due to Hamzah

With a letter madd in two different words

1-The Separate Allowed Lengthening

2-The Greater Connective Lengthening

Four or five vowel counts.

Two counts but that way is not the way of Ash-Shatibiyyah that is being taught here

With a letter madd in the same word

Al Hamzah after letter madd

The Required Attached Madd

Four or five vowel counts

Due to sukoon

Original sukoon

Presented sukoon

1-The Presented Sukoon Lengthening

2-The Soft Lengthening

The Compulsory madd

In letter

heavy

light

In word

heavy

light

The Lengthening
الْمَـــد

Its linguistic definition: Extra

Its applied definition: Lengthening of the sound with a letter of the madd letters.
The madd letters are in the following three cases.

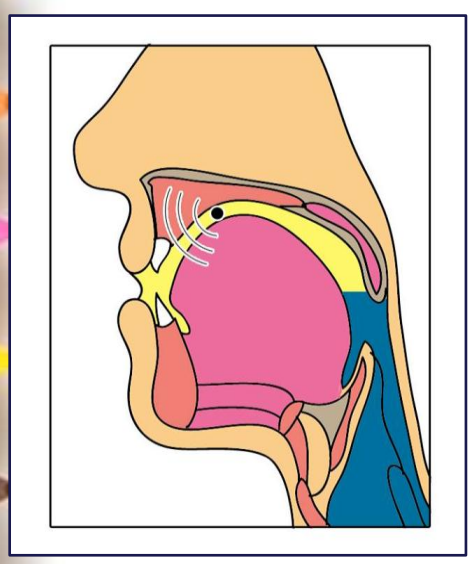

The ya' with sukoon preceded by a letter with kasrah

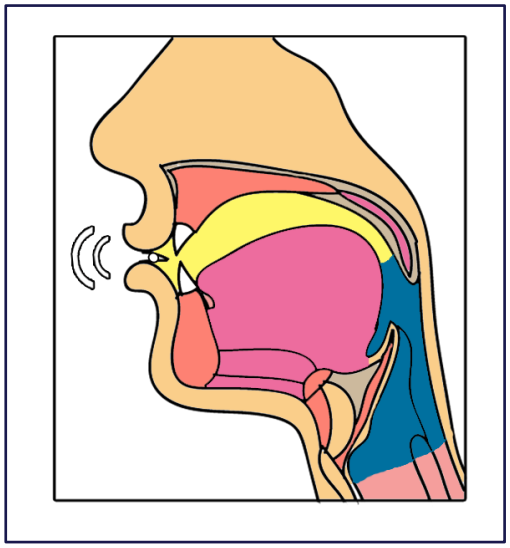

The waw with sukoon preceded by a letter with Dammah

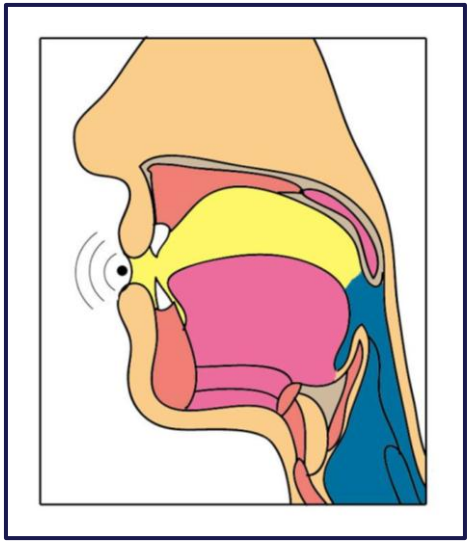

The Alif with a sukoon preceded by a letter with Fathah

These madd letters appear in one word أُوتِينَا ، نُوحِيهَا

The Two leen letters حرفي اللين

The **waw** sakinah preceded by a fat-hah such as:

أَوْ ، خَوْف

The **yaa** sakinah preceded by a fat-hah such as:

خَيْر ، بَيْت

The Natural Lengthening (Al-Madd At-tabee'ee) المد الطبيعي (المد الأصلي)

Its definition: It is the madd (lengthening) that without which the letter cannot exist (the timing), and it does not stop due to a hamzah or a sukoon.

Its indications: There should not be a hamzah before it, and there should not be a hamzah or sukoon after it.

It is named **original** because it is the origin of all mudood (lengthening)

It is called **natural** because the person with a natural measure will not increase its measure nor decrease it.

Its timing: It is lengthened **two** vowel counts.

The timing of each count depends on the speed of the reciter. Each vowel should be equal in count to the other, and the mudood of two, four, five, and six counts should be equal to that many vowels.

Vowel: Is the time needed to pronounce one letter with fat-hah or dammah or kasrah.

The time of all voweled letter the same

Example: قَ = قِ= قُ

..... سَ = سِ= سُ = تَ = تِ = تُ = قَ = قِ = قُ

When we say 2 vowel counts means time needed to pronounce two successive voweled letter with fat-hah or dammah or kasrah.

The time needed to pronounce ما = مو = مي

عباد كفروا الذِين كمَا

All vowels must sound like a shortened version of its origin.The alif ا is the origin of the fat-ha, the long waw و is the origin of the dhammah, and the long yaa ي is the origin of the kasrah. The reader must be careful not to pronounce these vowels incorrectly, such as when the kasrah is pronounced in between a kasrah and a fat-ha.

Some readers mistakenly open the sides of the mouth for a fat-hah instead of opening the mouth vertically suitable opening ; the result of this mistake is called imaalah, which means tilting.

Other readers do not make a complete circle of their lips for a dhammah and the resulting sound is like that of the English (O).

Another mistake readers may make is not lowering the jaw Completely for the kasrah, and the resulting sound is that of a short (i) or (ae). We should not let our mouths be lazy; the correct way of pronouncing vowels need more mouth and jaw action than the incorrect way.

Examples on natural madd:

قَال يقُول قِيل

In these three words, Natural madd with different madd letters and will have the timing of two vowel counts.

Note: these words have a natural madd as long as we do not stop on the word. As stated before in the indications of the natural madd there cannot be sukoon after the madd letter,Then the madd would no longer be considered a natural madd, but would be a different kind of madd, to be discussed latter.

Included in natural madd is the group of letters:

حي طهر (حا يا طا ها را)

which are letters that start some surahs of the Qur'an. If any one of these letters is at the beginning of a surah, the letter is read with two vowel counts.

Example: طه pronounced طا ها

What Follows the Natural Lengthening Rules

The lesser Connecting Lengthening
Madd Assilah Assughra
مدَّ الصِّلة الصُغْرى

It is a madd that comes from the vowel on a (pronoun or possessive pronoun **haa** ـــه)
A haa at the end of a word (last letter) that is not part of the original make up of the word, representing the singular third person male. It is **voweled** either with a dhammah or a kasrah, positioned **between two voweled** letters, the reader is not stopping on it, and it is not followed by a hamzah. When all these requirements are met the dhammah on the haa become lengthened into a lengthened waw or the kasrah on the haa becomes lengthened like a lengthened yaa, When stopping on this haa we stop with a regular **sukoon**, and the two count madd is dropped.

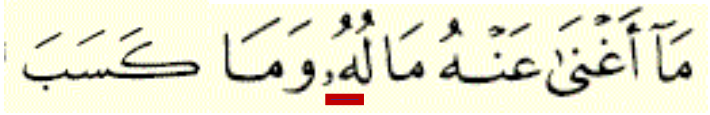

The last letter of the word مالهُ is a pronoun not part of the original word, representing a male third person, located between two voweled letters lam with dammah and waw with fathah if we read this in continuation with the next word (meaning we do not stop on this word), we lengthen the dhammah on the haa so that it becomes the length of a lengthened waw, which would be two vowel counts. Please note the small واو (و) after the هـ ـه This tells us that there is an extra واو (مالَهو).

Here there is **NO** madd because letter precedes haa is sakin.



Here there is **NO** madd because haa is sakinah.

Surat Al-A'raf 111

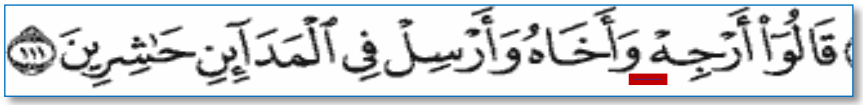

Surat An-Naml 28



- Exceptions to the Lesser Connective Lengthening rule

1-Here there is NO madd, even though all of the conditions have been met.

2-Here there IS a madd, even though all of the conditions have not been met.

Surat Azzumar 7



Surat Al-Furqan 69



Note: The pronoun هـ of the female noun هذه which means this referring to a female object, follows lesser connecting madd rule if it is between two voweled letters.

Example:

Surat Al-Muzzammil 19

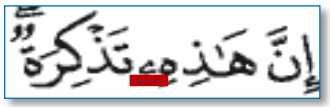

The Substitute Lengthening
(Madd Al-Ewadh)

مَـدَّ العِوَض

It is substituting a lengthened alif for the tanween with a fath فتح, when stopping on it. The lengthening is two counts, which means, the length of two vowels, the same as the counts of natural lengthening. This madd takes place whether there is an alif written after the letter with the tanween or not.
When continuing reading and not stopping on the word that has the tanween with a fat-h, this lengthening disappears, and the noon sakinah rules are applied to the tanween.
If there is an alif written after the tanween, it is dropped when continuing.

Examples:

هُدىً pronounced هُدا

مآءً pronounced مآءا

شكورًا pronounced شكورا

جمعاً pronounced جمعا

Note:

The tanween is usually a sign of a noun, but there are a two cases when verbs have a tanween on them representing the light (non stressed) emphatic **NOON** نون التوكيد الخفيفة, and not part of a noun.

The two places

1-In Surat Yusuf ayah 32



2- Surat Al-Alaq Ayah 15



The rule is the same when stopping on these two words; a two vowel count alif is substituted for the tanween when stopping.

وَلَيَكُونا ، لَنَسْفَعَا

When continuing on, these words are recited with the tanween and the appropriate noon sakinah rule applied.

EXCEPTION: Not included in this madd is هاء التأنيث or female haa in Arabic represented ة or ـة when linked, This letter occurs on the end of nouns, indicates female gender. This letter is always read as a haa هـ saakinah when stopping on the word, and is always read as a taa ت in the case of continuing.

When a noun with a female haa has a tanween with a fath فتح the word should be stopped on with a haa sakinah and there is no alif substituted for the tanween.

This is found in such words as:

نِعْمَةً pronounced نِعْمَهْ when stopped on

رَحمةً pronounced رَحمهْ when stopped on

The Exchange Lengthening

(Madd Al-Badal) مـــد البدل

Its definition: The letter hamzah precedes any of the three madd letters.

Note: The vowel of the madd letter is on the hamzah.

أُوذُوا إِيمانُكُم ءادم إِيلافِهم

These examples were originally as follow

أُؤْذُوا إِئْمانُكُم أَأْدم إِئْلافهم

As seen these words originally had two hamzahs, the first one had a vowel and the second a sukoon. The second hamzah was changed into a madd letter from the category of the vowel of the first hamzah (for example if the first hamzah has kasra then the second hamzah changed to yaa). Not all cases of madd badl (a hamzah preceding a madd letter) have this origin (two hamzahs, the first with a vowel and the second with a sukoon), but we treat all cases of hamzah before a madd letter as مد بدل.

Madd badl is lengthened for two vowel counts by the way of recitation of Hafs ‘an ‘Aasim.

The Secondary Madd

The madd due to hamzah

1-The Required Joined Lengthening

2-The Allowed Separated Lengthening

3-The Greater Connective Lengthening

The madd due to sukoon

1-The Presented Sukoon Lengthening

2-The Soft Lengthening

3-The Compulsory Lengthening

The Required Attached Madd

AL-Madd AL-Waajib AL-Muttasil

المَـد الواجِـب المُتَّصِـل

Its definition: It occurs when a hamzah follows a madd letter in the same word.

It is called (required) because all readers agree that this madd is required. (more than two vowel counts).
It is called (joined) due to the attachment of the madd letter and the hamzah to the same word.

Its rule: It is lengthened four or five vowel counts.













The Separate Allowed Lengthening

AL-Madd AL-Jaa'ez AL-Munfasil المَد الجَائِز المُنْفَصِل

Its definition: It occurs when a madd letter is the last letter of a word, and a hamzah (hamzat Al-qat' همزة القطع) is the first letter of the next word.

It is called allowed because of the permissibility of a short count of two, as well as its lengthening with some readers.

It is called separate due to the separation of the madd letter and hamzah, meaning they are in separate words, but next to each other.

Its rule: Its lengthening is of the measure of four or five vowel counts, the way we are teaching to read, which is Hafs 'an Aasim by the way of Ash-shatibiyyah.

Two vowel counts for this lengthening are not allowed in this way of reading.

When stopping on the word that has the madd letter at the end of it, the reader stops with the natural two count lengthening since the hamzah in the next word is the reason for lengthening to four or five counts, and the reason is no longer present when stopping on the first word.

Examples:

فَقَالُوا۟ رَبَّنَآ ءَاتِنَا مِن لَّدُنكَ رَحْمَةً

فَضَرَبْنَا عَلَىٰٓ ءَاذَانِهِمْ

لِمَا لَبِثُوٓا۟ أَمَدًا

يَٰبَنِىٓ ءَادَمَ

تَبَّتْ يَدَآ أَبِى لَهَبٍ وَتَبَّ

NOTE: In some words such as هَٰٓؤُلَآءِ يَٰٓأَيُّهَا

يا used for calling, or **ها** for drawing attention, the madd letter is written joined together with these words, they are drawn as one word but they are two separate words يا أيها، ها أولاء
And pronounced as one word.

So the kind of madd in يَٰٓأَيُّهَا allowed Separate Lengthening

In هَٰٓؤُلَآءِ there are two lengthenings



The second is required Attached Lengthening

The first is the Allowed Separate Lengthening

NOTES: The required attached Lengthening and the allowed separate lengthening must be **both four** counts or **both five** counts.
It is not allowed to mix the madd counts!

The Greater Connecting Lengthening

Madd Assilah Alkubra مَـد الصِلَة الكُبرَى

Its definition: If the pronoun/possessive pronoun (هاء الضمير) هـ ـه representing a third person male gender is at the end of a word (meaning not part of the original make up of the word) and it has a vowel of a dhammah or a kasrah, is between two voweled letters, and the first letter of the next word is a hamzah, the dhammah on the pronoun/possessive pronoun هـ is lengthened into a واو or the kasrah is lengthened into a ياء and it can be lengthened **four** or **five** counts, it is permissible two counts not the way we taught here.

This madd follows the allowed separated lengthening in vowel counts.

Examples:

أَيَحْسَبُ أَن لَّمْ يَرَهُۥٓ أَحَدٌ

لَن نَّدْعُوَاْ مِن دُونِهِۦٓ إِلَـٰهًا

The second haa هـ in the word هـذه follows the same rules as pronoun haa in the madd.

وَقَالُواْ هَـٰذِهِۦٓ أَنْعَـٰمٌ

lengthening caused by a sukoon

1-The Compulsory Lengthening

The Compulsory **word** Lengthening

- The Compulsory **Heavy** Lengthening in a Word
- The Compulsory **light** Lengthening in a Word

The Compulsory **letter** Lengthening

- The Compulsory **Heavy** Lengthening in a Letter
- The Compulsory **light** Lengthening in a Letter

The Compulsory Lengthening

Al-Madd Al-Laazim المَد اللَّازِم

Its definition: An original (or fixed) sukoon is positioned after a madd letter, in a word or a letter.
By **original** it is meant that the sukoon is part of the original make up of the word, and is present when continuing the reading and when stopping.

***The Compulsory heavy Lengthening in a word**
المد اللَّازم الكَلِمي المُثَقَّل

Its definition: It is when an original sukoon (the letter has a shaddah on it) comes after a madd letter in a word.

The word heavy مثقل refers to the shaddah. A shaddah indicates two letters of the same, the first one with a sukoon, and the second with the vowel that is accompanying the shaddah. The two letters have merged into each other, and thence the shaddah.
It is called compulsory لازم due the permanent, or original sukoon found when the reader stops or continues, or because all readers agree that this lengthening must be 6 vowel counts.
It is called word كلمي due to the fact that the madd letter is in one word.

Examples:









The Compulsory Light Lengthening in a Word

المد اللّازِم الكَلِمي المُخَفَّفْ

Its Definition: It occurs when an original sukoon that is not merged (no shaddah on it), follows a madd letter in a word.

The word light comes from the letter not being merged. This refers to the letter with the sukoon that follows the madd letter.

One word of this kind of lengthening in the Qur'an in only two places in surat Yunus (51,91)



6 vowel counts

The Separate Letters that begin some surahs

The letters that begin some of the surahs of the Qur'an are fourteen in number.
These fourteen letters are found in the phrases:
نصٌ حكيمٌ قطعاً لهُ سر **Or** نصٌ حكيمٌ قاطعٌ لهُ سر **Or**
صِلهُ سُحيراً من قَطَعكَ



These letters are divided into four groups:

1- That which has no madd at all: This refers to the alif ألف as it has no madd letter in it.

2- That which has a madd of two counts: The letters in this category can be found in the phrase: حَيٌّ طَهُرْ meaning the letters are recited as حا يا طا ها را when found in the letters that sometimes begin a surah, and are lengthened two counts.

When these letters are written out as above, they consist of only two letters, and are of the natural madd.

3-The Ain عَيْنْ can be lengthened **six or four** vowel counts, according to the rules of the way we read, which is the way of: Hafs 'an 'Aasim from the way of Ash-Shatibiyyah (six counts preferred)
This is due to the fact that the Ain as a separate letter of an opening to a surah is found at the beginning of surah Maryam كٓهيعٓصٓ and the beginning (second ayah) of surah Ash-Shooraa حمٓ ١ عٓسٓقٓ

4-That which has a madd of six vowel counts: The rest of the letters from the fourteen that start some surahs of the Qur'an fall into this category. These letters are seven in number, and can be found in the phrase: سَنَقُصُ لَكُم (سين نون قاف صاد لام كاف ميم)

The letters of the group سَنَقُصُ لَكُم are categorized into to two groups:

1-The Compulsory light Lengthening In a letter المد اللازم الحرفي المخفف

The letters of the group سنقص لكم are each individually read as a three letter word, the middle letter being a madd letter, and the third letter having an original (or permanent) sukoon.

This last letter not merged with what comes next.

Example الٓرٓ Pronounced ألف لامْ را

The meem in لام not merged with raa را therefore called مخفف (light).

Letter Lam consists of three letters; the middle letter is a madd letter (alif) This madd is lengthened **six** vowel counts.

2-The Compulsory Heavy Lengthening in a letter المد اللازم الحرفي المثقل

This type of lengthening occurs when a letter of the سنقص لكم has the last letter of the three letter word representing the individual letter, merging into the letter that comes after it.

This is the reason for it being called **heavy** مثقل,This madd has a required lengthening of **six** counts.

Example: الٓمٓ ألف لامْ مِيم

The two letters lam لام and meem ميم that consist of three letters in the middle letter madd lengthened **six** vowel and meem sakinah in لامْ merged with the first letter of the next spelled out letter meem مِيـم Pronounced ألف لآمِّـيـمْ

The different separate letters that are found at the beginning of some surahs

1-One letter starts three surahs Saad Qaf Al-Qalam

Pronounced نون صاد قاف **6 vowel counts**



-This kind Compulsory light Lengthening in a letter المد اللازم الحرفي المخفف

2- Two letters start 10 surahs

يسٓ طسٓ حمٓ طه

يسٓ	طسٓ	حمٓ	طه
Ya-Sin Pronounced يا 2 vowel count and سين six vowel	An-Naml Pronounced طا 2 vowel counts And سين six vowel counts Compulsory light Lengthening in a letter	In seven suras Ghafir Fussilat Ash-Shura Az-Zukhruf Ad-Dukhan Al-Jathiyah Al-Ahqaf Pronounced حا ميم 2 vowel counts in حا and six vowel counts in ميم Compulsory light Lengthening in a letter.	Ta-Ha Pronounced طا ها 2 vowel counts each. (natural madd)

3-Three letters start 13 surahs

طسٓمٓ

Ash-Shu'ara
Al-Qasas

Pronounced طا سيمِّيم
طا 2 vowel counts,
سين 6 vowel counts
Compulsory **Heavy**
Lengthening in a letter
because idgham noon sakinah (last letter in سينْ)in first letter meem مِيمْ pronounced سيمِّيم
Last yaa 6 vowel counts
Compulsory light Lengthening in a letter

الٓرٰ

Yunus **Hud** **Yusuf** **Ibrahim** **Al-Hijr**

Pronounced ألف لام را, 6 vowel counts in laam لام
Compulsory light Lengthening in a letter
2vowel counts in raa را natural maad

الٓمٓ

Al-Baqarah Aal-'Imran Al-Ankabut Ar-Rum Luqman As-Sajdah

Pronounced ألف لام مِّيم لام 6 vowel counts
Compulsory **Heavy** Lengthening in a letter
Because alif in letter Lam لـا م مِّ followed by meem mushaddadadah, then second meem its third letter sakin ميـمْ so it is 6 vowel counts
Compulsory light Lengthening in a letter

الٓمٓصٓ

Al-A'raf

Pronounced ألف لام مِّيمْ صآدْ
6 vowel counts in three letters, laam Compulsory **Heavy** Lengthening in a letter -meem and saad Compulsory light Lengthening in a letter.

الٓمٓرٰ

Ar-Ra'd

ألف لام مِّيم را
6 vowel counts in letter,
-laam Compulsory **Heavy** Lengthening
-meem Compulsory light Lengthening
-Raa (natural madd) 2 vowel counts.

حٰمٓ ﴿١﴾ عٓسٓقٓ

Ash-Shoora

عَيْن سينْ قاف
6 or 4 vowel counts in Ain عَيْنْ then ikhfaa haqiqi with ghunnah because letter س followed noon sakinah, 6 vowel counts سِينْ Compulsory light Lengthening in a letter and ikhfaa for noon with heavy ghunnah because followed by qaf, letter qaf 6 vowel counts Compulsory light Lengthening in a letter.

كٓهٰيٰعٓصٓ

Maryam

كآف ها يا عينْ صآد
-6 vowel counts in kaf كآف Compulsory light Lengthening
-2 vowel counts in ها يا
-6 or 4 in Ain عيْنْ, then ikhfaa noon sakinah with heavy ghunnah
6 vowel counts in Saad صآد.

The Lengthening with a Presented Sukoon

Al-Madd Al-Aaridh Li-Ssukoon المَد العارِض للسُّكُون

Its definition: This madd occurs when there is only one letter after one of the three madd letters, it is the last letter of the word, this last letter has any vowel on it, and we are stopping on the last letter with a presented sukoon.

It is called **"presented sukoon"** because the sukoon is presented on the letter when stopping on it, otherwise the letter is read with its vowel.

It is permitted to lengthen this madd **two, or four, or six vowel counts** when stopping on it. When not stopping on it, the last letter is read with a vowel and the madd letter is lengthened two vowel counts, the normal measure for natural lengthening.

قُلْ أَعُوذُ بِرَبِّ ٱلنَّاسِ وَأُوْلَٰٓئِكَ هُمُ ٱلْمُفْلِحُونَ ٱلْحَمْدُ لِلَّهِ رَبِّ ٱلْعَٰلَمِينَ

In **The Required Attached Madd** when the hamzah that follows the madd letter is the last letter of the word, and the reader is stopping on the word (meaning the **hamzah** now has a presented sukoon), the lengthening can be **four** or **five** counts, as mentioned before, or **six** counts.

ٱلسَّمَآءِ

The Soft Lengthening
Madd Al-Leen مد اللِّين

It occurs when a “leen” letter waw واو or yaa ياء with a sukoon, preceded by a letter with a fathah) is followed by one letter only in the same word and we stop on the last letter in the word with a presented sukoon.

- It is allowed to lengthen this madd Two or four or six vowel counts when stopping on the word. When continuing reading (not stopping on this word), there is a slight lengthening of the “leen” letter, referred by the scholars as madd ma مداً ما which is less than two vowel counts, but longer than one vowel count ,It is the time of Rakhawa character(running of sound) in both letters.

وَءَامَنَهُم مِّنْ خَوْفٍ

لِإِيلَٰفِ قُرَيْشٍ

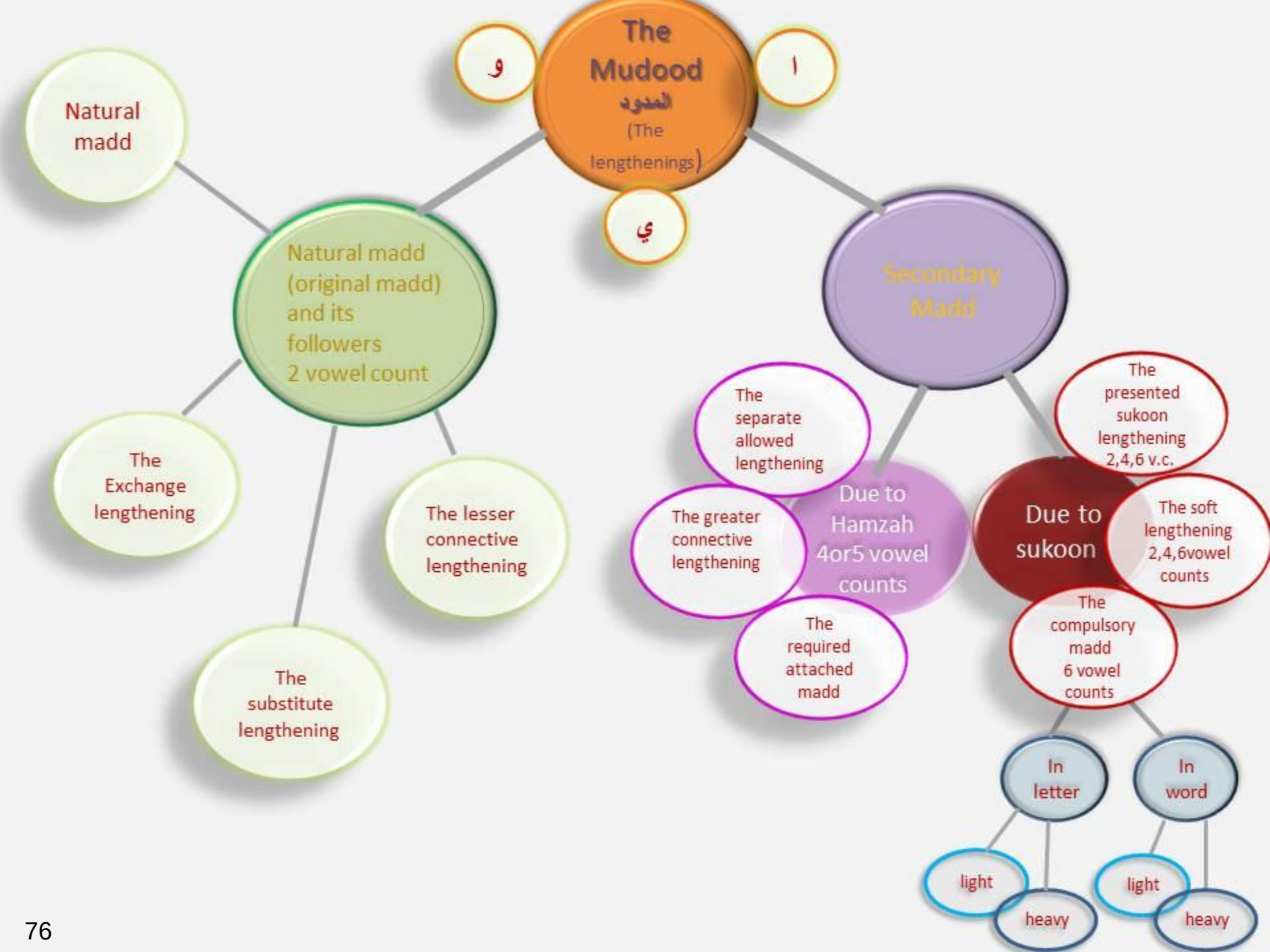
The Mudood
المدود
(The lengthenings)
و
ا
ي
Natural madd
Natural madd (original madd) and its followers 2 vowel count
The Exchange lengthening
The lesser connective lengthening
The substitute lengthening
Secondary Madd
The separate allowed lengthening
The greater connective lengthening
Due to Hamzah 4or5 vowel counts
The required attached madd
The presented sukoon lengthening 2,4,6 v.c.
Due to sukoon
The soft lengthening 2,4,6vowel counts
The compulsory madd 6 vowel counts
In letter
In word
light
heavy
light
heavy

These lengthenings have various degrees of strength and weakness.
The strongest is the compulsory Lengthening,
the second strongest is the required joined lengthening,
the next the presented sukoon lengthening,
then separated allowed lengthening,
and the weakest the exchange lengthening,

The Rule of the Stronger of the Two Causes for a Lengthening
If two reasons for lengthening are present in one madd letter, there must be one stronger than the other. In this case the weak madd is left, and we use the stronger of the two.

Example: 

In this word, there is a hamzah before the madd letter ءا this is therefore an exchange lengthening, This same madd letter is followed by a shaddah, meaning a sukoon, so we also have the compulsory lengthening.
With the knowledge that the stronger of these two madd is the compulsory lengthening, we use that madd and do not use the exchange lengthening, This madd is lengthened **six** counts, that of the compulsory lengthening.



In this example a hamzah precedes a madd letter ءا so there is an exchange lengthening, The same madd letter is followed by a hamzah in the same word اء, so there is also a required joined lengthening, Both of these madd share the same madd letter, the alif, and since the stronger of the two lengthenings is the required joined lengthening, we apply that lengthening and not the exchange lengthening. This madd is therefore lengthened four or five vowel counts.

When Stopping:

the reader can stop on this madd at the end of this word (بُرءاء) four vowel counts with two causes required lengthening and lengthening with presented sukoon, may also stop with five vowel counts if the reader reads required madd five counts, Also may stop with six vowel counts this is for one reason if he reads lengthening with presented sukoon six counts.

It is forbidden to stop on this word using the present sukoon lengthening with two vowel counts. This is due to the rule of the stronger of the two lengthenings, since the required joined lengthening is stronger than the presented sukoon lengthening.

In this example  the hamzah precedes a madd letter, indicating an exchange lengthening,This madd is at the end of the word, and the first letter of the next word is a hamzah, so the allowed separated lengthening is also using this same madd letter, which is an alif.

In this case, when continuing reading, and the allowed separated lengthening is employed, so this madd lengthened 4 or 5 counts (by the way of Ash-Shatibiyyah)

When stopping on the first word only the exchange lengthening is used, since the hamzah that begins the second word is not being read, and there is therefore **no** allowed separate lengthening is used.

In case of this ayah 

the weaker soft lengthening precedes the stronger presented sukoon lengthening, when stopping on both of them, the stronger should then be the same length or longer in length than the weaker.

Example: if we stop on  4 vowel counts.

So we can stop on  with either 4 or 6 vowel counts only.

*When the stronger madd precedes the weaker madd, the weaker madd then must be equal or less in length than the stronger one.



اللَّهُمَّ تَقَبَّلْ مِنَّا صَالِحَ الأَعْمَالِ

O Allah! Accept from us our good deeds!

السلام عليكم

Peace be upon you

Assalamu Alaikum