MS-100_291q_June_2021_By_DrunkMonk

Passing Score: 800
Time Limit: 120 min
File Version: 1.0

MS-100_291q_June_2021_By_DrunkMonk

Number: MS-100
Passing Score: 800
Time Limit: 120 min
File Version: 12.0

MS-100 - Microsoft 365 Identity and Services



Sections

1. (none)
2. Microsoft 365 Identity and Services
3. Design and implement Microsoft 365 services
4. Manage user identity and roles
5. Plan Office 365 workloads and applications

Exam A

QUESTION 1
Note: This question is part of a series of questions that present the same scenario. Each question in the series contains a unique solution that might meet the stated goals. Some question sets might have more than one correct solution, while others might not have a correct solution.

After you answer a question in this section, you will NOT be able to return to it. As a result, these questions will not appear in the review screen.

Your company has a Microsoft Office 365 tenant.

You suspect that several Office 365 features were recently updated.

You need to view a list of the features that were recently updated in the tenant.

Solution: You use the View service requests option in the Microsoft 365 admin center.

Does this meet the goal?

A. Yes
B. No

Answer: B
Section: Design and implement Microsoft 365 services

Explanation/Reference:
Explanation:
A service request is a support ticket. Therefore, the View service requests option in the Microsoft 365 admin center displays a list of support tickets. It does not display a list of the features that were recently updated in the tenant so this solution does not meet the goal.
To meet the goal, you need to use Message center in the Microsoft 365 admin center.

QUESTION 2
Note: This question is part of a series of questions that present the same scenario. Each question in the series contains a unique solution that might meet the stated goals. Some question sets might have more than one correct solution, while others might not have a correct solution.

After you answer a question in this section, you will NOT be able to return to it. As a result, these questions will not appear in the review screen.

Your company has a Microsoft Office 365 tenant.

You suspect that several Office 365 features were recently updated.

You need to view a list of the features that were recently updated in the tenant.

Solution: You use Dashboard in Security & Compliance.

Does this meet the goal?

A. Yes
B. No

Answer: B
Section: Design and implement Microsoft 365 services

Explanation/Reference:
Explanation:
Depending on what your organization's Office 365 subscription includes, the Dashboard in Security & Compliance includes several widgets, such as Threat Management Summary, Threat Protection Status, Global Weekly Threat Detections, Malware, etc. It does not display a list of the features that were recently updated in the tenant so this solution does not meet the goal.
To meet the goal, you need to use Message center in the Microsoft 365 admin center.

QUESTION 3
Note: This question is part of a series of questions that present the same scenario. Each question in the series contains a unique solution that might meet the stated goals. Some question sets might have more than one correct solution, while others might not have a correct solution.

After you answer a question in this section, you will NOT be able to return to it. As a result, these questions will not appear in the review screen.

Your company has a Microsoft Office 365 tenant.

You suspect that several Office 365 features were recently updated.

You need to view a list of the features that were recently updated in the tenant.

Solution: You use Message center in the Microsoft 365 admin center.

Does this meet the goal?

A. Yes
B. No

Answer: A
Section: Design and implement Microsoft 365 services

Explanation/Reference:
Explanation:
The Message center in the Microsoft 365 admin center is where you would go to view a list of the features that were recently updated in the tenant. This is where Microsoft posts official messages with information including new and changed features, planned maintenance, or other important announcements.

QUESTION 4
Note: This question is part of a series of questions that present the same scenario. Each question in the series contains a unique solution that might meet the stated goals. Some question sets might have more than one correct solution, while others might not have a correct solution.

After you answer a question in this section, you will NOT be able to return to it. As a result, these questions will not appear in the review screen.

Your company has a Microsoft Office 365 tenant.

You suspect that several Office 365 features were recently updated.

You need to view a list of the features that were recently updated in the tenant.

Solution: You review the Security & Compliance report in the Microsoft 365 admin center.

Does this meet the goal?

A. Yes
B. No

Answer: B
Section: Design and implement Microsoft 365 services

Explanation/Reference:
Explanation:
The Security & Compliance reports in the Microsoft 365 admin center are reports regarding security and compliance for your Office 365 Services. For example, email usage reports, Data Loss Prevention reports etc. They do not display a list of the features that were recently updated in the tenant so this solution does not meet the goal.
To meet the goal, you need to use Message center in the Microsoft 365 admin center.

QUESTION 5
You recently migrated your on-premises email solution to Microsoft Exchange Online and are evaluating which licenses to purchase.

You want the members of two groups named IT and Managers to be able to use the features shown in the following table:

Feature	Available to
Microsoft Azure Active Directory (Azure AD) conditional access	IT group, Managers group
Microsoft Azure Active Directory (Azure AD) Privileged Identity Management	IT group

The IT group contains 50 users. The Managers group contains 200 users.

You need to recommend which licenses must be purchased for the planned solution. The solution must minimize licensing costs.

Which licenses should you recommend?

A. 250 Microsoft 365 E3 only
B. 50 Microsoft 365 E3 and 200 Microsoft 365 E5
C. 250 Microsoft 365 E5 only
D. 200 Microsoft 365 E3 and 50 Microsoft 365 E5

Answer: D
Section: Design and implement Microsoft 365 services

Explanation/Reference:
Explanation:
Microsoft Azure Active Directory Privileged Identity Management requires an Azure AD Premium P2 license. This license comes as part of the Microsoft 365 E5 license. Therefore, we need 50 Microsoft 365 E5 licenses for the IT group.
Conditional Access requires the Azure AD Premium P1 license. This comes as part of the Microsoft E3 license. Therefore, we need 200 Microsoft 365 E3 licenses for the Managers group.

QUESTION 6
You have a Microsoft 365 tenant that contains Microsoft Exchange Online.
You plan to enable calendar sharing with a partner organization named adatum.com. The partner organization also has a Microsoft 365 tenant.
You need to ensure that the calendar of every user is available to the users in adatum.com immediately.

What should you do?

A. From the Exchange admin center, create a sharing policy.
B. From the Exchange admin center, create a new organization relationship.
C. From the Microsoft 365 admin center, modify the Organization profile settings.
D. From the Microsoft 365 admin center, configure external site sharing.

Answer: B
Section: Design and implement Microsoft 365 services

Explanation/Reference:
Explanation:
You need to set up an organization relationship to share calendar information with an external business partner. Office 365 admins can set up an organization relationship with another Office 365 organization or with an Exchange on-premises organization.

QUESTION 7
DRAG DROP

Your company has a Microsoft Azure Active Directory (Azure AD) tenant named contoso.onmicrosoft.com.
You purchase a domain named contoso.com from a registrar and add all the required DNS records.
You create a user account named User1. User1 is configured to sign in as user1@contoso.onmicrosoft.com.

You need to configure User1 to sign in as user1@contoso.com.

Which three actions should you perform in sequence?

To answer, move the appropriate actions from the list of actions to the answer area and arrange them in the correct order.

Select and Place:

Actions	Answer Area
Run `Set-MsolDomainAuthentication -TenantID contoso.com`	
Modify the email address of User1.	
Modify the username of User1.	
Verify the custom domain.	
Add contoso.com as a SAN for an X.509 certificate.	
Add a custom domain name.	

Answer:

Actions	Answer Area
Run `Set-MsolDomainAuthentication -TenantID contoso.com`	Add a custom doma
	Verify the custor
Modify the username of User1.	Modify the email add
Add contoso.com as a SAN for an X.509 certificate.	

Section: Design and implement Microsoft 365 services

Explanation/Reference:

QUESTION 8
Your company has an on-premises Microsoft Exchange Server 2016 organization and a Microsoft 365 Enterprise subscription.
You plan to migrate mailboxes and groups to Exchange Online.
You start a new migration batch.

Users report slow performance when they use the on-premises Exchange Server organization.
You discover that the migration is causing the slow performance.

You need to reduce the impact of the mailbox migration on the end-users.

What should you do?

A. Create a mail flow rule.
B. Configure back pressure.
C. Modify the migration endpoint settings.
D. Create a throttling policy.

Answer: C
Section: Design and implement Microsoft 365 services

Explanation/Reference:
Explanation:
The migration is causing the slow performance. This suggests that the on-premise Exchange server is struggling under the load of copying the mailboxes to Exchange Online. You can reduce the load on the on-premise server by reducing the maximum number of concurrent mailbox migrations. Migrating just a few mailboxes at a time will have less of a performance impact than migrating many mailboxes concurrently.

QUESTION 9
You have a Microsoft 365 subscription.

You need to prevent phishing email messages from being delivered to your organization.

What should you do?

A. From the Exchange admin center, create an anti-malware policy.
B. From Security & Compliance, create a DLP policy.
C. From Security & Compliance, create a new threat management policy.
D. From the Exchange admin center, create a spam filter policy.

Answer: C
Section: Design and implement Microsoft 365 services

Explanation/Reference:
Explanation:
Anti-phishing protection is part of Office 365 Advanced Threat Protection (ATP). To prevent phishing email messages from being delivered to your organization, you need to configure a threat management policy.
ATP anti-phishing is only available in Advanced Threat Protection (ATP). ATP is included in subscriptions, such as Microsoft 365 Enterprise, Microsoft 365 Business, Office 365 Enterprise E5, Office 365 Education A5, etc.

QUESTION 10
Your company has a Microsoft 365 subscription. All identities are managed in the cloud.
The company purchases a new domain name.

You need to ensure that all new mailboxes use the new domain as their primary email address.

What are two possible ways to achieve the goal?

Each correct answer presents a complete solution.

NOTE: Each correct selection is worth one point.

A. Run the Update-EmailAddressPolicy Windows PowerShell command
B. From the Exchange admin center, select mail flow, and then configure the email address policies.
C. From the Microsoft 365 admin center, select Setup, and then configure the domains.
D. Run the Set-EmailAddressPolicy Windows PowerShell command.
E. From the Azure Active Directory admin center, configure the custom domain names.

Answer: BD
Section: Design and implement Microsoft 365 services

Explanation/Reference:
Explanation:
Email address policies define the rules that create email addresses for recipients in your Exchange organization whether this is Exchange on-premise or Exchange online.
You can configure email address policies using the graphical interface of the Exchange Admin Center or by using PowerShell with the Set-EmailAddressPolicy cmdlet.
The Set-EmailAddressPolicy cmdlet is used to modify an email address policy. The Update-EmailAddressPolicy cmdlet is used to apply an email address policy to users.

QUESTION 11
Your company has a Microsoft Azure Active Directory (Azure AD) tenant named contoso.com that includes the users shown in the following table:

Name	Usage location	Membership
User1	United States	Group1, Group2
User2	*Not set*	Group2
User3	*Not set*	Group1
User4	Canada	Group1

Group2 is a member of Group1.

You assign a Microsoft Office 365 Enterprise E3 license to Group1.

How many Office 365 E3 licenses are assigned?

A. 1
B. 2
C. 3
D. 4

Answer: C
Section: Design and implement Microsoft 365 services

Explanation/Reference:
Explanation:
Group-based licensing currently does not support groups that contain other groups (nested groups). If you apply a license to a nested group, only the immediate first-level user members of the group have the licenses applied. Therefore, User2 will not be assigned a license.
When Azure AD assigns group licenses, any users without a specified usage location inherit the location of the directory. Therefore, User3 will be assigned a license and his usage location will be set to the location of the directory.

QUESTION 12
You have a Microsoft 365 subscription.

A new corporate security policy states that you must automatically send DLP incident reports to the users in the legal department.

You need to schedule the email delivery of the reports. The solution must ensure that the reports are sent as frequently as possible.

How frequently can you schedule the delivery of the reports?

A. hourly
B. monthly
C. weekly
D. daily

Answer: C
Section: Design and implement Microsoft 365 services

Explanation/Reference:
Explanation:
From the Dashboard in the Security and Compliance center, you can view various reports including the DLP Incidents report. From there you can configure a schedule to email the reports. In the schedule configuration, there are two choices for the frequency: Weekly or Monthly. Therefore, to ensure that the reports are sent as frequently as possible, you need to select Weekly.

QUESTION 13
Your company has a Microsoft 365 subscription.

You need to identify all the users in the subscription who are licensed for Microsoft Office 365 through a group membership. The solution must include the name of the group used to assign the license.

What should you use?

A. The Licenses blade in the Azure portal
B. Reports in the Microsoft 365 admin center
C. Active users in the Microsoft 365 admin center
D. Reports in Security & Compliance

Answer: A
Section: Design and implement Microsoft 365 services

Explanation/Reference:
Explanation:
In the Azure AD Admin Center, select Azure Active Directory then select Licenses to open the Licenses blade. From there you need to click on the `Managed your purchased licenses link'. Select a license you want to view, for example Office 365 E3. This will then display a list of all users with that license. In the `Assignment Paths' column, it will say `Direct' for a license that has been assigned directly to a user or `Inherited (Group Name)' for a license that has been assigned through a group.

QUESTION 14
Your company has a Microsoft 365 subscription.

You upload several archive PST files to Microsoft 365 by using the Security & Compliance admin center.
A month later, you attempt to run an import job for the PST files.
You discover that the PST files were deleted from Microsoft 365.

What is the most likely cause of the files being deleted?

More than one answer choice may achieve the goal. Select the **BEST** answer.

A. The PST files were corrupted and deleted by Microsoft 365 security features.
B. PST files are deleted automatically from Microsoft 365 after 30 days.
C. The size of the PST files exceeded a storage quota and caused the files to be deleted.
D. Another administrator deleted the PST files.

Answer: B
Section: Design and implement Microsoft 365 services

Explanation/Reference:
Explanation:
You can use the Office 365 Import Service to bulk-import PST files to Office 365 mailboxes.
When you use the network upload method to import PST files, you upload them to an Azure blob container named ingestiondata. If there are no import jobs in progress on the Import page in the Security & Compliance Center), then all PST files in the ingestiondata container in Azure are deleted 30 days after the most recent import job was created in the Security & Compliance Center.

QUESTION 15
Your company has a main office and 20 branch offices in North America and Europe. Each branch connects to the main office by using a WAN link. All the offices connect to the Internet and resolve external host names by using the main office connections.

You plan to deploy Microsoft 365 and to implement a direct Internet connection in each office.
You need to recommend a change to the infrastructure to provide the quickest possible access to Microsoft 365 services.

What is the best recommendation to achieve the goal? More than one answer choice may achieve the goal. Select the BEST answer.

A. For all the client computers in the branch offices, modify the MTU setting by using a Group Policy object (GPO).
B. In each branch office, deploy a proxy server that has user authentication enabled.
C. In each branch office, deploy a firewall that has packet inspection enabled.
D. In the branch offices, configure name resolution so that all queries for external host names are redirected to public DNS servers directly.

Answer: D
Section: Design and implement Microsoft 365 services

Explanation/Reference:
Explanation:
Being a cloud service, Office 365 would be classed as an external host to the office computers.
All the offices connect to the Internet and resolve external host names by using the main office connections. This means that all branch office computers perform DNS lookups and connect to the Internet over the WAN link.
Each branch office will have a direct connection to the Internet so the quickest possible access to Microsoft 365 services would be by using the direct Internet connections. However, the DNS lookups would still go over the WAN links to main office. The solution to provide the quickest possible access to Microsoft 365 services is to configure DNS name resolution so that the computers use public DNS servers for external hosts. That way DNS lookups for Office 365 and the connections to Office 365 will use the direct Internet connections.

QUESTION 16
Your network contains an Active Directory forest named adatum.local. The forest contains 500 users and uses adatum.com as a UPN suffix.

You deploy a Microsoft 365 tenant.
You implement directory synchronization and sync only 50 support users.
You discover that five of the synchronized users have usernames that use a UPN suffix of onmicrosoft.com.

You need to ensure that all synchronized identities retain the UPN set in their on-premises user account.

What should you do?

A. From the Microsoft 365 admin center, add adatum.com as a custom domain name.
B. From Windows PowerShell, run the Set-ADDomain -AllowedDNSSuffixes adatum.com command.
C. From Active Directory Users and Computers, modify the UPN suffix of the five user accounts.
D. From the Microsoft 365 admin center, add adatum.local as a custom domain name.

Answer: C
Section: Design and implement Microsoft 365 services

Explanation/Reference:
Explanation:
The question states that only five of the synchronized users have usernames that use a UPN suffix of onmicrosoft.com. Therefore the other 45 users have the correct UPN suffix. This tells us that the adatum.com domain has already been added to Office 365 as a custom domain.
The forest is named adatum.local and uses adatum.com as a UPN suffix. User accounts in the domain will have adatum.local as their default UPN suffix. To use adatum.com as the UPN suffix, each user account will need to be configured to use adatum.com as the UPN suffix.
Any synchronized user account that has adatum.local as a UPN suffix will be configured to use a UPN suffix of onmicrosoft.com because adatum.local cannot be added to Office 365 as a custom domain.
Therefore, the reason that the five synchronized users have usernames with a UPN suffix of onmicrosoft.com is because their accounts were not configured to use the UPN suffix of contoso.com.

QUESTION 17
HOTSPOT

Your company has a Microsoft Office 365 subscription that contains the groups shown in the following table:

Name	Members
Group1	User1, User2
Group2	User3

You have the licenses shown in the following table@

License	Included service	Assigned to
Microsoft 365	Microsoft Exchange Online	Group1
Microsoft 365	Microsoft SharePoint Online	User1, User2, User3

Another administrator removes User1 from Group1 and adds Group2 to Group1.

For each of the following statements, select Yes if the statement is true. Otherwise, select No.

NOTE: Each correct selection is worth one point.

Hot Area:

Answer Area

Statements	Yes
User1 is licensed for SharePoint Online.	○
User2 is licensed for SharePoint Online.	○
User3 is licensed for SharePoint Online.	○

Answer:

Answer Area

Statements	Yes
User1 is licensed for SharePoint Online.	○
User2 is licensed for SharePoint Online.	○
User3 is licensed for SharePoint Online.	○

Section: Design and implement Microsoft 365 services

Explanation/Reference:
Explanation:
User1, User2 and User3 have each been assigned a SharePoint license directly. Therefore, they are all licensed for SharePoint Online.
Changing the group memberships will only affect whether or not they are licensed for Exchange Online because the Exchange Online licenses are assigned to Group1.

QUESTION 18
Your company has on-premises servers and a Microsoft Azure Active Directory (Azure AD) tenant.

Several months ago, the Azure AD Connect Health agent was installed on all the servers.

You review the health status of all the servers regularly.

Recently, you attempted to view the health status of a server named Server1 and discovered that the server is NOT listed on the Azure Active Directory Connect Servers list.

You suspect that another administrator removed Server1 from the list.

You need to ensure that you can view the health status of Server1.

What are two possible ways to achieve the goal? Each correct answer presents a complete solution.

NOTE: Each correct selection is worth one point.

A. From Windows PowerShell, run the Register-AzureADConnectHealthSyncAgent cmdlet.
B. From Azure Cloud shell, run the Connect-AzureAD cmdlet.
C. From Server1, change the Azure AD Connect Health services Startup type to Automatic (Delayed Start).
D. From Server1, change the Azure AD Connect Health services Startup type to Automatic.
E. From Server1, reinstall the Azure AD Connect Health agent.

Answer: AE
Section: Design and implement Microsoft 365 services

Explanation/Reference:
Explanation:
The question states that another administrator removed Server1 from the list. To view the health status of Server1, you need to re-register the AD Connect Health Sync Agent. You can do this manually by running the Register-AzureADConnectHealthSyncAgent cmdlet. Alternatively, you can reinstall the Azure AD Connect Health agent. The Azure AD Connect Health agent is registered as part of the installation.

QUESTION 19
You have a Microsoft 365 subscription.

You suspect that several Microsoft Office 365 applications or services were recently updated.
You need to identify which applications or services were recently updated.

What are two possible ways to achieve the goal? Each correct answer presents a complete solution.

NOTE: Each correct selection is worth one point.

A. From the Microsoft 365 admin center, review the Message center blade.
B. From the Office 365 Admin mobile app, review the messages.
C. From the Microsoft 365 admin center, review the Products blade.
D. From the Microsoft 365 admin center, review the Service health blade.

Answer: AB
Section: Design and implement Microsoft 365 services

Explanation/Reference:
Explanation:
The Message center in the Microsoft 365 admin center is where you would go to view a list of the features that were recently updated in the tenant. This is where Microsoft posts official messages with information including new and changed features, planned maintenance, or other important announcements.
The messages displayed in the Message center can also be viewed by using the Office 365 Admin mobile app.

QUESTION 20
Note: This question is part of a series of questions that present the same scenario. Each question in the series contains a unique solution that might meet the stated goals.
Some question sets might have more than one correct solution, while others might not have a correct solution.

After you answer a question in this section, you will **NOT** be able to return to it. As a result, these questions will not appear in the review screen.

Your company has a Microsoft Office 365 tenant.
You suspect that several Office 365 features were recently updated.

You need to view a list of the features that were recently updated in the tenant.

Solution: You use Monitoring and reports from the Compliance admin center.

Does this meet the goal?

A. Yes
B. No

Answer: B
Section: Design and implement Microsoft 365 services

Explanation/Reference:
Explanation:
Depending on what your organization's Office 365 subscription includes, the Dashboard in Security & Compliance includes several widgets, such as Threat Management Summary, Threat Protection Status, Global Weekly Threat Detections, Malware, etc. The Compliance admin center in Microsoft 365 contains much of the same information but also includes additional entries focusing on alerts, data insights.
The Monitoring and reports section from the Compliance admin center does not display a list of the features that were recently updated in the tenant so this solution does not meet the goal.
To meet the goal, you need to use Message center in the Microsoft 365 admin center.

QUESTION 21
DRAG DROP

Your network contains an on-premises Active Directory domain named contoso.com that is synced to a Microsoft Azure Active Directory (Azure AD) tenant. The on-premises domain contains a server named Server1 that runs Windows Server 2016 and 200 client computers that run Windows 10.
Your company purchases a Microsoft 365 subscription.

On Server1, you create a file share named Share1. You extract the Microsoft Office Deployment Tool (ODT) to Share1.

You need to deploy Microsoft 365 Apps for enterprise and the French language pack from Share1 to the Windows 10 computers.

Which three actions should you perform in sequence?

To answer, move the appropriate actions from the list of actions to the answer area and arrange them in the correct order.

Select and Place:

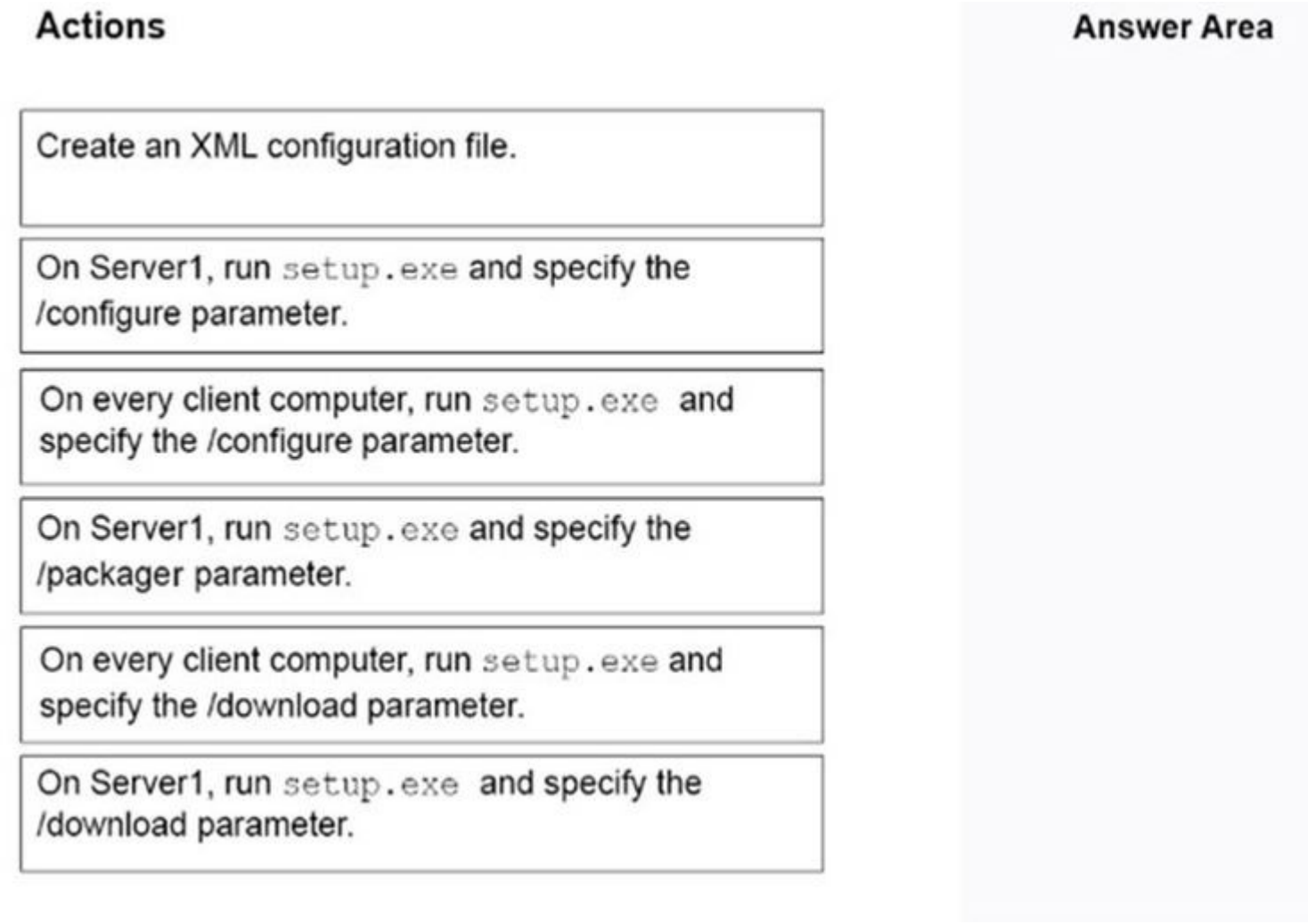

Answer:

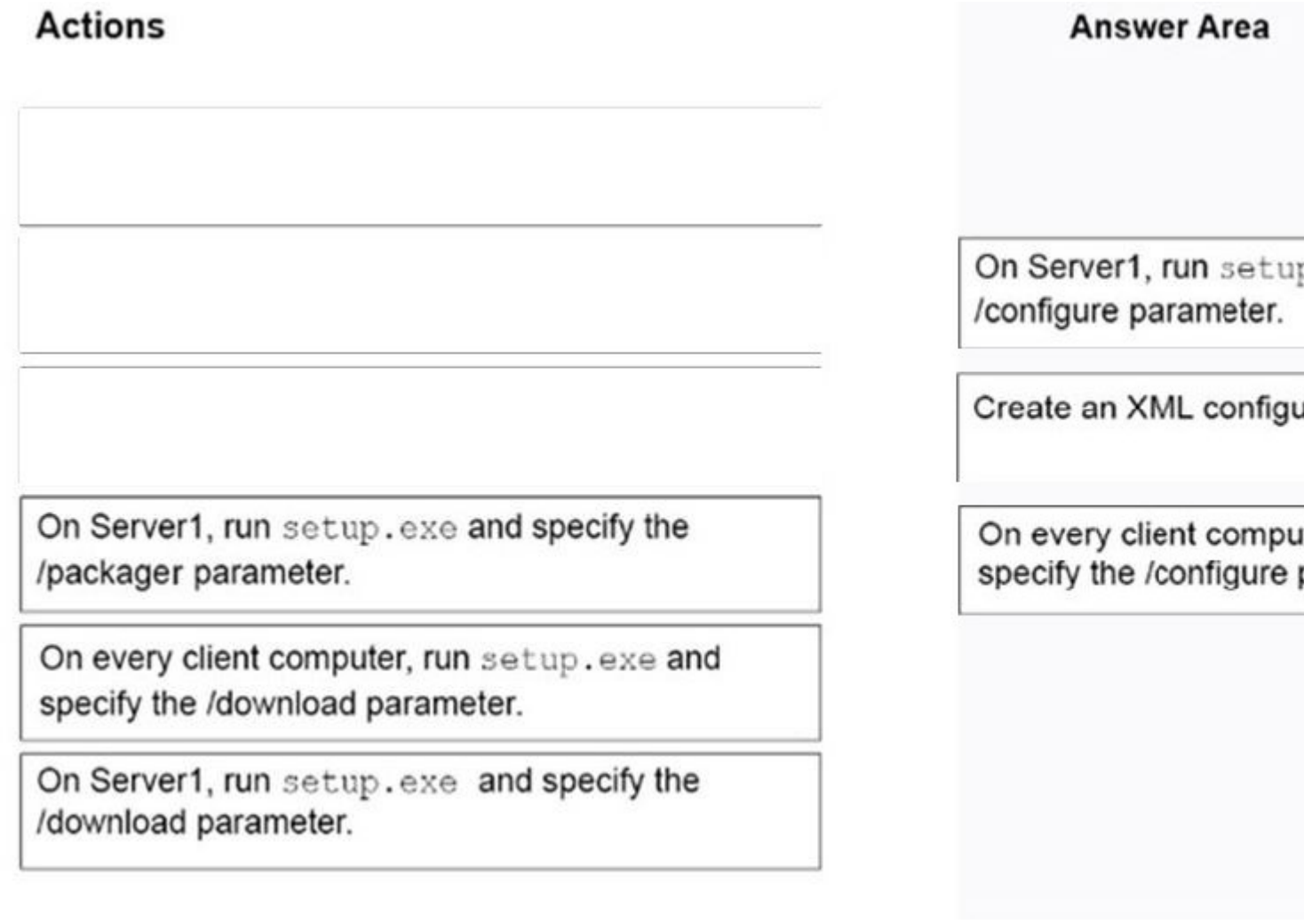

Section: Design and implement Microsoft 365 services

Explanation/Reference:
Explanation:

Note:
Step 1: Create an XML configuration file with the source path and download path for the installation files. Step 2: On the deployment server, run the ODT executable in download mode and with a reference to the XML configuration file.
Step 3: Create another XML configuration file with the source path to the installation files. Step 4: On the client computer, run the ODT executable in configure mode and with a reference to the XML configuration file.

QUESTION 22
Note: This question is part of a series of questions that present the same scenario. Each question in the series contains a unique solution that might meet the stated goals.
Some question sets might have more than one correct solution, while others might not have a correct solution.

After you answer a question in this section, you will **NOT** be able to return to it. As a result, these questions will not appear in the review screen.

Your network contains an Active Directory domain named contoso.com that is synced to Microsoft Azure Active Directory (Azure AD).

You manage Windows 10 devices by using Microsoft System Center Configuration Manager (Current Branch).
You configure a pilot for co-management.
You add a new device named Device1 to the domain. You install the Configuration Manager client on Device1.

You need to ensure that you can manage Device1 by using Microsoft Intune and Configuration Manager.

Solution: You add Device1 to an Active Directory group.

Does this meet the goal?

A. Yes
B. No

Answer: B
Section: Design and implement Microsoft 365 services

Explanation/Reference:
Explanation:
Device1 has the Configuration Manager client installed so you can manage Device1 by using Configuration Manager.
To manage Device1 by using Microsoft Intune, the device has to be enrolled in Microsoft Intune. In the Co-management Pilot configuration, you configure a Configuration Manager Device Collection that determines which devices are auto-enrolled in Microsoft Intune. You need to add Device1 to the Device Collection, not an Active Directory Group. Therefore, this solution does not meet the requirements.

QUESTION 23
Note: This question is part of a series of questions that present the same scenario. Each question in the series contains a unique solution that might meet the stated goals.
Some question sets might have more than one correct solution, while others might not have a correct solution.

After you answer a question in this section, you will **NOT** be able to return to it. As a result, these questions will not appear in the review screen.

Your network contains an Active Directory domain named contoso.com that is synced to Microsoft Azure Active Directory (Azure AD).
You manage Windows 10 devices by using Microsoft System Center Configuration Manager (Current Branch).
You configure a pilot for co-management.
You add a new device named Device1 to the domain. You install the Configuration Manager client on Device1.

You need to ensure that you can manage Device1 by using Microsoft Intune and Configuration Manager.

Solution: Define a Configuration Manager device collection as the pilot collection. Add Device1 to the collection.

Does this meet the goal?

A. Yes
B. No

Answer: A
Section: Design and implement Microsoft 365 services

Explanation/Reference:

QUESTION 24
Note: This question is part of a series of questions that present the same scenario. Each question in the series contains a unique solution that might meet the stated goals.
Some question sets might have more than one correct solution, while others might not have a correct solution.

After you answer a question in this section, you will **NOT** be able to return to it. As a result, these questions will not appear in the review screen.

Your network contains an Active Directory domain named contoso.com that is synced to Microsoft Azure Active Directory (Azure AD).
You manage Windows 10 devices by using Microsoft System Center Configuration Manager (Current Branch).
You configure a pilot for co-management.
You add a new device named Device1 to the domain. You install the Configuration Manager client on Device1.

You need to ensure that you can manage Device1 by using Microsoft Intune and Configuration Manager.

Solution: You create a device configuration profile from the Intune admin center.

Does this meet the goal?

A. Yes
B. No

Answer: B
Section: Design and implement Microsoft 365 services

Explanation/Reference:

QUESTION 25
HOTSPOT

You have a Microsoft 365 subscription.

You create an alert policy as shown in the following exhibit:

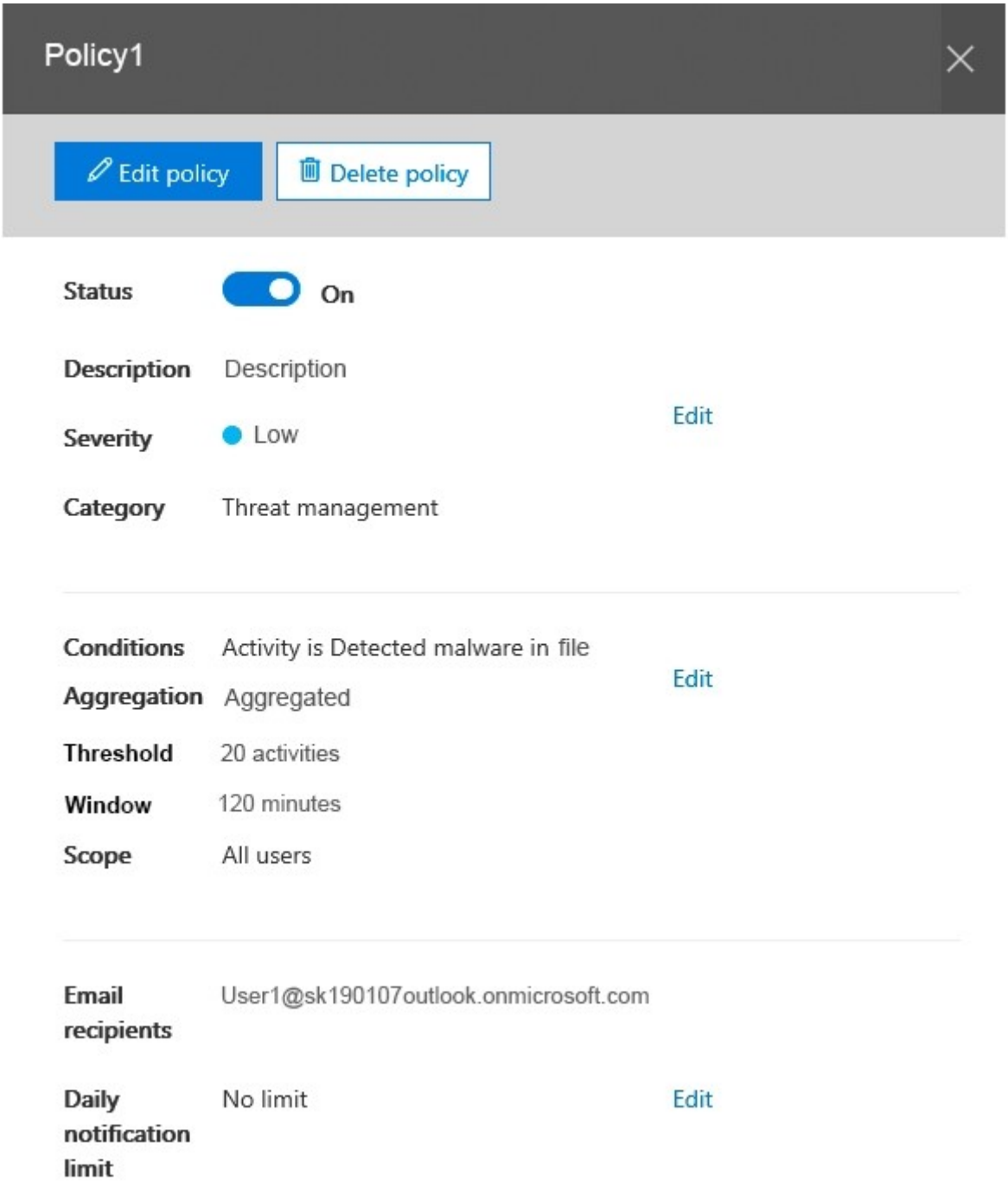

Use the drop-down menus to select the answer choice that completes each statement based on the information in the graphic.

NOTE: Each correct selection is worth one point.

Hot Area:

Answer Area

Policy1 will trigger an alert if malware is detected in **[answer choice]**.

- Exchange Online only
- SharePoint Online only
- SharePoint Online or OneDrive only
- Exchange Online, SharePoint Online, or O

The maximum number of email messages that Policy1 will generate per day is **[answer choice]**.

- 5
- 12
- 20
- 100

Answer:

Answer Area

Policy1 will trigger an alert if malware is detected in **[answer choice]**.

- Exchange Online only
- SharePoint Online only
- SharePoint Online or OneDrive only
- Exchange Online, SharePoint Online, or O

The maximum number of email messages that Policy1 will generate per day is **[answer choice]**.

- 5
- 12
- 20
- 100

Section: Design and implement Microsoft 365 services

Explanation/Reference:
Explanation:
The `Activity is' setting is configured as `Detected malware in file'. This setting means the policy is applied to files stored in SharePoint or OneDrive.
The Aggregation settings has a 120 minute window. This means that if there 20 detections in 120 minutes, an email will be generated. Therefore, the maximum number of emails generated in 24 hours is 12.

QUESTION 26
HOTSPOT

Your company is based in the United Kingdom (UK).
Users frequently handle data that contains Personally Identifiable Information (PII).

You create a data loss prevention (DLP) policy that applies to users inside and outside the company. The policy is configured as shown in the following exhibit:

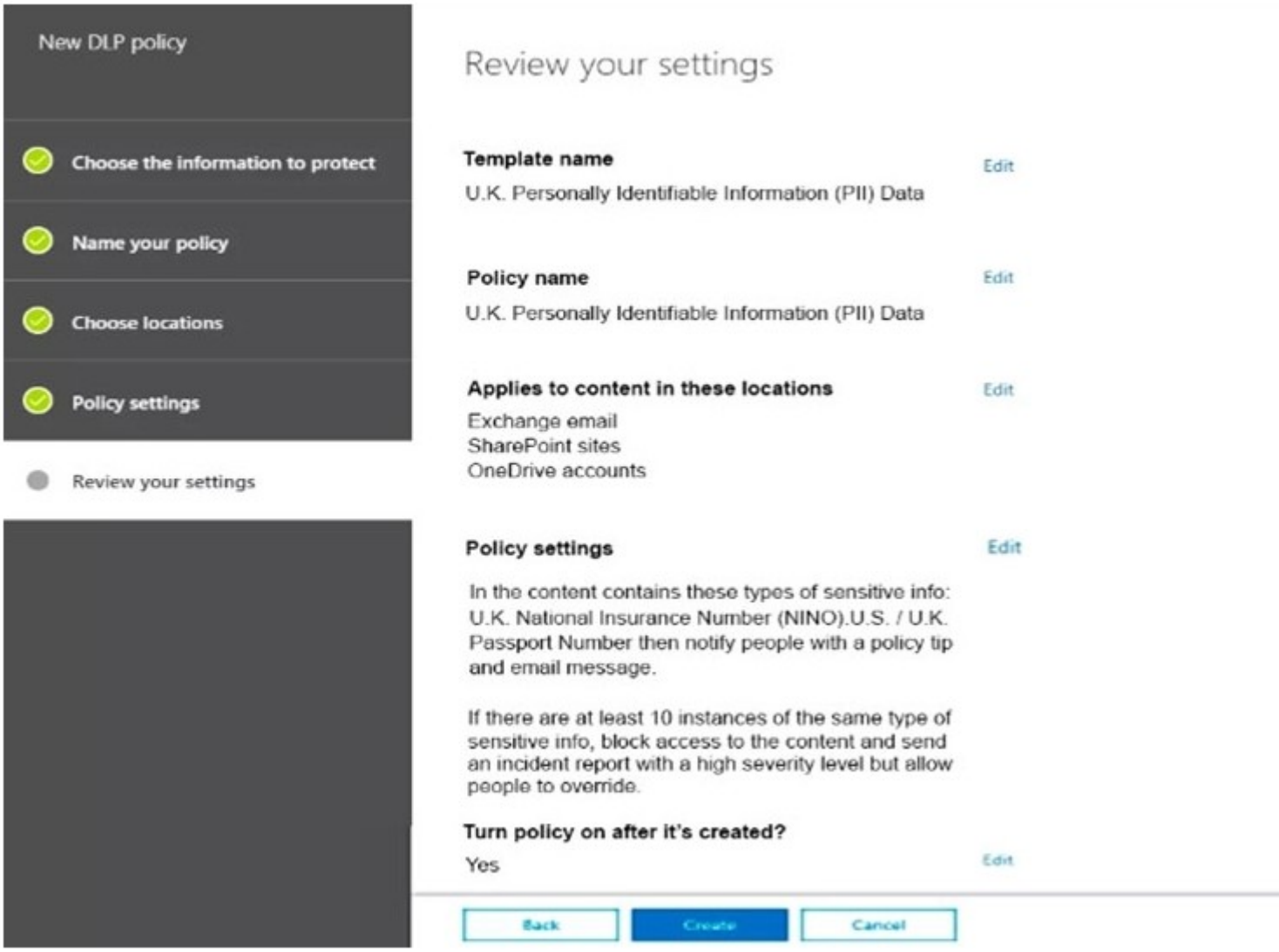

Use the drop-down menus to select the answer choice that completes each statement based in the information presented in the information presented in the graphic.

NOTE: Each correct selection is worth one point.

Hot Area:

Answer Area

If a user attempts to upload a document to a Microsoft SharePoint site, and the document contains one UK passport number, the document will be [**answer choice**].

allowed
blocked without warning
blocked, but the user can override

If a user attempts to email 100 UK passport numbers to a user in the same company, the email message will be [**answer choice**].

allowed
blocked without warning
blocked, but the user can override

Answer:

Answer Area

If a user attempts to upload a document to a Microsoft SharePoint site, and the document contains one UK passport number, the document will be [**answer choice**].

allowed
blocked without warning
blocked, but the user can override

If a user attempts to email 100 UK passport numbers to a user in the same company, the email message will be [**answer choice**].

allowed
blocked without warning
blocked, but the user can override

Section: Design and implement Microsoft 365 services

Explanation/Reference:
Explanation:
The text in the Policy Settings section of the exhibit explains what will happen.
If a user sends between 1 and 10 instances of the sensitive info (passport number), then a notification email and will be sent to the user and a policy tip will be displayed. The email will not be blocked though. Therefore, it will be allowed.
If a user sends more than 10 instances of the sensitive info (passport number), the email will be blocked and a high-severity alert generated. However, the user can override the block.

QUESTION 27
HOTSPOT

You have a Microsoft Azure Active Directory (Azure AD) tenant.
Your company implements Windows Information Protection (WIP).
You need to modify which users and applications are affected by WIP.

What should you do?

To answer, select the appropriate options in the answer area.

NOTE: Each correct selection is worth one point.

Hot Area:

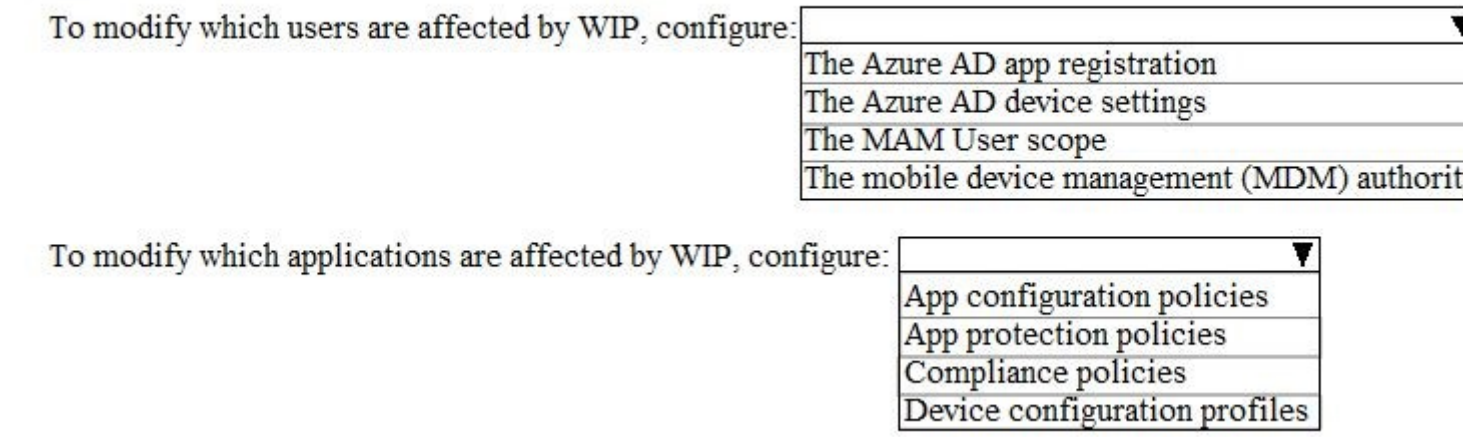

Answer:

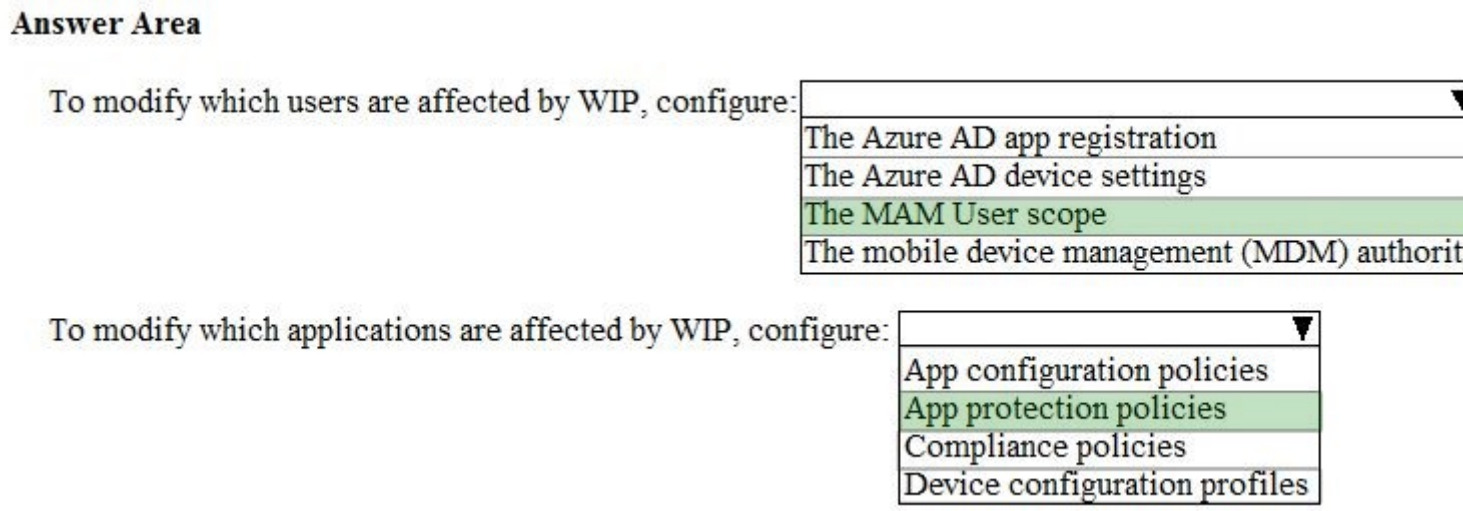

Section: Design and implement Microsoft 365 services

Explanation/Reference:

QUESTION 28
You have a Microsoft 365 subscription.

You configure a data loss prevention (DLP) policy.
You discover that users are incorrectly marking content as false positive and bypassing the DLP policy.
You need to prevent the users from bypassing the DLP policy.

What should you configure?

A. actions

B. exceptions
C. incident reports
D. user overrides

Answer: D
Section: Design and implement Microsoft 365 services

Explanation/Reference:
Explanation:
A DLP policy can be configured to allow users to override a policy tip and report a false positive.
You can educate your users about DLP policies and help them remain compliant without blocking their work. For example, if a user tries to share a document containing sensitive information, a DLP policy can both send them an email notification and show them a policy tip in the context of the document library that allows them to override the policy if they have a business justification. The same policy tips also appear in Outlook on the web, Outlook, Excel, PowerPoint, and Word.
If you find that users are incorrectly marking content as false positive and bypassing the DLP policy, you can configure the policy to not allow user overrides.

QUESTION 29
In Microsoft 365, you configure a data loss prevention (DLP) policy named Policy1. Policy1 detects the sharing of United States (US) bank account numbers in email messages and attachments.

Policy1 is configured as shown in the exhibit:

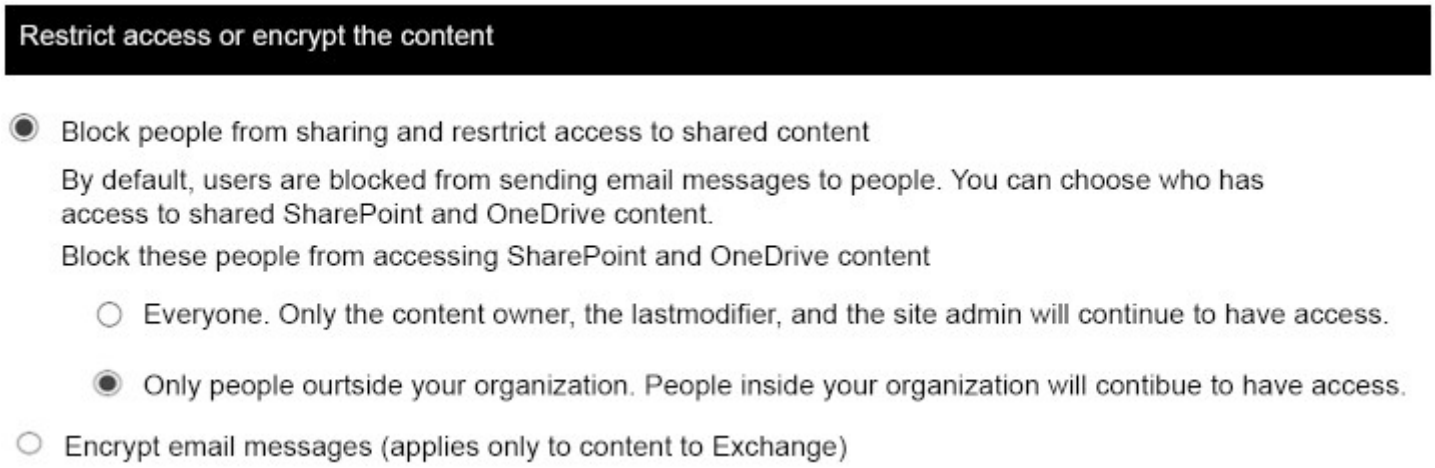

You need to ensure that internal users can email documents that contain US bank account numbers to external users who have an email suffix of contoso.com.

What should you configure?

A. an action
B. a group
C. a condition
D. an exception

Answer: D
Section: Design and implement Microsoft 365 services

Explanation/Reference:

QUESTION 30
Your company uses on-premises Windows Server File Classification Infrastructure 9FCI). Some documents on the on-premises file servers are classifies as Confidential.

You migrate the files from the on-premises file servers to Microsoft SharePoint Online.
You need to ensure that you can implement data loss prevention (DLP) policies for the uploaded files based on the Confidential classification.

What should you do first?

A. From the SharePoint admin center, create a managed property.
B. From the SharePoint admin center, configure hybrid search.
C. From the Security & Compliance Center PowerShell, run the New-DlpComplianceRule cmdlet.
D. From the Security & Compliance Center PowerShell, run the New-DataClassification cmdlet.

Answer: A
Section: Design and implement Microsoft 365 services

Explanation/Reference:
Explanation:
Your organization might use Windows Server FCI to identify documents with personally identifiable information (PII) such as social security numbers, and then classify the document by setting the Personally Identifiable Information property to High, Moderate, Low, Public, or Not PII based on the type and number of occurrences of PII found in the document. In Office 365, you can create a DLP policy that identifies documents that have that property set to specific values, such as High and Medium, and then takes an action such as blocking access to those files.
Before you can use a Windows Server FCI property or other property in a DLP policy, you need to create a managed property in the SharePoint admin center.

QUESTION 31
HOTSPOT

You have a Microsoft Azure Active Directory (Azure AD) tenant named contoso.com.
You have three applications App1, App2, App3. The Apps use files that have the same file extensions.

Your company uses Windows Information Protection (WIP). WIP has the following configurations:
- Windows Information Protection mode: Silent
- Protected apps: App1
- Exempt apps: App2

From App1, you create a file named File1.

What is the effect of the configurations?

To answer, select the appropriate options in the answer area.

Hot Area:

Answer Area

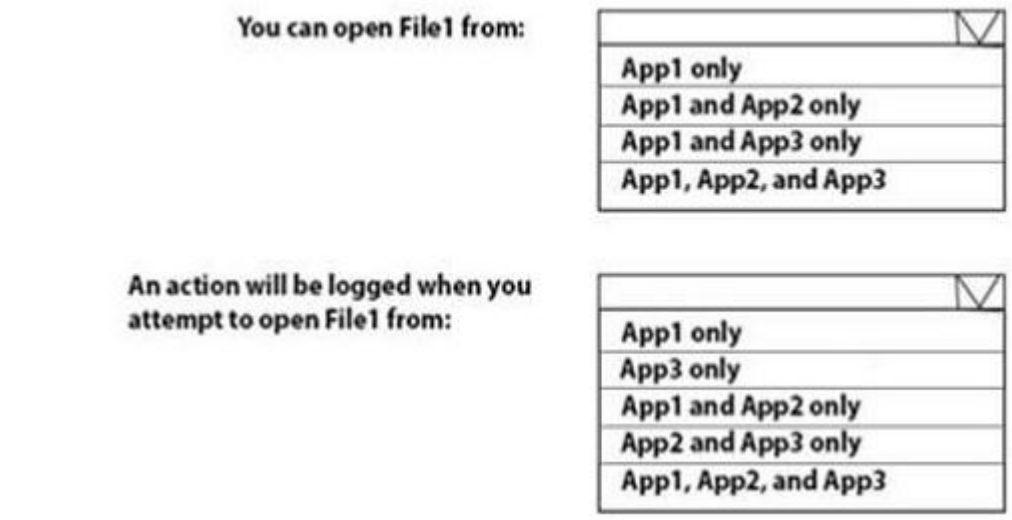

Answer:

Answer Area

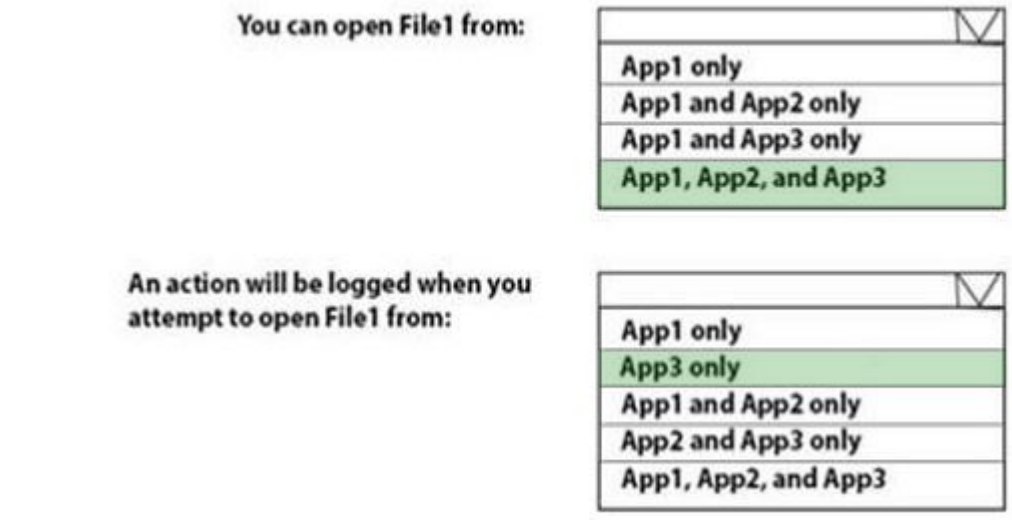

Section: Design and implement Microsoft 365 services

Explanation/Reference:
Explanation:
Exempt apps: These apps are exempt from this policy and can access corporate data without restrictions.
Windows Information Protection mode: Silent: WIP runs silently, logging inappropriate data sharing, without stopping anything that would've been prompted for employee interaction while in Allow overrides mode. Unallowed actions, like apps inappropriately trying to access a network resource or WIP-protected data, are still stopped.

QUESTION 32
Your company has 10 offices.
The network contains an Active Directory domain named contoso.com. The domain contains 500 client

computers. Each office is configured as a separate subnet.

You discover that one of the offices has the following:
- Computers that have several preinstalled applications
- Computers that use nonstandard computer names
- Computers that have Windows 10 preinstalled
- Computers that are in a workgroup

You must configure the computers to meet the following corporate requirements:
- All the computers must be joined to the domain.
- All the computers must have computer names that use a prefix of CONTOSO.
- All the computers must only have approved corporate applications installed.

You need to recommend a solution to redeploy the computers. The solution must minimize the deployment time.

A. a provisioning package
B. wipe and load refresh
C. Windows Autopilot
D. an in-place upgrade

Answer: A
Section: Design and implement Microsoft 365 services

Explanation/Reference:
Explanation:
By using a provisioning package, IT administrators can create a self-contained package that contains all of the configuration, settings, and apps that need to be applied to a device.
Incorrect Answers:
C: With Windows Autopilot the user can set up pre-configured devices without the need consult their IT administrator.
D: Use the In-Place Upgrade option when you want to keep all (or at least most) existing applications.
Reference:

QUESTION 33
You have a Microsoft 365 subscription.
You recently configured a Microsoft SharePoint Online tenant in the subscription.
You plan to create an alert policy.

You need to ensure that an alert is generated only when malware is detected in more than five documents stored in SharePoint Online during a period of 10 minutes.

What should you do first?

A. Enable Microsoft Office 365 Cloud App Security.
B. Deploy Windows Defender Advanced Threat Protection (Windows Defender ATP).
C. Enable Microsoft Office 365 Analytics.

Answer: A
Section: Design and implement Microsoft 365 services

Explanation/Reference:
Explanation:
An alert policy consists of a set of rules and conditions that define the user or admin activity that generates an alert, a list of users who trigger the alert if they perform the activity, and a threshold that defines how many times

the activity has to occur before an alert is triggered.
In this question, we would use the "Malware detected in file" activity in the alert settings then configure the threshold (5 detections) and the time window (10 minutes).
The ability to configure alert policies based on a threshold or based on unusual activity requires Advanced Threat Protection (ATP).

QUESTION 34
From the Microsoft Azure Active Directory (Azure AD) Identity Protection dashboard, you view the risk events shown in the exhibit:

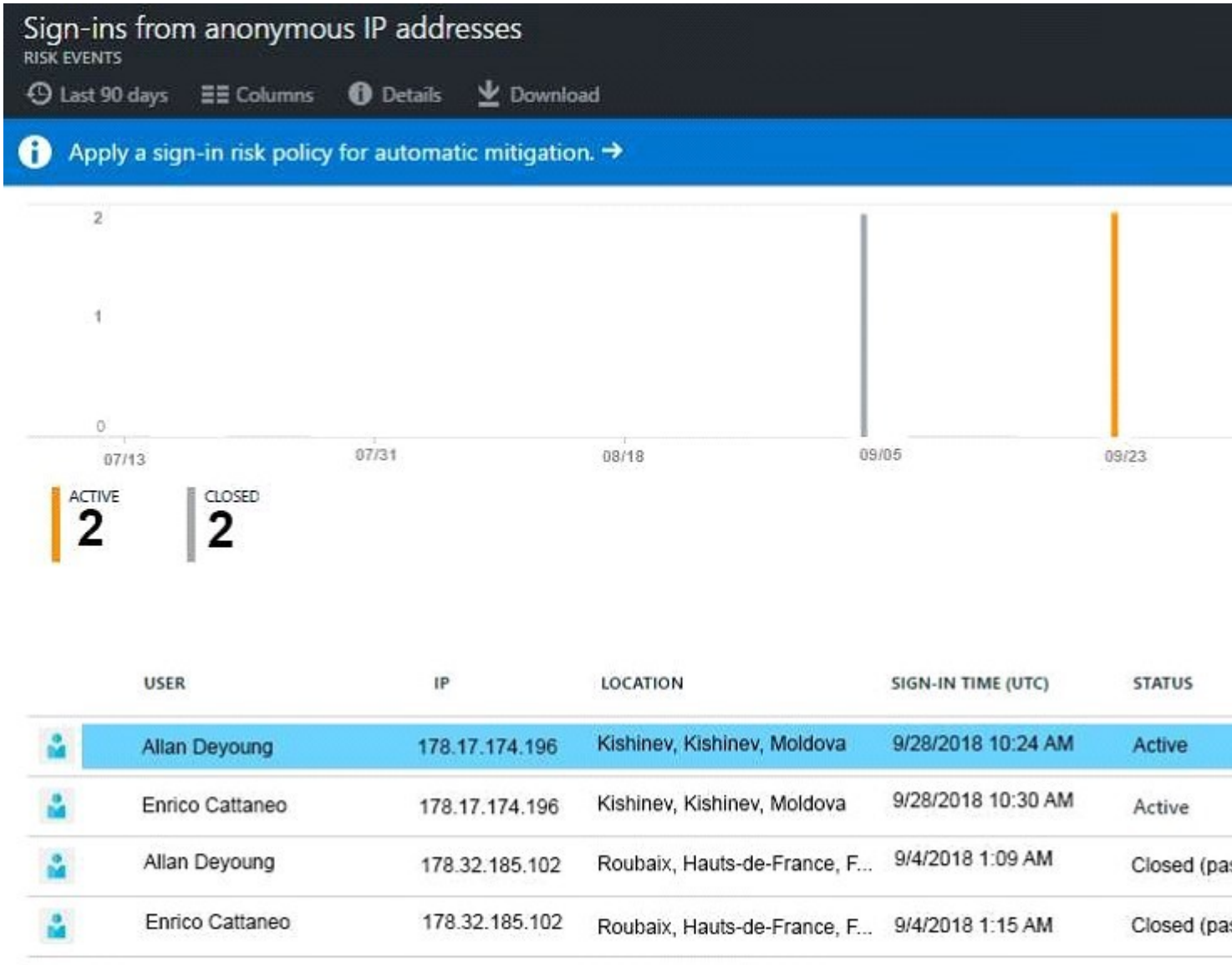

You need to reduce the likelihood that the sign-ins are identified as risky.

What should you do?

A. From the Security & Compliance admin center, add the users to the Security Readers role group.
B. From the Conditional access blade in the Azure Active Directory admin center, create named locations.
C. From the Azure Active Directory admin center, configure the trusted IPs for multi-factor authentication.
D. From the Security & Compliance admin center, create a classification label.

Answer: B
Section: Design and implement Microsoft 365 services

Explanation/Reference:
Explanation:
A named location can be configured as a trusted location. Typically, trusted locations are network areas that are controlled by your IT department. In addition to Conditional Access, trusted named locations are also used by Azure Identity Protection and Azure AD security reports to reduce false positives for risky sign-ins.

QUESTION 35
DRAG DROP

You have a Microsoft 365 subscription.
You have the devices shown in the following table:

Operating system	Quantity
Windows 8.1	5
Windows 10	5
Windows Server 2016	5

You need to onboard the devices to Windows Defender Advanced Threat Protection (ATP). The solution must avoid installing software on the devices whenever possible.

Which onboarding method should you use for each operating system?

To answer, drag the appropriate methods to the correct operating systems. Each method may be used once, more than once, or not at all. You may need to drag the split bar between panes or scroll to view content.

NOTE: Each correct selection is worth one point.

Select and Place:

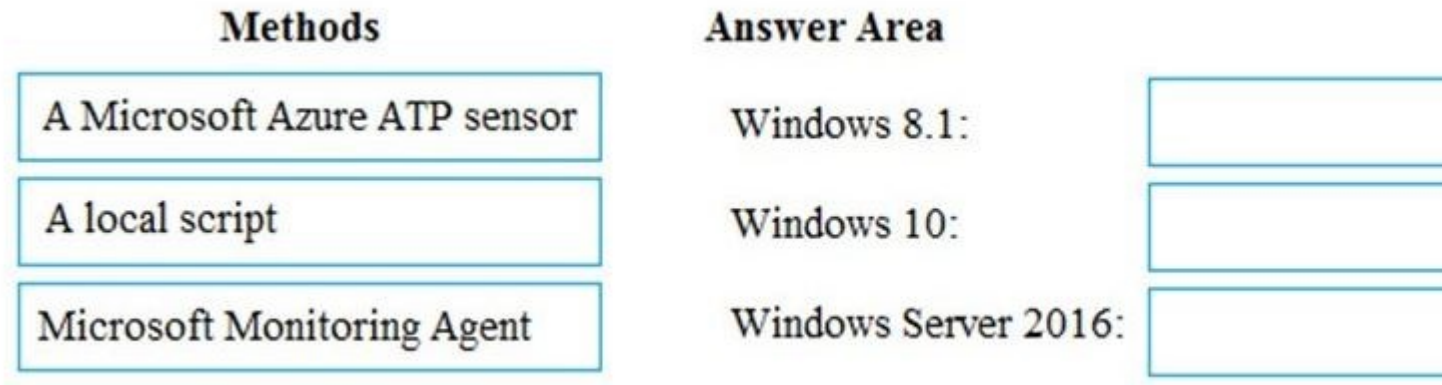

Answer:

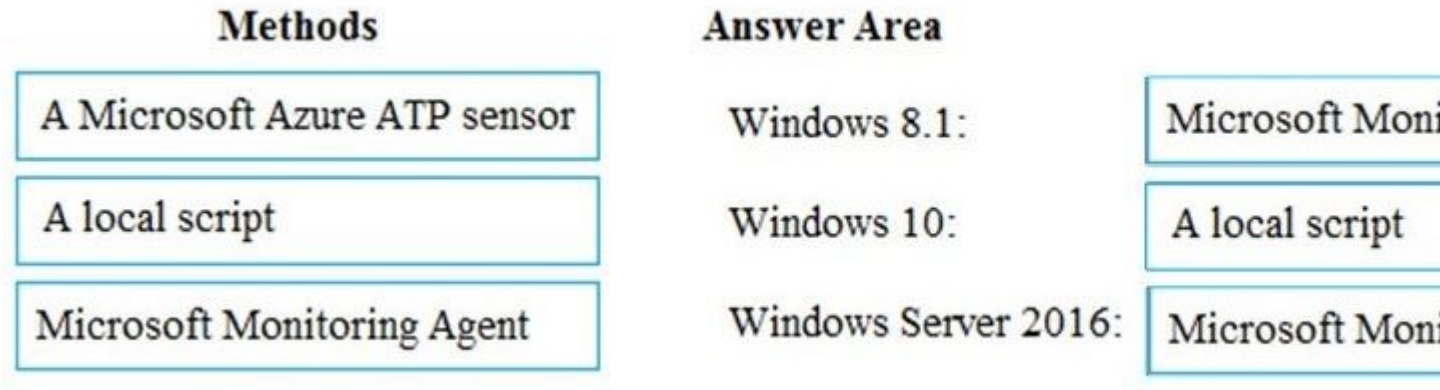

Section: Design and implement Microsoft 365 services

Explanation/Reference:
Explanation:

Box 1:
To onboard down-level Windows client endpoints to Microsoft Defender ATP, you'll need to:
Configure and update System Center Endpoint Protection clients. Install and configure Microsoft Monitoring Agent (MMA) to report sensor data to Microsoft Defender ATP

Box 2:
For Windows 10 clients, the following deployment tools and methods are supported:
Group Policy
System Center Configuration Manager
Mobile Device Management (including Microsoft Intune)
Local script

Box 3:
Windows Server 2016 can be onboarded by using Azure Security Centre. When you add servers in the Security Centre, the Microsoft Monitoring Agent is installed on the servers.

QUESTION 36
HOTSPOT

You have a Microsoft 365 subscription.

You need to implement Windows Defender Advanced Threat Protection (ATP) for all the supported devices enrolled devices enrolled on mobile device management (MDM).

What should you include in the device configuration profile?

To answer, select the appropriate options in the answer area.

NOTE: Each correct selection is worth one point.

Hot Area:

Answer Area

Platform: ▼
- Android
- iOS
- Windows 10 and later
- Windows 8.1 and later

Settings: ▼
- Offboard package
- Onboard package
- Windows Defender Applicaion Guard
- Windows Defender Firewall

Answer:

Answer Area

Platform: ▼
- Android
- iOS
- Windows 10 and later
- Windows 8.1 and later

Settings: ▼
- Offboard package
- Onboard package
- Windows Defender Applicaion Guard
- Windows Defender Firewall

Section: Design and implement Microsoft 365 services

Explanation/Reference:
Explanation:

You can integrate Microsoft Defender Advanced Threat Protection (Microsoft Defender ATP) with Microsoft Intune as a Mobile Threat Defense solution. Integration can help you prevent security breaches and limit the impact of breaches within an organization. Microsoft Defender ATP works with devices that run Windows 10 or later.
When you establish a connection from Intune to Microsoft Defender ATP, Intune receives a Microsoft Defender ATP onboarding configuration package from Microsoft Defender ATP. This package is deployed to devices by using a device configuration profile.

QUESTION 37
You have a Microsoft 365 tenant.
You have a line-of-business application named App1 that users access by using the My Apps portal.

After some recent security breaches, you implement a conditional access policy for App1 that uses Conditional Access App Control.

You need to be alerted by email if impossible travel is detected for a user of App1. The solution must ensure that alerts are generated for App1 only.

What should you do?

A. From Microsoft Cloud App Security, modify the impossible travel alert policy.
B. From Microsoft Cloud App Security, create a Cloud Discovery anomaly detection policy.
C. From the Azure Active Directory admin center, modify the conditional access policy.
D. From Microsoft Cloud App Security, create an app discovery policy.

Answer: A
Section: Design and implement Microsoft 365 services

Explanation/Reference:
Explanation:
Impossible travel detection identifies two user activities (is a single or multiple sessions) originating from geographically distant locations within a time period shorter than the time it would have taken the user to travel from the first location to the second.
We need to modify the policy so that it applies to App1 only.

QUESTION 38
Your network contains an on-premises Active Directory domain.
Your company has a security policy that prevents additional software from being installed on domain controllers.

You need to monitor a domain controller by using Microsoft Azure Advanced Threat Protection (ATP).

What should you do? More than once choice may achieve the goal. Select the BEST answer.

A. Deploy an Azure ATP standalone sensor, and then configure port mirroring.
B. Deploy an Azure ATP standalone sensor, and then configure detections.
C. Deploy an Azure ATP sensor, and then configure detections.
D. Deploy an Azure ATP sensor, and then configure port mirroring.

Answer: C
Section: Design and implement Microsoft 365 services

Explanation/Reference:
Explanation:
If you're installing on a domain controller, you don't need a standalone ATP sensor. You need to configure the

detections to detect application installations. With an ATP sensor (non-standalone), you don't need to configure port mirroring.

QUESTION 39
Your network contains an on-premises Active Directory domain named contoso.com. The domain contains 1,000 Windows 10 devices.
You perform a proof of concept (PoC) deployment of Windows Defender Advanced Threat Protection (ATP) for 10 test devices. During the onboarding process, you configure Windows Defender ATP-related data to be stored in the United States.

You plan to onboard all the devices to Windows Defender ATP data in Europe.

What should you do first?

A. Create a workspace
B. Offboard the test devices
C. Delete the workspace
D. Onboard a new device

Answer: B
Section: Design and implement Microsoft 365 services

Explanation/Reference:
Explanation:
When onboarding Windows Defender ATP for the first time, you can choose to store your data in Microsoft Azure datacenters in the European Union, the United Kingdom, or the United States. Once configured, you cannot change the location where your data is stored.
The only way to change the location is to offboard the test devices then onboard them again with the new location.

QUESTION 40
You implement Microsoft Azure Advanced Threat Protection (Azure ATP).

You have an Azure ATP sensor configured as shown in the following exhibit:

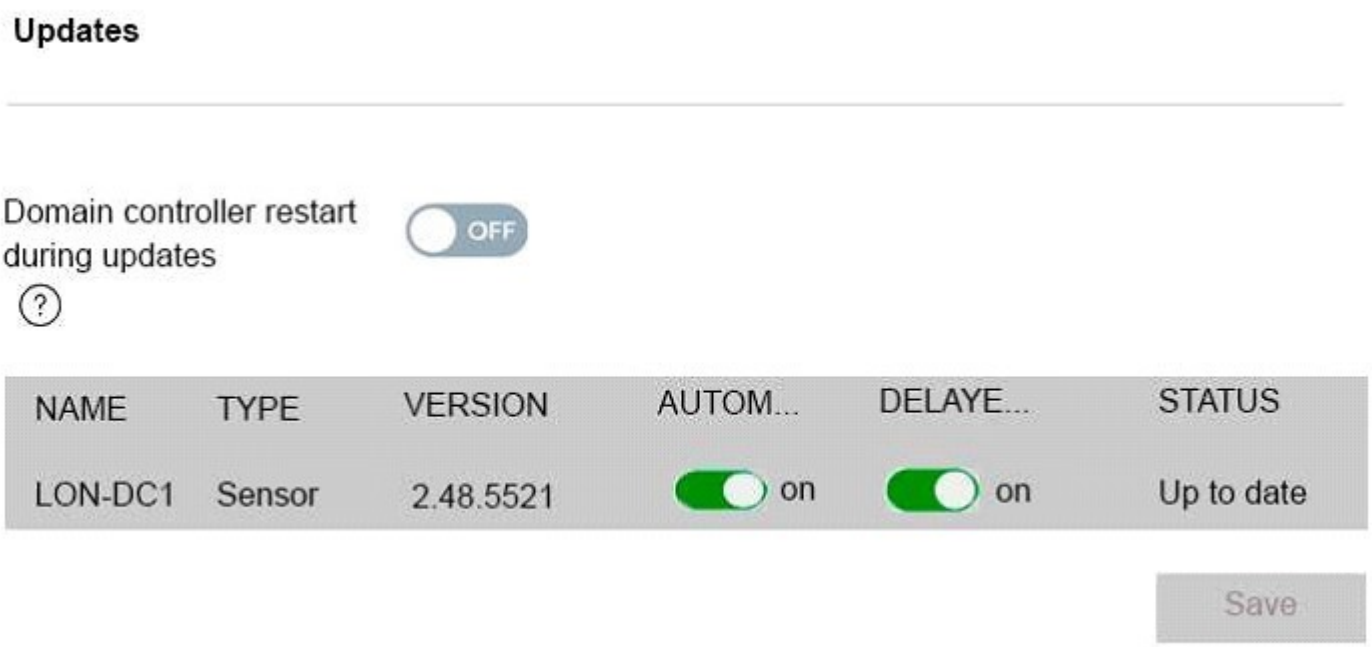

How long after the Azure ATP cloud service is updated will the sensor update?

A. 1 hour
B. 7 days
C. 48 hours
D. 12 hours
E. 72 hours

Answer: E
Section: Design and implement Microsoft 365 services

Explanation/Reference:
Explanation:
The exhibit shows that the sensor is configure for Delayed update.
Given the rapid speed of ongoing Azure ATP development and release updates, you may decide to define a subset group of your sensors as a delayed update ring, allowing for a gradual sensor update process. Azure ATP enables you to choose how your sensors are updated and set each sensor as a Delayed update candidate. Sensors not selected for delayed update are updated automatically, each time the Azure ATP service is updated. Sensors set to Delayed update are updated on a delay of 72 hours, following the official release of each service update.

QUESTION 41
Your company has a Microsoft 365 E3 subscription.

All devices run Windows 10 Pro and are joined to Microsoft Azure Active Directory (Azure AD).

You need to change the edition of Windows 10 to Enterprise the next time users sign in to their computer. The solution must minimize downtime for the users.

What should you use?

A. Subscription Activation
B. Windows Update
C. Windows Autopilot
D. An in-place upgrade

Answer: A
Section: Design and implement Microsoft 365 services

Explanation/Reference:

QUESTION 42
HOTSPOT

You have three devices enrolled in Microsoft Intune as shown in the following table:

Name	Platform	BitLocker Drive Encryption (BitLocker)	Member of
Device1	Windows 10	Disabled	Group3
Device2	Windows 10	Disabled	Group2, Group3
Device3	Windows 10	Disabled	Group2

The device compliance policies in Intune are configured as shown in the following table:

Name	Platform	Require BitLocker	Assigned
Policy1	Windows 10 and later	Require	Yes
Policy2	Windows 10 and later	Not configured	Yes
Policy3	Windows 10 and later	Require	No

The device compliance policies have the assignment shown in the following table:

Name	Assigned to
Policy1	Group3
Policy2	Group2

For each of the following statements, select Yes if the statement is true. Otherwise, select No.

NOTE: Each correct selection is worth one point.

Hot Area:

Answer Area

Statements	Yes	No
Device1 is compliant.	○	○
Device2 is compliant.	○	○
Device3 is compliant.	○	○

Answer:

Answer Area

Statements	Yes	No
Device1 is compliant.	○	○
Device2 is compliant.	○	○
Device3 is compliant.	○	○

Section: Design and implement Microsoft 365 services

Explanation/Reference:
Explanation:
Device 1:
No because Device1 is in group3 which has Policy1 assigned which requires BitLocker.
Device 2:
No because Device2 is in group3 which has Policy1 assigned which requires BitLocker. Device2 is also in Group2 which has Policy2 assigned but the BitLocker requirement is not configured in Policy2.
Device3:
Yes because Device3 is in Group2 which has Policy2 assigned but the BitLocker requirement is not configured in Policy2.

QUESTION 43
HOTSPOT

Your company has a Microsoft 365 tenant.

You plan to allow users from the engineering department to enroll their mobile device in mobile device management (MDM).

The device type restrictions are configured as shown in the following table:

Priority	Name	Allowed platform	Assigned to
1	iOS	iOS	Marketing
2	Android	Android	Engineering
Default	All users	All platforms	All users

The device limit restrictions are configured as shown in the following table:

Priority	Name	Device limit	Assigned to
1	Engineering	15	Engineering
2	West Region	5	Engineering
Default	All users	10	All users

What is the effective configuration for the members of the Engineering group? To answer, select the appropriate options in the answer area.

NOTE: Each correct selection is worth one point.

Hot Area:

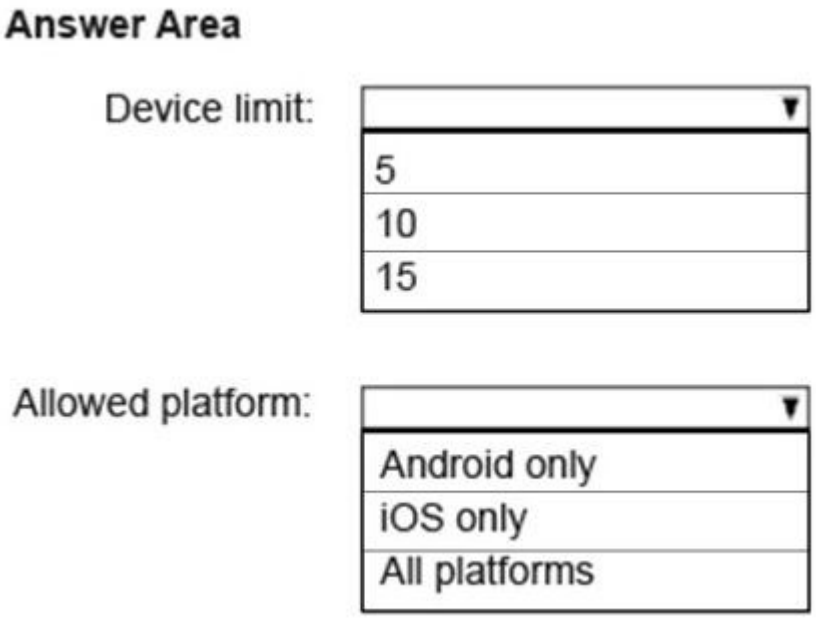

Answer:

Answer Area

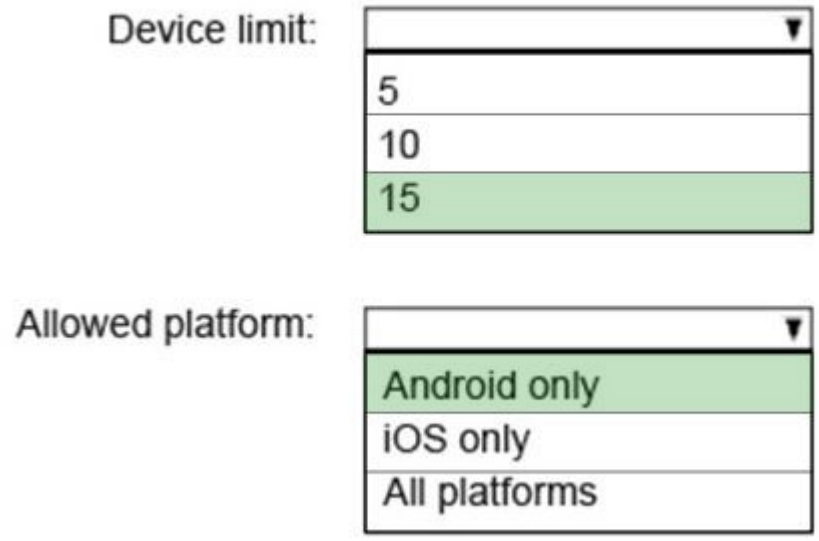

Section: Design and implement Microsoft 365 services

Explanation/Reference:
Explanation:
When multiple policies are applied to groups that users are a member of, only the highest priority (lowest number) policy applies.
In this case, the Engineering users are assigned two device type policies (the default policy and the priority 2 policy). The priority 2 policy has a higher priority than the default policy so the Engineers' allowed platform is Android only.
The engineers have two device limit restrictions policies applied them. The priority1 policy is a higher priority than the priority2 policy so the priority1 policy device limit (15) applies.

QUESTION 44
Your network contains an Active Directory domain named contoso.com. The domain contains 1000 Windows 8.1 devices.

You plan to deploy a custom Windows 10 Enterprise image to the Windows 8.1 devices.

You need to recommend a Windows 10 deployment method.

What should you recommend?

A. Wipe and load refresh
B. Windows Autopilot
C. A provisioning package
D. An in-place upgrade

Answer: A
Section: Design and implement Microsoft 365 services

Explanation/Reference:
Explanation:
To deploy a custom image, you must use the wipe and load refresh method. You cannot deploy a custom image

by using an in-place upgrade, Windows Autopilot or a provisioning package.

QUESTION 45
You use Microsoft System Center Configuration manager (Current Branch) to manage devices.
Your company uses the following types of devices:
- Windows 10
- Windows 8.1
- Android
- iOS

Which devices can be managed by using co-management?

A. Windows 10 and Windows 8.1 only
B. Windows 10, Android, and iOS only
C. Windows 10 only
D. Windows 10, Windows 8.1, Android, and iOS

Answer: C
Section: Design and implement Microsoft 365 services

Explanation/Reference:
Explanation:
You can manage only Windows 10 devices by using co-management.
When you concurrently manage Windows 10 devices with both Configuration Manager and Microsoft Intune, this configuration is called co-management. When you manage devices with Configuration Manager and enroll to a third-party MDM service, this configuration is called coexistence.

QUESTION 46
HOTSPOT

Your company has a Microsoft 365 subscription that contains the domains shown in the following exhibit:

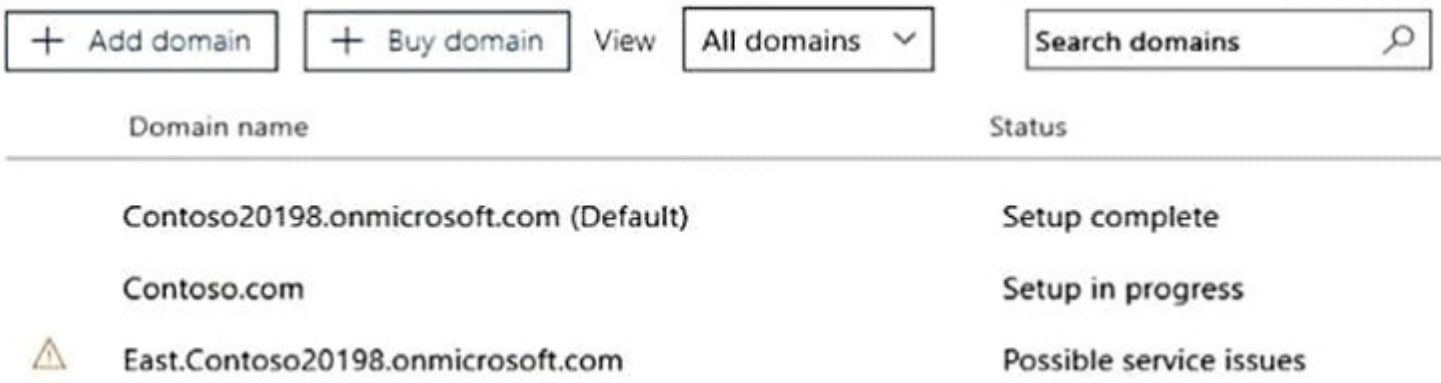

Use the drop-down menus to select the answer choice that completes each statement based on the information presented in the graphic.

NOTE: Each correct selection is worth one point.

Hot Area:

Answer Area

An administrator can create usernames that contain the **[answer choice]**.

- Contoso20198.onmicrosoft.com domain only
- Contoso20198.onmicrosoft.com domain and all its subdomains
- Contoso20198.onmicrosoft.com and East.Contoso20198.onmic
- Contoso20198.onmicrosoft.com, East.Contoso20198.onmicros

Exchange Online can receive inbound email messages sent to the **[answer choice]**.

- Contoso20198.onmicrosoft.com domain only
- Contoso20198.onmicrosoft.com domain and all its subdomains
- Contoso20198.onmicrosoft.com and East.Contoso20198.onmic
- Contoso20198.onmicrosoft.com, East.Contoso20198.onmicros

Answer:

Answer Area

An administrator can create usernames that contain the **[answer choice]**.

- **Contoso20198.onmicrosoft.com domain only**
- Contoso20198.onmicrosoft.com domain and all its subdomains
- Contoso20198.onmicrosoft.com and East.Contoso20198.onmic
- Contoso20198.onmicrosoft.com, East.Contoso20198.onmicros

Exchange Online can receive inbound email messages sent to the **[answer choice]**.

- **Contoso20198.onmicrosoft.com domain only**
- Contoso20198.onmicrosoft.com domain and all its subdomains
- Contoso20198.onmicrosoft.com and East.Contoso20198.onmic
- Contoso20198.onmicrosoft.com, East.Contoso20198.onmicros

Section: Design and implement Microsoft 365 services

Explanation/Reference:

QUESTION 47

Your company has 20 employees. Each employee has a mailbox hosted in Outlook.com.
The company purchases a Microsoft 365 subscription.
You plan to migrate all the mailboxes to Microsoft 365.

You need to recommend which type of migration to use for the mailboxes.

What should you recommend?

A. Staged migration
B. Cutover migration
C. Minimal hybrid migration
D. IMAP migration

Answer: D
Section: Design and implement Microsoft 365 services

Explanation/Reference:
Explanation:
To migrate mailboxes from Outlook.com to Office 365, you need to use the IMAP migration method.
After you've added your users to Office 365, you can use Internet Message Access Protocol (IMAP) to migrate email for those users from their IMAP-enabled email servers.
In the Microsoft 365 admin center, go to Setup > Data migration to start migrating IMAP enabled emails. The email migrations page is pre-configured for migrations from Gmail, Outlook, Hotmail and Yahoo. You can also enter your own IMAP server name and connection parameters to migrate from an email service that is not listed.

QUESTION 48
Your network contains an on-premises Active Directory domain named contoso.com that is synced to a Microsoft Azure Active Directory (Azure AD) tenant.
The on-premises network contains a file server named Server1. Server1 has a share named Share1 that contains company documents.
Your company purchases a Microsoft 365 subscription.

You plan to migrate data from Share1 to Microsoft 365. Only data that was created or modified during the last three months will be migrated.

You need to identify all the files in Share1 that were modified or created during the last 90 days.

What should you use?

A. Server Manager
B. Microsoft SharePoint Migration Tool
C. Resource Monitor
D. Usage reports from the Microsoft 365 admin center

Answer: B
Section: Design and implement Microsoft 365 services

Explanation/Reference:
Explanation:
You can use the Microsoft SharePoint Migration Tool to migrate files from a file server to SharePoint Online.
The Microsoft SharePoint Migration Tool has a number of filters you can use to define which files will be migrated. One filter setting is "Migrate files modified after". This setting will only migrate files modified after the selected date.
The first phase of a migration is to perform a scan of the source files to create a manifest of the files that will be

migrated. You can use this manifest to identify all the files in Share1 that were modified or created during the last 90 days.

QUESTION 49
Your company has two offices. The offices are located in Seattle and New York.
The company uses a third-party email system.

You implement Microsoft 365.
You move all the users in the Seattle office to Exchange Online. You configure Microsoft 365 to successfully receive all the email messages sent to the Seattle office users.

All the users in the New York office continue to use the third-party email system.
The users use the email domains shown in the following table:

Users in	Email domain
Seattle	Contoso.com
New York	Adatum.com

You need to ensure that all the email messages sent to the New York office users are delivered successfully. The solution must ensure that all the email messages for the users in both offices are routed through Microsoft 365.

You create the required DNS records and Send connectors.

What should you do next from Microsoft 365?

A. From Microsoft 365 admin center, set the default domain. From the Exchange admin center, create a transport rule for all the email messages sent to adatum.com.
B. From Microsoft 365 admin center, add the adatum.com domain. From the Exchange admin center, configure adatum.com as an internal relay domain.
C. From Microsoft 365 admin center, add the adatum.com domain. From the Exchange admin center, configure adatum.com as an authoritative domain.
D. From Microsoft 365 admin center, set the default domain. From the Exchange admin center, configure adatum.com as a remote domain.

Answer: B
Section: Design and implement Microsoft 365 services

Explanation/Reference:
Explanation:
The first step is to configure Exchange Online to accept emails for the adatum.com domain. To do this, we add the domain in Microsoft 365. When you add your domain to Microsoft 365, it's called an accepted domain.
The next step is to tell Exchange Online what to do with those emails. You need to configure the adatum.com domain as either an authoritative domain or an internal relay domain.
Authoritative domain means that the mailboxes for that domain are hosted in Office 365. In this question, the mailboxes for the adatum.com domain are hosted on the third-party email system. Therefore, we need to configure the adatum.com domain as an internal relay domain. For an internal relay domain, Exchange Online will receive the email for the adatum.com domain and then `relay' (forward) the email on to the third-party email server.

QUESTION 50
HOTSPOT

Your company has a Microsoft 365 subscription that contains the following domains:
- Contoso.onmicrosoft.com
- Contoso.com

You plan to add the following domains to Microsoft 365 and to use them with Exchange Online:
- Sub1.contoso.onmicrosoft.com
- Sub2.contoso.com
- Fabrikam.com

You need to identify the minimum number of DNS records that must be added for Exchange Online to receive inbound email messages for the three domains.

How many DNS records should you add?

To answer, select the appropriate options in the answer area.

NOTE: Each correct selection is worth one point.

Hot Area:

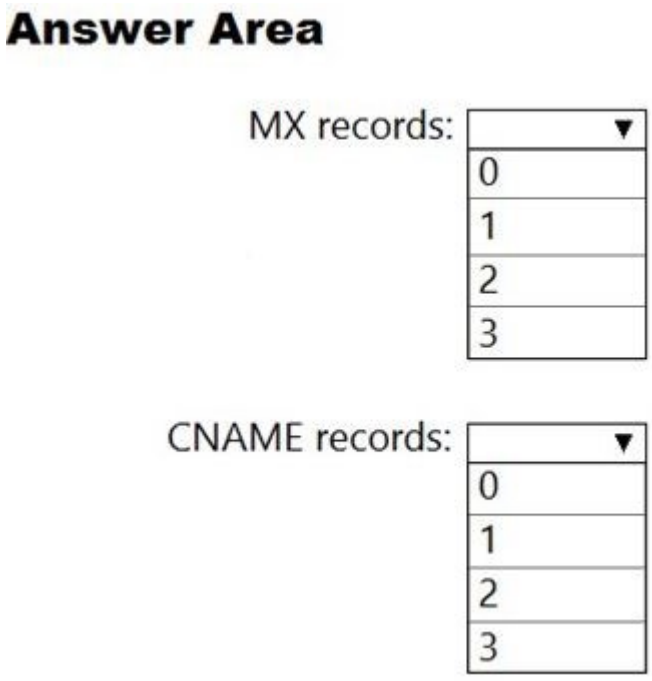

Answer:

Answer Area



Section: Design and implement Microsoft 365 services

Explanation/Reference:

Exam B

QUESTION 1
SIMULATION

Please wait while the virtual machine loads. Once loaded, you may proceed to the lab section. This may take a few minutes, and the wait time will not be deducted from your overall test time.
When the Next button is available, click it to access the lab section. In this section, you will perform a set of tasks in a live environment. While most functionality will be available to you as it would be in a live environment, some functionality (e.g., copy and paste, ability to navigate to external websites) will not be possible by design.

Scoring is based on the outcome of performing the tasks stated in the lab. In other words, it doesn't matter how you accomplish the task, if you successfully perform it, you will earn credit for that task.

Labs are not timed separately, and this exam may have more than one lab that you must complete. You can use as much time as you would like to complete each lab. But, you should manage your time appropriately to ensure that you are able to complete the lab(s) and all other sections of the exam in the time provided.

Please note that once you submit your work by clicking the Next button within a lab, you will NOT be able to return to the lab.

You may now click next to proceed to the lab.

Lab information

Use the following login credentials as needed:

To enter your username, place your cursor in the Sign in box and click on the username below.

To enter your password, place your cursor in the Enter password box and click on the password below.

Microsoft 365 Username:
admin@LODSe426243.onmicrosoft.com

Microsoft 365 Password: 3&YWyjse-6-d

If the Microsoft 365 portal does not load successfully in the browser, press CTRL-K to reload the portal in a new browser tab.

You plan to create 1,000 users in your Microsoft 365 subscription.

You need to ensure that all the users can use the @contoso.com suffix in their username.

Another administrator will perform the required information to your DNS zone to complete the operation.

A. You need to add the contoso.com domain to Microsoft 365 then set the domain as the default.

1. In the Admin Center, click Settings then click Domains.
2. Click the `Add Domain' button.
3. Type in the domain name (contoso.com) and click the `Use this domain' button.
4. The question states that another administrator will perform the required information to your DNS zone. Therefore, you just need to click the `Verify' button to verify domain ownership.
5. Click Finish.
6. In the domains list, select the contoso.com domain.
7. Select `Set as default'.

Answer:

Section: Design and implement Microsoft 365 services

Explanation/Reference:

QUESTION 2
SIMULATION

Please wait while the virtual machine loads. Once loaded, you may proceed to the lab section. This may take a few minutes, and the wait time will not be deducted from your overall test time.
When the Next button is available, click it to access the lab section. In this section, you will perform a set of tasks in a live environment. While most functionality will be available to you as it would be in a live environment, some functionality (e.g., copy and paste, ability to navigate to external websites) will not be possible by design.

Scoring is based on the outcome of performing the tasks stated in the lab. In other words, it doesn't matter how you accomplish the task, if you successfully perform it, you will earn credit for that task.

Labs are not timed separately, and this exam may have more than one lab that you must complete. You can use as much time as you would like to complete each lab. But, you should manage your time appropriately to ensure that you are able to complete the lab(s) and all other sections of the exam in the time provided.

Please note that once you submit your work by clicking the Next button within a lab, you will NOT be able to return to the lab.

You may now click next to proceed to the lab.

Lab information

Use the following login credentials as needed:

To enter your username, place your cursor in the Sign in box and click on the username below.

To enter your password, place your cursor in the Enter password box and click on the password below.

Microsoft 365 Username:
admin@LODSe1211885.onmicrosoft.com

Microsoft 365 Password: oL9z0=?Nq@ox

If the Microsoft 365 portal does not load successfully in the browser, press CTRL-K to reload the portal in a new browser tab.

You need to prevent users in your organization from receiving an email notification when they save a document that contains credit card numbers.

To answer the question, sign in to the Microsoft 365 portal.

A. You need to edit the Data Loss Prevention Policy to disable the email notifications.

1. Go to https://protection.office.com or navigate to the Security & Compliance admin center.
2. In the left navigation pane, expand Data Loss Protection and select Policy.
3. Select the Data Loss Prevention policy and click the Edit Policy button.
4. Click Policy Settings in the left navigation pane of the policy.
5. Select the policy rule and click the Edit Rule button.
6. Scroll down to the `User notifications' section.
7. Toggle the slider labelled "Use Notifications to inform users...." to Off.
8. Click Save to save the changes to the policy rule.
9. Click Save to save the changes to the policy.

Answer:
Section: Design and implement Microsoft 365 services

Explanation/Reference:

QUESTION 3
You have a Microsoft 365 subscription.
You add a domain named contoso.com.

When you attempt to verify the domain, you are prompted to send a verification email to admin@contoso.com.

You need to change the email address used to verify the domain.

What should you do?

A. From the domain registrar, modify the contact information of the domain
B. Add a TXT record to the DNS zone of the domain
C. Modify the NS records for the domain
D. From the Microsoft 365 admin center, change the global administrator of the Microsoft 365 subscription
Correct Answer: A

Answer: A
Section: Design and implement Microsoft 365 services

Explanation/Reference:
Explanation:
The email address that is used to verify that you own the domain is the email address listed with the domain registrar for the registered contact for the domain.

QUESTION 4
Your company uses email, calendar, contact, and task services in Microsoft Outlook.com.

You purchase a Microsoft 365 subscription and plan to migrate all users from Outlook.com to Microsoft 365.

You need to identify which user data can be migrated to Microsoft 365.

Which type of data should you identify?

A. Task
B. Email
C. Calendar

D. Contacts

Answer: B
Section: Design and implement Microsoft 365 services

Explanation/Reference:
Explanation:
You can use the Internet Message Access Protocol (IMAP) to migrate user email from Gmail, Exchange, Outlook.com, and other email systems that support IMAP migration. When you migrate the user's email by using IMAP migration, only the items in the users' inbox or other mail folders are migrated. Contacts, calendar items, and tasks can't be migrated with IMAP, but they can be by a user.

QUESTION 5
SIMULATION

Please wait while the virtual machine loads. Once loaded, you may proceed to the lab section. This may take a few minutes, and the wait time will not be deducted from your overall test time.
When the Next button is available, click it to access the lab section. In this section, you will perform a set of tasks in a live environment. While most functionality will be available to you as it would be in a live environment, some functionality (e.g., copy and paste, ability to navigate to external websites) will not be possible by design.

Scoring is based on the outcome of performing the tasks stated in the lab. In other words, it doesn't matter how you accomplish the task, if you successfully perform it, you will earn credit for that task.

Labs are not timed separately, and this exam may have more than one lab that you must complete. You can use as much time as you would like to complete each lab. But, you should manage your time appropriately to ensure that you are able to complete the lab(s) and all other sections of the exam in the time provided.

Please note that once you submit your work by clicking the Next button within a lab, you will NOT be able to return to the lab.

You may now click next to proceed to the lab.

Lab information

Use the following login credentials as needed:

To enter your username, place your cursor in the Sign in box and click on the username below.

To enter your password, place your cursor in the Enter password box and click on the password below.

Microsoft 365 Username: admin@LODSe878763.onmicrosoft.com

Microsoft 365 Password: m3t^We$Z7&xy

If the Microsoft 365 portal does not load successfully in the browser, press CTRL-K to reload the portal in a new browser tab.

The following information is for technical support purposes only:

Lab Instance: 11440873



You need to prevent all the users in your organization from sending an out of office reply to external users.

To answer, sign in to the Microsoft 365 portal.

A. You need to modify the default remote domain. When you add a remote domain, you specify the domain name and the settings apply to that domain. The default remote domain applies to all other domains. Therefore, we need to disable Out of Office replies for external users in the settings of the default remote domain.

   1. Go to the Exchange Admin Center.
   2. Click Mail Flow in the left navigation pane.
   3. Click on Remote Domains.
   4. Select the default remote domain and click the Edit icon (pencil icon).
   5. In the `Out of Office automatic reply types' section, select `None' or "Allow internal out of office replies".
   6. Click Save to save to changes to the default remote domain.

Answer:
Section: Design and implement Microsoft 365 services

Explanation/Reference:

QUESTION 6
Note: This question is part of a series of questions that present the same scenario. Each question in the series contains a unique solution that might meet the stated goals. Some question sets might have more than one correct solution, while others might not have a correct solution.

After you answer a question in this section, you will NOT be able to return to it. As a result, these questions will not appear in the review screen.

Your network contains an on-premises Active Directory domain named contoso.com. The domain contains the users shown in the following table:

Name	UPN suffix
User1	Contoso.com
User2	Fabrikam.com

The domain syncs to an Azure Active Directory (Azure AD) tenant named contoso.com as shown in the exhibit:

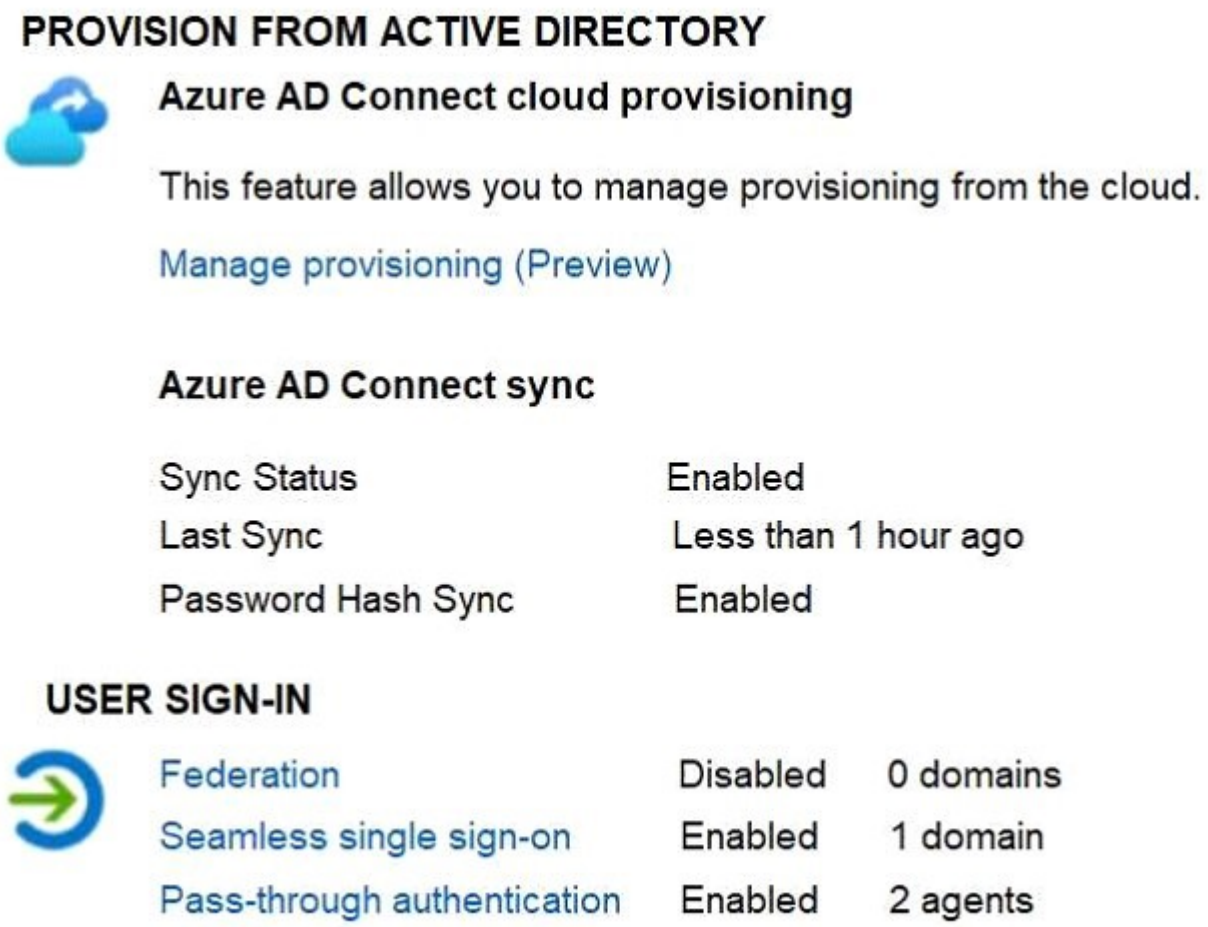

User2 fails to authenticate to Azure AD when signing in as user2@fabrikam.com.

You need to ensure that User2 can access the resources in Azure AD.

Solution: From the Azure Active Directory admin center, you add fabrikam.com as a custom domain. You instruct User2 to sign in as user2@fabrikam.com.

Does this meet the goal?

A. Yes
B. No

Answer: A
Section: Design and implement Microsoft 365 services

Explanation/Reference:
Explanation:
The on-premises Active Directory domain is named contoso.com. To enable users to sign on using a different UPN (different domain), you need to add the domain to Microsoft 365 as a custom domain.

QUESTION 7
Note: This question is part of a series of questions that present the same scenario. Each question in the series contains a unique solution that might meet the stated goals. Some question sets might have more than one correct solution, while others might not have a correct solution.

After you answer a question in this section, you will NOT be able to return to it. As a result, these questions will not appear in the review screen.

Your network contains an on-premises Active Directory domain named contoso.com. The domain contains the users shown in the following table:

Name	UPN suffix
User1	Contoso.com
User2	Fabrikam.com

The domain syncs to an Azure Active Directory (Azure AD) tenant named contoso.com as shown in the exhibit:

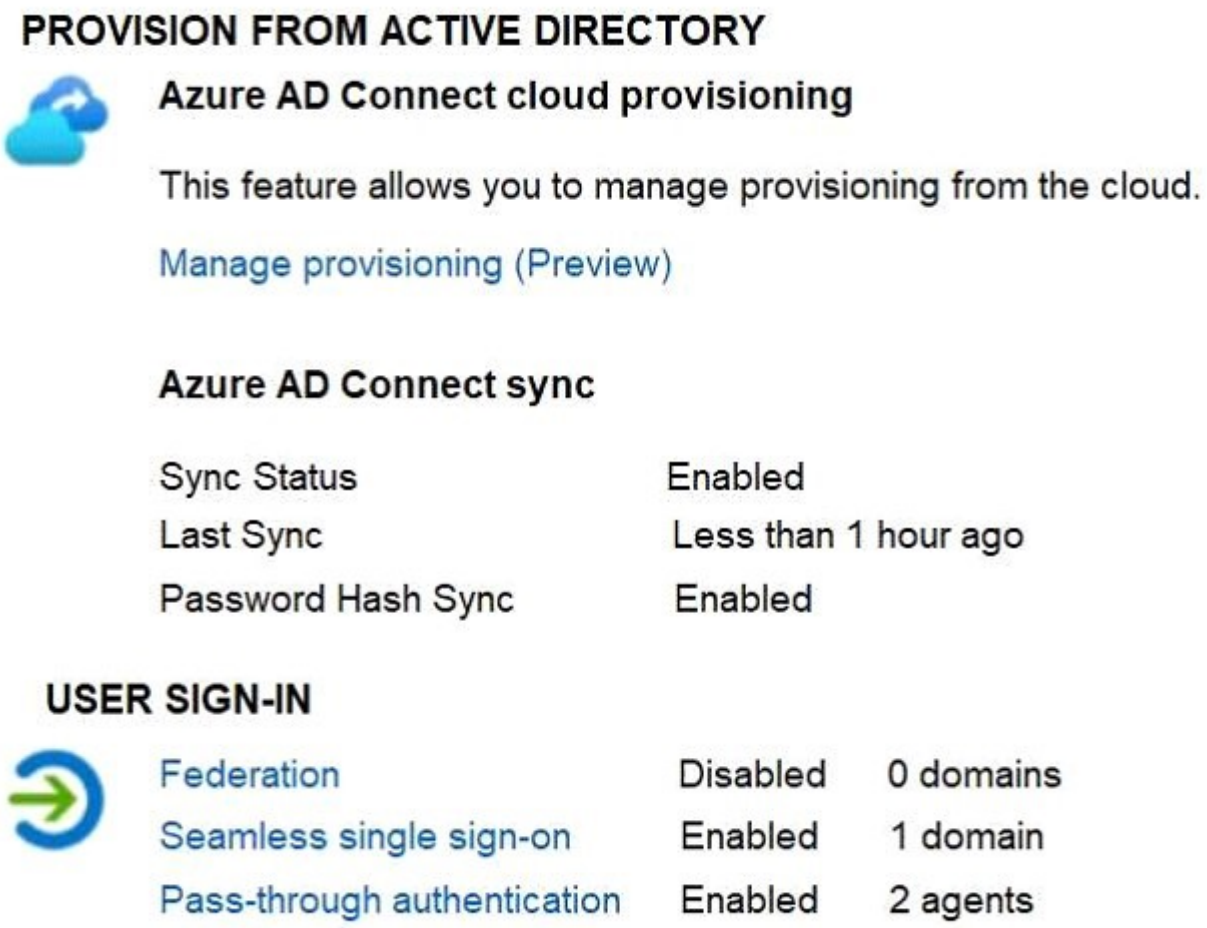

User2 fails to authenticate to Azure AD when signing in as user2@fabrikam.com.

You need to ensure that User2 can access the resources in Azure AD.

Solution: From the on-premises Active Directory domain, you assign User2 the Allow logon locally user right. You instruct User2 to sign in as user2@fabrikam.com.

Does this meet the goal?

A. Yes
B. No

Answer: B
Section: Design and implement Microsoft 365 services

Explanation/Reference:
Explanation:
This is not a permissions issue.
The on-premises Active Directory domain is named contoso.com. To enable users to sign on using a different UPN (different domain), you need to add the domain to Microsoft 365 as a custom domain.

QUESTION 8

Note: This question is part of a series of questions that present the same scenario. Each question in the series contains a unique solution that might meet the stated goals. Some question sets might have more than one correct solution, while others might not have a correct solution.

After you answer a question in this section, you will NOT be able to return to it. As a result, these questions will not appear in the review screen.

Your network contains an on-premises Active Directory domain named contoso.com. The domain contains the users shown in the following table:

Name	UPN suffix
User1	Contoso.com
User2	Fabrikam.com

The domain syncs to an Azure Active Directory (Azure AD) tenant named contoso.com as shown in the exhibit:

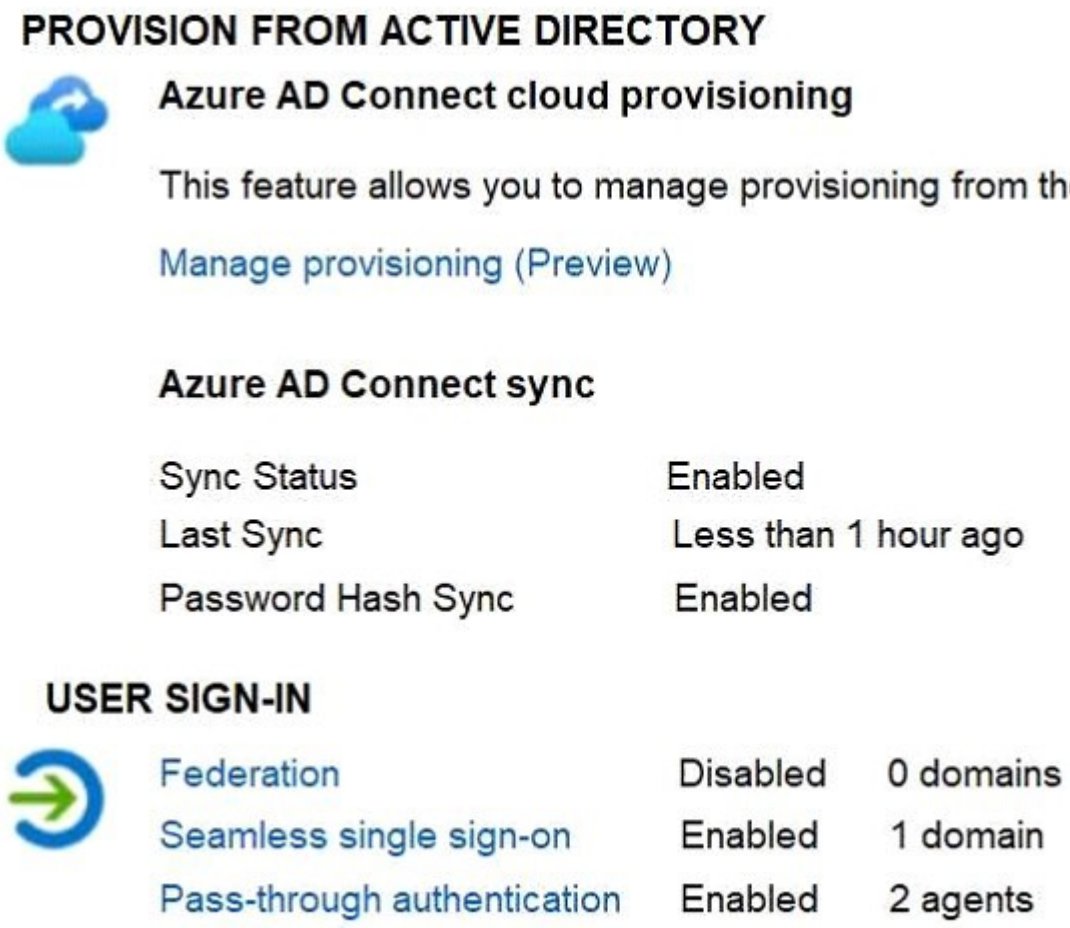

User2 fails to authenticate to Azure AD when signing in as user2@fabrikam.com.

You need to ensure that User2 can access the resources in Azure AD.

Solution: From the on-premises Active Directory domain, you set the UPN suffix for User2 to @contoso.com. You instruct User2 to sign in as user2@contoso.com.

Does this meet the goal?

A. Yes
B. No

Answer: A
Section: Design and implement Microsoft 365 services

Explanation/Reference:
Explanation:
The on-premises Active Directory domain is named contoso.com. You can enable users to sign on using a different UPN (different domain), by adding the domain to Microsoft 365 as a custom domain. Alternatively, you can configure the user account to use the existing domain (contoso.com).

QUESTION 9
HOTSPOT

Your network contains an on-premises Active Directory forest named contoso.com. The forest contains the following domains:
- Contoso.com
- East.contoso.com

The forest contains the users shown in the following table:

Name	UPN suffix
User1	Contoso.com
User2	East.contoso.com
User3	Fabrikam.com

The forest syncs to an Azure Active Directory (Azure AD) tenant named contoso.com as shown in the exhibit:

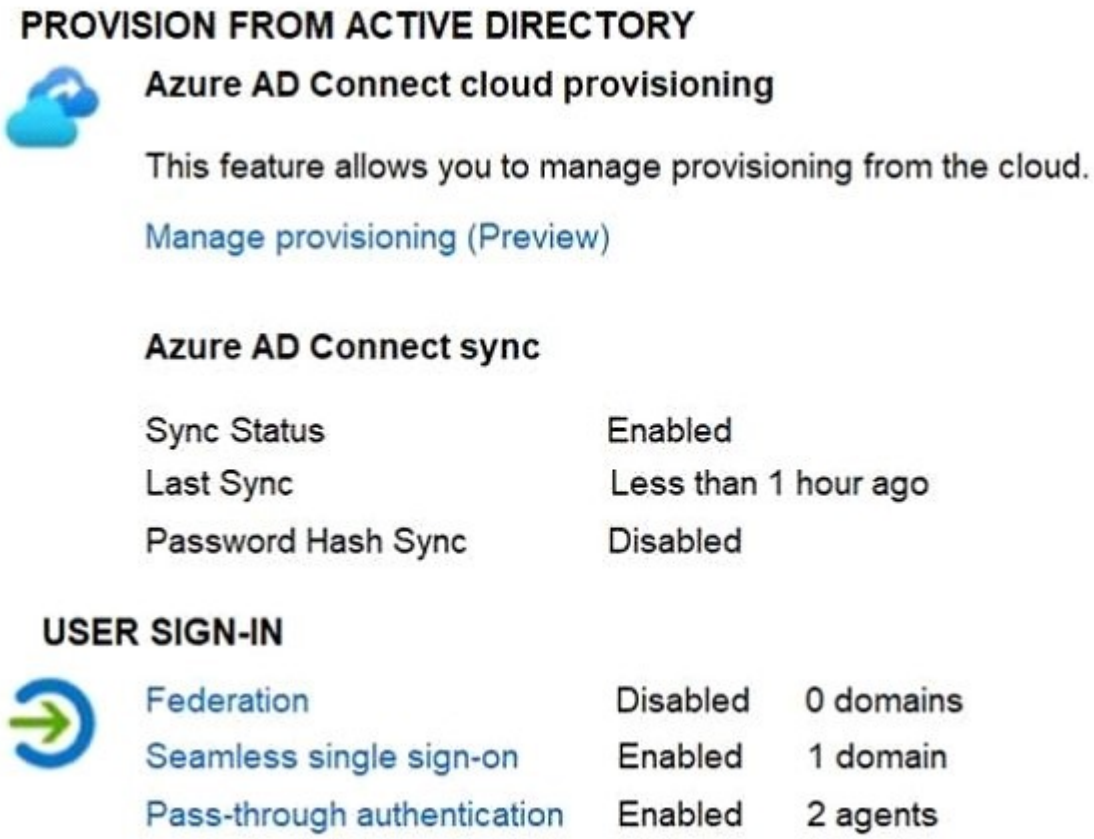

For each of the following statements, select Yes if the statement is true. Otherwise, select No.

NOTE: Each correct selection is worth one point.

Hot Area:

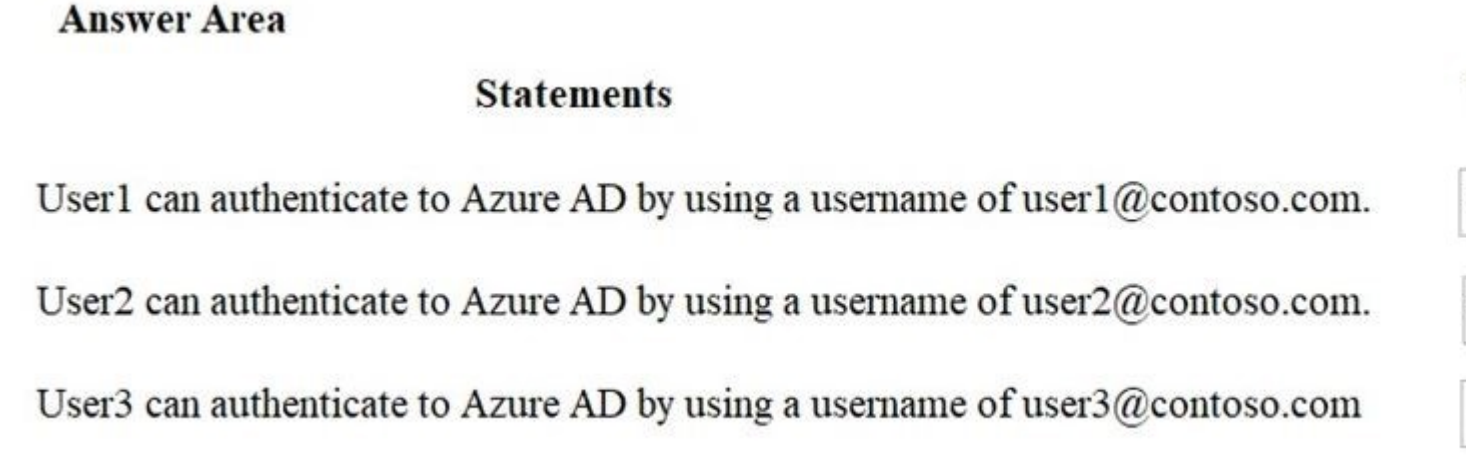

Answer:

Answer Area

Statements	
User1 can authenticate to Azure AD by using a username of user1@contoso.com.	
User2 can authenticate to Azure AD by using a username of user2@contoso.com.	
User3 can authenticate to Azure AD by using a username of user3@contoso.com	

Section: Design and implement Microsoft 365 services

Explanation/Reference:
Explanation:

Box 1: Yes
The UPN of user1 is user1@contoso.com so he can authenticate to Azure AD by using the username user1@contoso.com.

Box 2: No
The UPN of user2 is user2@east.contoso.com so he cannot authenticate to Azure AD by using the username user2@contoso.com.

Box 3: No
The UPN of user3 is user3@fabrikam.com so he cannot authenticate to Azure AD by using the username user3@contoso.com.

QUESTION 10
Note: This question is part of a series of questions that present the same scenario. Each question in the series contains a unique solution that might meet the stated goals. Some question sets might have more than one correct solution, while others might not have a correct solution.

After you answer a question in this section, you will NOT be able to return to it. As a result, these questions will not appear in the review screen.

Your network contains an on-premises Active Directory domain named contoso.com. The domain contains the users shown in the following table:

Name	UPN suffix
User1	Contoso.com
User2	Fabrikam.com

The domain syncs to an Azure Active Directory (Azure AD) tenant named contoso.com as shown in the exhibit:

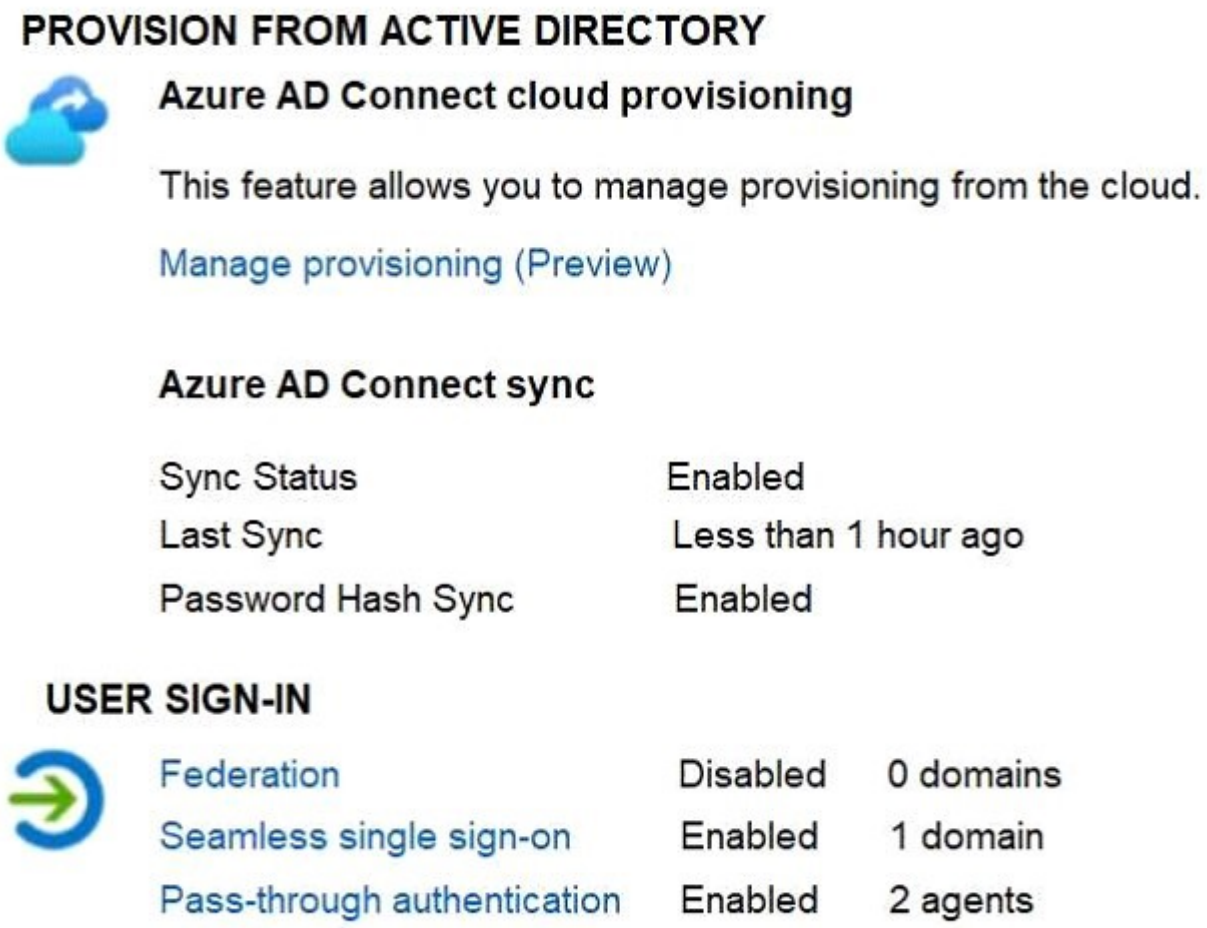

User2 fails to authenticate to Azure AD when signing in as user2@fabrikam.com.

You need to ensure that User2 can access the resources in Azure AD.

Solution: From the Azure Active Directory admin center, you assign User2 the Security reader role. You instruct User2 to sign in as user2@contoso.com.

Does this meet the goal?

A. Yes
B. No

Answer: B
Section: Design and implement Microsoft 365 services

Explanation/Reference:
Explanation:
This is not a permissions issue so you do not need to assign the Security Reader role.
The on-premises Active Directory domain is named contoso.com. User2 could sign on as user2@contoso.com but you would first need to change the UPN of User2 to user2@contoso.com.

QUESTION 11

HOTSPOT

You have a Microsoft 365 E5 subscription that contains an Azure Active Directory (Azure AD) tenant named contoso.com. The tenant contains a Microsoft SharePoint Online site named Site1 and the accounts shown in the following table:

Name	Account type
UserA	User
UserB	User
GroupA	Security group

You have an on-premises server named Server1 that contains a folder named Folder1. Folder1 contains the files shown in the following table:

Name	Permission
File1	User1: Full control
File2	User2: Modify
File3	Group1: Full control

The User1, User2, and Group1 accounts have the security identifiers (SIDs) shown in the following table:

Name	SID
User1	S-1-5-21-4534338-1127018997-2609994386-1304
User2	S-1-5-21-4534338-1127018997-2609994386-1228
Group1	S-1-5-21-4534338-1127018997-2609994386-1106

You use the SharePoint Migration Tool to migrate Folder1 to Site1. You preserve the file share permissions and use the following user mapping file.

S-1-5-21-4534338-1127018997-2609994386-1304, UserA@Contoso.com, FALSE
S-1-5-21-4534338-1127018997-2609994386-1228, UserB@Contoso.com, FALSE
S-1-5-21-4534338-1127018997-2609994386-1106, GroupA, TRUE

For each of the following statements, select Yes if the statement is true. Otherwise, select No.

NOTE: Each correct selection is worth one point

Answer Area

Statements	Yes	N
UserA is the owner of File1 on Site1.	○	○
UserB is the owner of File2 on Site1.	○	○
GroupA is the owner of File3 on Site1.	○	○

Answer:

Answer Area

Statements	Yes	N
UserA is the owner of File1 on Site1.	○	○
UserB is the owner of File2 on Site1.	○	○
GroupA is the owner of File3 on Site1.	○	○

Section: Design and implement Microsoft 365 services

Explanation/Reference:

QUESTION 12
You have a DNS zone named contoso.com that contains the following records:

```
@           IN    SOA  dns1.contoso.com. hostmaster.contoso.com. (
                           539             ; serial number
                           900             ; refresh
                           600             ; retry
                           86400           ; expire
                           3600          ) ; default TTL

@           NS         dns1.contoso.com.

@           MX    10   server1.contoso.com.
@           TXT        ( "v=spf1 a include:server1.contoso.com -all" )
Server1     A          193.77.10.15
```

You purchase a Microsoft 365 subscription.
You plan to migrate mailboxes to Microsoft Exchange Online.
You need to configure Sender Policy Framework (SPF) to support Exchange Online.
What should you do?

A. Add an additional TXT record.
B. Modify the TXT record.
C. Modify the expire interval of the SOA record.
D. Modify the default TTL of the SOA record.

Answer: B
Section: Design and implement Microsoft 365 services

Explanation/Reference:

QUESTION 13
DRAG DROP

You have a Microsoft 365 subscription and a DNS domain. The domain is hosted by a third-party DNS service.
You plan to add the domain to the subscription.
You need to use Microsoft Exchange Online to send and receive emails for the domain.

Which type of DNS record should you add to the DNS zone of the domain for each task?

To answer, drag the appropriate records to the correct tasks. Each record may be used once, more than once, or not at all. You may need to drag the split bar between panes or scroll to view content.

NOTE: Each correct selection is worth one point.

Select and Place:



Answer:



Section: Design and implement Microsoft 365 services

Explanation/Reference:
Explanation:
Box 1: MX -
When you update your domain's MX record, all new email for anyone who uses your domain will now come to Microsoft 365.

Box 2: CNAME -
Add CNAME records to connect other service. You can add CNAME records for each service that you want to connect.

Box 3: TXT -
Add or edit an SPF TXT record to help prevent email **spam**

QUESTION 14
HOTSPOT:

You have a Microsoft 365 subscription linked to an Azure Active Directory (Azure AD) tenant named contoso.onmicrosoft.com.
In the subscription, an administrator adds two custom domains named sub1.contoso.onmicrosoft.com and sub2.contoso.onmicrosoft.com and the objects shown in the following table:

Name	Type	Attribute
Group1	Distribution group	Group email: group1@sub1.contoso.onmicrosoft.com
Group2	Mail-enabled security group	Group email: group2@sub2.contoso.onmicrosoft.com
Group3	Office 365 group	Group email: group3@contoso.onmicrosoft.com
User1	User	Username: user1@sub1.contoso.onmicrosoft.com
Contact2	Contact	Email: contact2@sub2.contoso.onmicrosoft.com

You plan to delete sub1.contoso.onmicrosoft.com and sub2.contoso.onmicrosoft.com.

Which objects must you delete or modify manually before you can delete the domains?

To answer, select the appropriate options in the answer area.

NOTE: Each correct selection is worth one point.

Hot Area:

Answer Area

Sub1.contoso.onmicrosoft.com:

- User1 only
- Group1 only
- User1 and Group1 only
- User1, Group1, and Group3
- No resources must be deleted or modified

Sub2.contoso.onmicrosoft.com:

- Contact2 only
- Group2 only
- Contact2 and Group2 only
- Contact2, Group2, and Group3
- No resources must be deleted or modified

Answer:

Answer Area

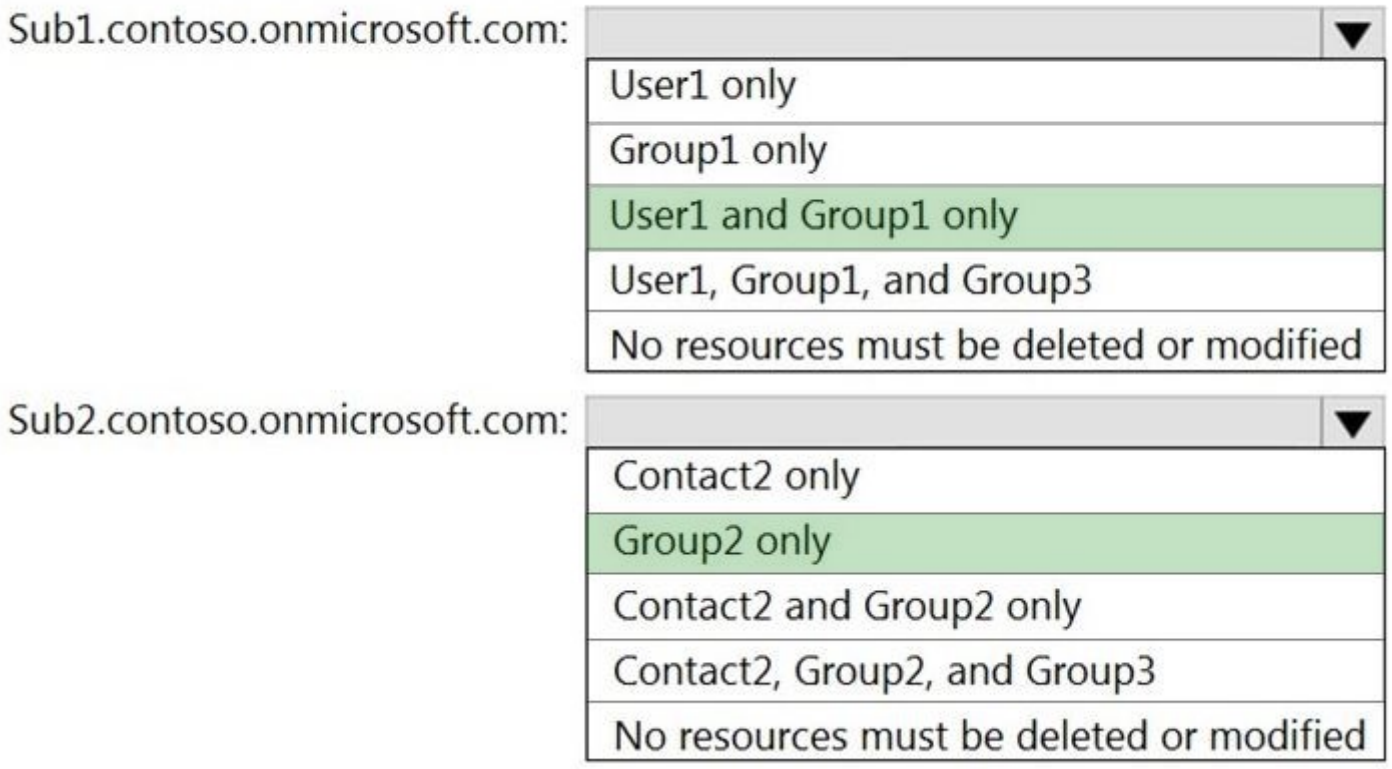

Section: Design and implement Microsoft 365 services

Explanation/Reference:

QUESTION 15
You have an on-premises Microsoft Exchange Server organization that contains 100 mailboxes.
You have a hybrid Microsoft 365 tenant.
You run the Hybrid Configuration wizard and migrate the mailboxes to the tenant.
You need to ensure that Microsoft 365 spam filtering is applied to incoming email.

What should you do?

A. Run the Hybrid Configuration wizard again.
B. Update the Sender Policy Framework (SPF) TXT record to point to the on-premises Exchange IP address.
C. Run the Azure Active Directory Connect wizard again.
D. Update the MX record to point to Exchange Online.

Answer: D
Section: Design and implement Microsoft 365 services

Explanation/Reference:
Explanation:
In order for EOP to be applied, email must be routed through M365 Exchange. Of the available options, only updating the MX record would do this. Even though the question does not allude to the current MX configuration but is assumed due the existing config being Hybrid.

QUESTION 16
HOTSPOT

Your network contains an on-premises Active Directory domain named contoso.com. The domain contains five domain controllers.
Your company purchases Microsoft 365 and creates a Microsoft Azure Directory (Azure AD) tenant named contoso.onmicrosoft,com.
You plan to establish federation authentication between on-premises Active Directory and the Azure AD tenant by using Active Directory Federation Services (AD FS).

You need to establish the federation.

What should you do?

To answer, select the appropriate options in the answer area.

NOTE: Each correct selection is worth one point.

Hot Area:

Answer Area

Action to perform before establishing the federation:

- From the Azure portal, add a custom
- From the Azure portal, configure an
- From a domain controller, install a
- From a domain controller, install W

Tool to use to establish the federation:

- Active Directory Domains and Trust
- Azure AD Connect
- The AD FS console
- The Azure portal

Answer:

Answer Area

Action to perform before establishing the federation:

From the Azure portal, add a custom
From the Azure portal, configure an
From a domain controller, install a
From a domain controller, install W

Tool to use to establish the federation:

Active Directory Domains and Trust
Azure AD Connect
The AD FS console
The Azure portal

Section: (none)

Explanation/Reference:
Explanation:
The on-premises Active Directory domain is named contoso.com. Before you can configure federation authentication between on-premises Active Directory and the Azure AD tenant, you need to add the domain contoso.com to Microsoft 365. You do this by adding a custom domain name.
The next step is to establish the federation. You can configure AD FS by using Azure AD Connect.

QUESTION 17
You have a Microsoft 365 subscription.
You plan to enable Microsoft Azure Information Protection.
You need to ensure that only the members of a group named PilotUsers can protect content.

What should you do?

A. Run the Add-AadrmRoleBaseAdministrator cmdlet.
B. Create an Azure Information Protection policy.
C. Configure the protection activation status for Azure Information Protection.
D. Run the Set-AadrmOnboardingControlPolicy cmdlet.

Answer: D
Section: (none)

Explanation/Reference:
Explanation:
If you don't want all users to be able to protect documents and emails immediately by using Azure Rights Management, you can configure user onboarding controls by using the **Set-AadrmOnboardingControlPolicy**

QUESTION 18
Your company has a Microsoft 365 subscription.

You need to identify which users performed the following privileged administration tasks:
⇨ Deleted a folder from the second-stage Recycle Bin if Microsoft SharePoint

⇨ Opened a mailbox of which the user was not the owner
⇨ Reset a user password

What should you use?

A. Microsoft Azure Active Directory (Azure AD) audit logs
B. Microsoft Azure Active Directory (Azure AD) sign-ins
C. Security & Compliance content search
D. Security & Compliance audit log search

Answer: D
Section: (none)

Explanation/Reference:
Explanation:

QUESTION 19
You have a Microsoft 365 subscription. You have a user named User1.
You need to ensure that User1 can place a hold on all mailbox content.

What permission should you assign to User1?

A. The User management administrator role from the Microsoft 365 admin center
B. The eDiscovery Manager role from the Security & Compliance admin center
C. The Information Protection administrator role from the Azure Active Directory admin center
D. The Compliance Management role from the Exchange admin center

Answer: B
Section: (none)

Explanation/Reference:
Explanation:
To create a query-based In-Place Hold, a user requires both the Mailbox Search and Legal Hold roles to be assigned directly or via membership in a role group that has both roles assigned. To create an In-Place Hold without using a query, which places all mailbox items on hold, you must have the Legal Hold role assigned. The Discovery Management role group is assigned both roles.

QUESTION 20
HOTSPOT
You have a new Microsoft 365 subscription.
A user named User1 has a mailbox in Microsoft Exchange Online.
You need to log any changes to the mailbox folder permissions of User1.

Which command should you run?

To answer, select the appropriate options in the answer area.

NOTE: Each correct selection is worth one point.

Hot Area:

Answer Area

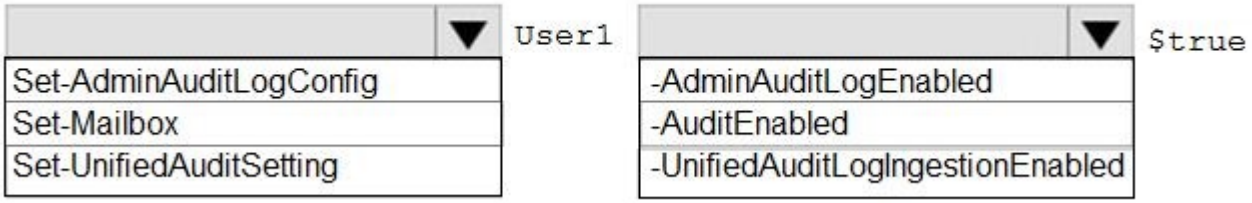

Answer:

Answer Area

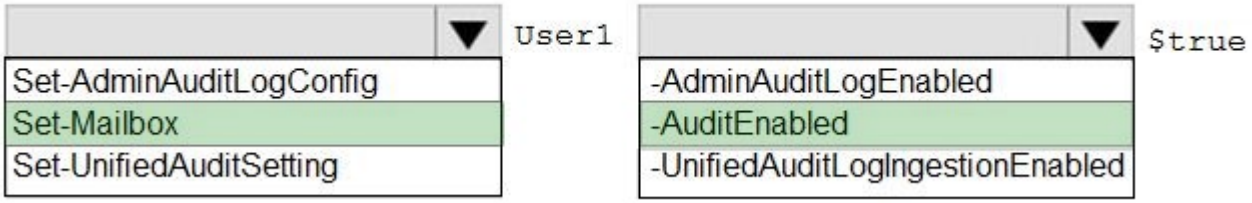

Section: (none)

Explanation/Reference:

QUESTION 21
Your company has a Microsoft Azure Active Directory (Azure AD) tenant named contoso.com.

You sign up for Microsoft Store for Business.

The tenant contains the users shown in the following table:

Name	Microsoft Store for Business role	Azure AD role
User1	Purchaser	*None*
User2	Basic Purchaser	*None*
User3	*None*	Application administrator
User4	*None*	Cloud application administrator
User5	*None*	*None*

Microsoft Store for Business has the following Shopping behavior settings:
- Allow users to shop is set to On.
- Make everyone a Basic Purchaser is set to Off.

You need to identify which users can install apps from the Microsoft for Business private store.

Which users should you identify?

A. user1, User2, User3, User4, and User5
B. User1 only
C. User1 and User2 only
D. User3 and User4 only

E. User1, User2, User3, and User4 only

Answer: C
Section: (none)

Explanation/Reference:

QUESTION 22
You have a Microsoft 365 subscription that contains a Microsoft Azure Active Directory (Azure AD) tenant named contoso.com.

In the tenant, you create a user named User1.

You need to ensure that User1 can publish retention labels from the Security & Compliance admin center. The solution must use the principle of least privilege.

To which role group should you add User1?

A. Security Administrator
B. Records Management
C. Compliance Administrator
D. eDiscovery Manager

Answer: C
Section: (none)

Explanation/Reference:
Explanation:
Members of your compliance team who will create retention labels need permissions to the Security & Compliance Center. By default, your tenant admin has access to this location and can give compliance officers and other people access to the Security & Compliance Center, without giving them all of the permissions of a tenant admin. To do this, we recommend that you go to the Permissions page of the Security & Compliance Center, edit the Compliance Administrator role group, and add members to that role group.

QUESTION 23
HOTSPOT

You have a Microsoft 365 subscription.
You are configuring permissions for Security & Compliance.

You need to ensure that the users can perform the tasks shown in the following table:

Name	Task
User1	Download all Security & Compliance reports.
User2	Create and manage Security & Compliance alerts.

The solution must use the principle of least privilege.

To which role should you assign each user?

To answer, select the appropriate options in the answer area.

NOTE: Each correct selection is worth one point.

Hot Area:

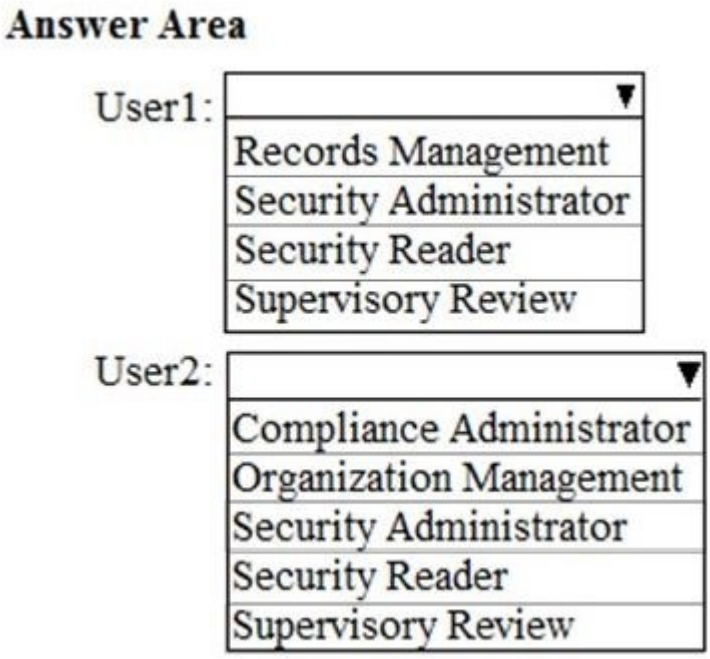

Answer:

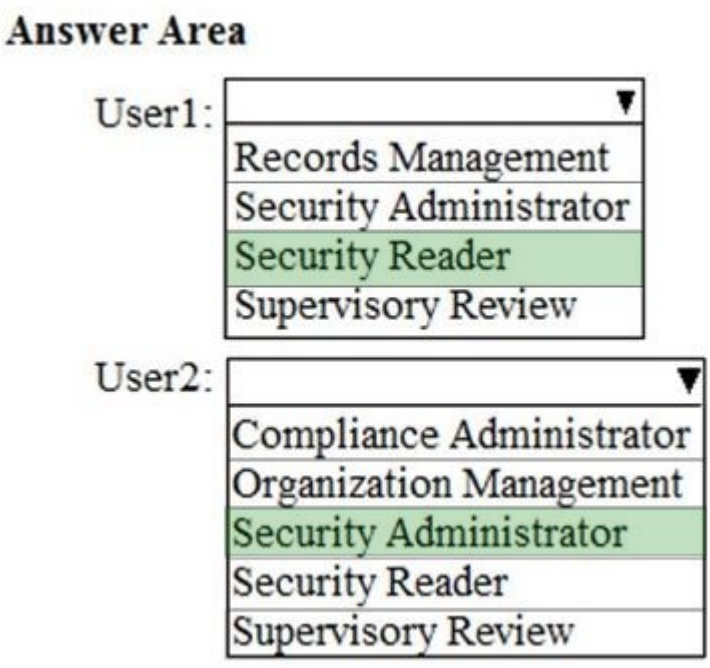

Section: (none)

Explanation/Reference:

QUESTION 24

Your company has a Microsoft 365 E5 subscription.
Users in the research department work with sensitive data.

You need to prevent the research department users from accessing potentially unsafe websites by using hyperlinks embedded in email messages and documents. Users in other departments must not be restricted.

What should you do from the Security & Compliance admin center?

A. Create a data loss prevention (DLP) policy that has a Content contains condition.
B. Create a data loss prevention (DLP) policy that has a Content is shared condition.
C. Modify the default safe links policy.
D. Create a new safe links policy.

Answer: D
Section: (none)

Explanation/Reference:

QUESTION 25
HOTSPOT

You have a Microsoft Azure Active Directory (Azure AD) tenant that contains the users shown in the following table:

Name	Member of
User1	Group1
User2	Group2
User3	Group3

Your company uses Windows Defender Advanced Threat Protection (ATP). Windows Defender ATP contains the roles shown in the following table:

Name	Permission	Assigner user group
Windows Defender ATP administrator (default)	View data, Alerts investigation, Active remediation actions, Manage security settings	Group3
Role1	View data, Alerts investigation	Group1
Role2	View data	Group2

Windows Defender ATP contains the device groups shown in the following table:

Rank	Machine group	Machine	User access
1	ATP1	Device1	Group1
Last	Ungrouped machines (default)	Device2	Group2

For each of the following statements, select Yes if the statement is true. Otherwise, select No.

NOTE: Each correct selection is worth one point.

Hot Area:

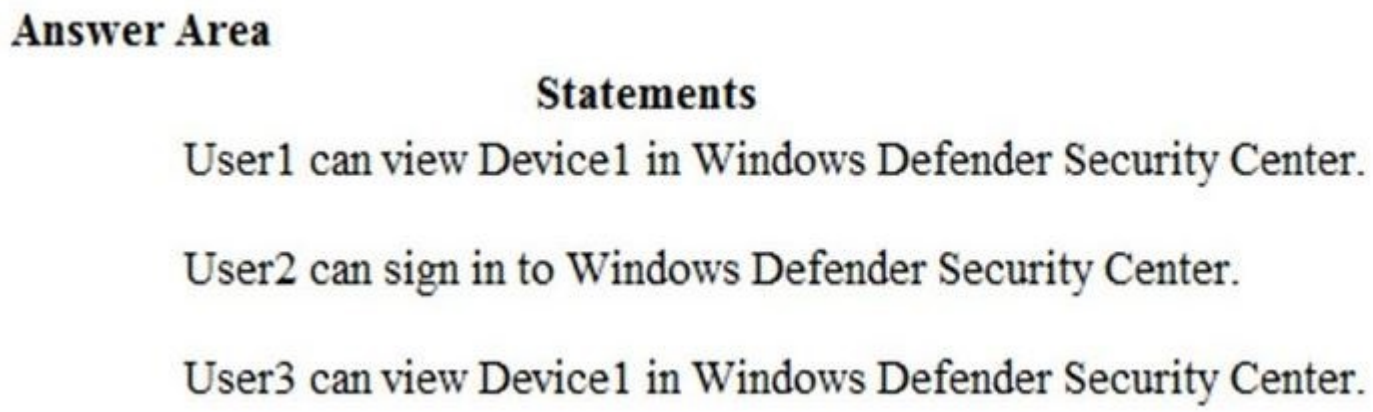

Answer:

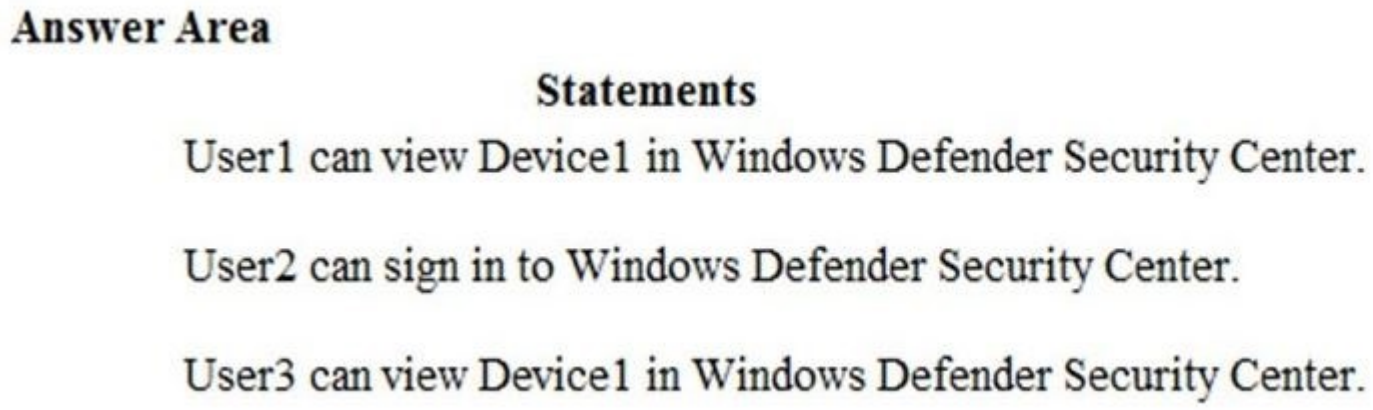

Section: (none)

Explanation/Reference:
Explanation:
Box 1:
Yes. User1 is in Group1 which is assigned to Role1. Device1 is in the device group named ATP1 which Group1 has access to. Role1 gives Group1 (and User1)
View Data Permission. This is enough to view Device1 in Windows Security Center.
Box 2:
Yes. User2 is in Group2 which is assigned to Role2. Role2 gives Group2 (and User2) View Data Permission. This is enough to sign in to Windows Security
Center.
Box 3:
Yes. User3 is in Group3 which is assigned the Windows ATP Administrator role. Someone with a Microsoft Defender ATP Global administrator role has unrestricted access to all machines, regardless of their machine group association and the Azure AD user groups assignments.

QUESTION 26
A user receives the following message when attempting to sign in to https://myapps.microsoft.com:

"Your sign-in was blocked. We've detected something unusual about this sign-in. For example, you might be signing in from a new location, device, or app. Before you can continue, we need to verify your identity. Please contact your admin."

Which configuration prevents the users from signing in?

A. Security & Compliance supervision policies
B. Security & Compliance data loss prevention (DLP) policies
C. Microsoft Azure Active Directory (Azure AD) conditional access policies
D. Microsoft Azure Active Directory (Azure AD) Identity Protection policies

Answer: D
Section: (none)

Explanation/Reference:

QUESTION 27
HOTSPOT

You have several devices enrolled in Microsoft Intune.

You have a Microsoft Azure Active Directory (Azure AD) tenant that includes the users shown in the following table:

Name	Member of
User1	Group1
User2	Group1, Group2
User3	*None*

The device type restrictions in Intune are configured as shown in the following table:

Priority	Name	Allowed platform	Assigned to
1	Policy1	Android, iOS, Windows (MDM)	None
2	Policy2	Windows (MDM)	Group2
3	Policy3	Android, iOS	Group1
Default	All users	Android, Windows (MDM)	All users

You add User3 as a device enrollment manager in Intune.

For each of the following statements, select Yes if the statement is true. Otherwise, select No.

NOTE: Each correct selection is worth one point.

Hot Area:

Answer Area

Statements	
User1 can access Microsoft Exchange Online from Device1.	
User1 can access Microsoft Exchange Online from Device2.	
User2 can access Microsoft Exchange Online from Device2.	

Answer:

Answer Area

Statements	
User1 can access Microsoft Exchange Online from Device1.	
User1 can access Microsoft Exchange Online from Device2.	
User2 can access Microsoft Exchange Online from Device2.	

Section: (none)

Explanation/Reference:

QUESTION 28

Note: This question is part of a series of questions that present the same scenario. Each question in the series contains a unique solution that might meet the stated goals.
Some question sets might have more than one correct solution, while others might not have a correct solution.
After you answer a question in this section, you will **NOT** be able to return to it. As a result, these questions will not appear in the review screen.

Your network contains an Active Directory domain.
You deploy a Microsoft Azure Active Directory (Azure AD) tenant.

Another administrator configures the domain to synchronize to Azure AD.
You discover that 10 user accounts in an organizational unit (OU) are NOT synchronized to Azure AD. All the other user accounts synchronized successfully.

You review Azure AD Connect Health and discover that all the user account synchronizations completed successfully.

You need to ensure that the 10 user accounts are synchronized to Azure AD.

Solution: From the Synchronization Rules Editor, you create a new outbound synchronization rule.

Does this meet the goal?

A. Yes
B. No

Answer: B
Section: (none)

Explanation/Reference:

QUESTION 29
Note: This question is part of a series of questions that present the same scenario. Each question in the series contains a unique solution that might meet the stated goals.
Some question sets might have more than one correct solution, while others might not have a correct solution.
After you answer a question in this section, you will **NOT** be able to return to it. As a result, these questions will not appear in the review screen.

Your network contains an Active Directory domain.
You deploy a Microsoft Azure Active Directory (Azure AD) tenant.

Another administrator configures the domain to synchronize to Azure AD.
You discover that 10 user accounts in an organizational unit (OU) are NOT synchronized to Azure AD. All the other user accounts synchronized successfully.

You review Azure AD Connect Health and discover that all the user account synchronizations completed successfully.

You need to ensure that the 10 user accounts are synchronized to Azure AD.

Solution: You run idfix.exe and export the 10 user accounts.

Does this meet the goal?

A. Yes
B. No

Answer: B
Section: (none)

Explanation/Reference:

QUESTION 30
Note: This question is part of a series of questions that present the same scenario. Each question in the series contains a unique solution that might meet the stated goals.
Some question sets might have more than one correct solution, while others might not have a correct solution.
After you answer a question in this section, you will **NOT** be able to return to it. As a result, these questions will not appear in the review screen.

Your network contains an Active Directory domain.
You deploy a Microsoft Azure Active Directory (Azure AD) tenant.

Another administrator configures the domain to synchronize to Azure AD.
You discover that 10 user accounts in an organizational unit (OU) are NOT synchronized to Azure AD. All the other user accounts synchronized successfully.

You review Azure AD Connect Health and discover that all the user account synchronizations completed successfully.

You need to ensure that the 10 user accounts are synchronized to Azure AD.

Solution: From Azure AD Connect, you modify the Azure AD credentials.

Does this meet the goal?

A. Yes
B. No

Answer: B
Section: (none)

Explanation/Reference:

QUESTION 31
HOTSPOT

You have a Microsoft Azure Active Directory (Azure AD) tenant that contains the users shown in the following table:

Name	Role
User1	Global administrator
User2	Billing administrator
User3	None

You enable self-service password reset for all users. You set Number of methods required to reset to 1, and you set Methods available to users to Security questions only.

What information must be configured for each user before the user can perform a self-service password reset?

To answer, select the appropriate options in the answer area.

NOTE: Each correct selection is worth one point.

Hot Area

Answer Area

User1:
- Email address only
- Phone number only
- Security questions only
- Phone number and email address

User2:
- Email address only
- Phone number only
- Security questions only
- Phone number and email address

User3:
- Email address only
- Phone number only
- Security questions only
- Phone number and email address

Answer:

Answer Area

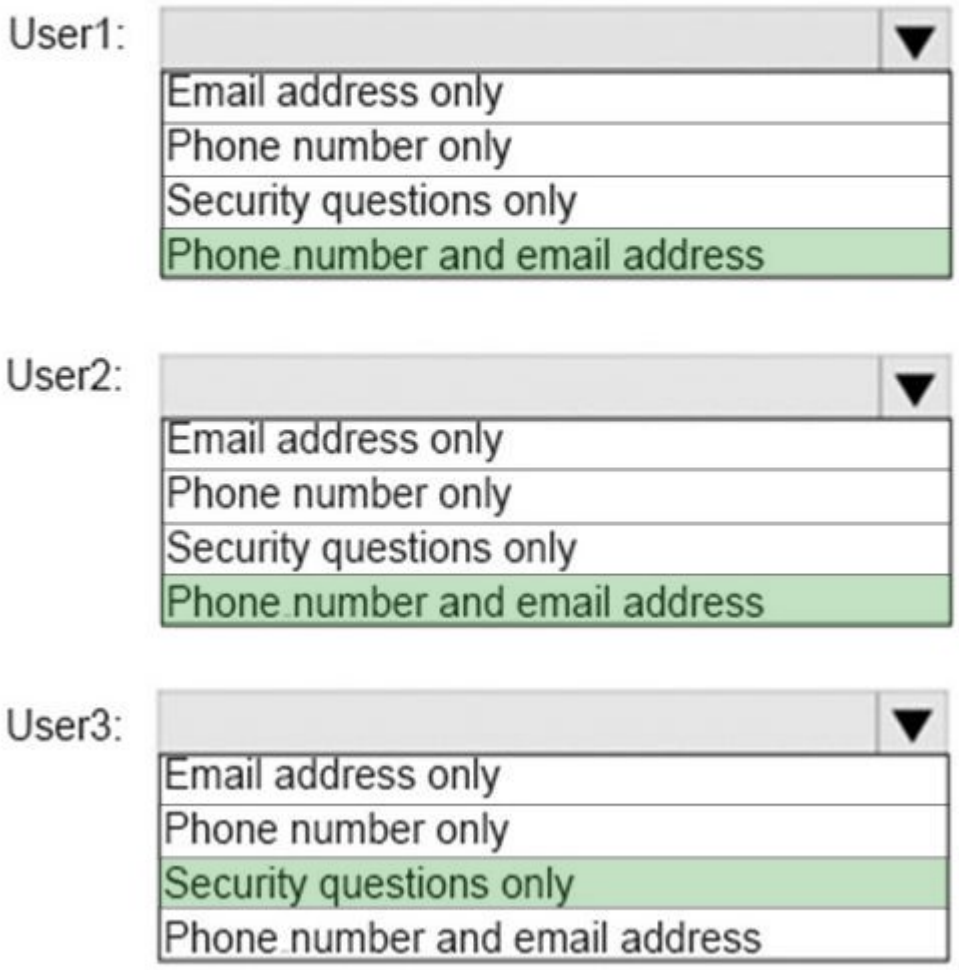

Section: (none)

Explanation/Reference:

QUESTION 32
HOTSPOT

You have a Microsoft 365 subscription.
You need to provide an administrator named Admin1 with the ability to place holds on mailboxes, SharePoint Online sites, and OneDrive for Business locations.
The solution must use the principle of least privilege.

What should you do?

To answer, select the appropriate options in the answer area.

NOTE: Each correct selection is worth one point.

Hot Area:

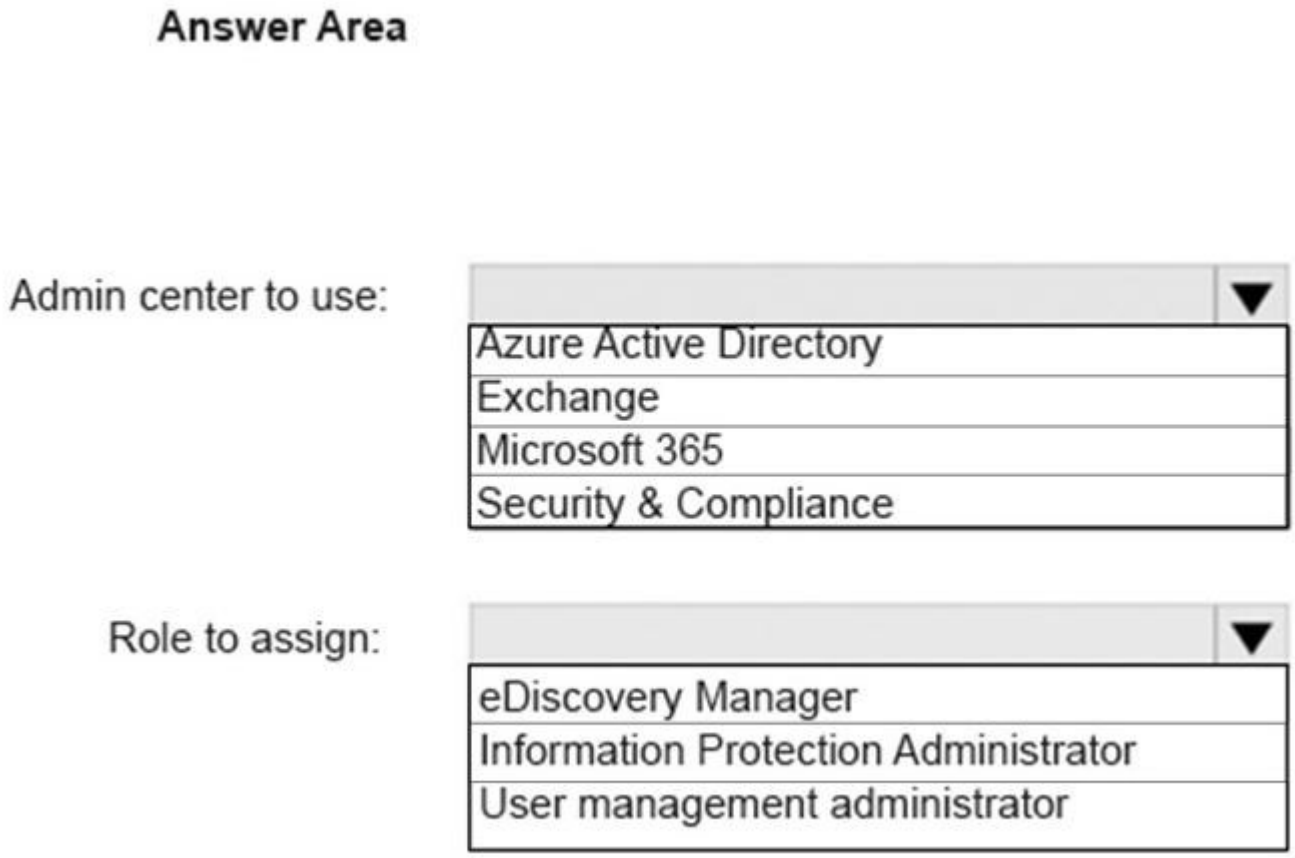

Answer:

Answer Area



Section: (none)

Explanation/Reference:

QUESTION 33
You have a Microsoft 365 subscription that uses an Azure Active Directory (Azure AD) tenant named contoso.com. The tenant contains the users shown in the following table:

Name	Role
User1	Exchange administrator
User2	User administrator
User3	Global administrator
User4	*None*

You add another user named User5 to the User administrator role.
You need to identify which two management tasks User5 can perform.

Which two tasks should you identify? Each correct answer presents a complete solution.

NOTE: Each correct selection is worth one point.

A. Delete User2 and User4 only.

B. Reset the password of User2 and User4 only.
C. Delete User1, User2, and User4 only.
D. Delete any user in Azure AD.
E. Reset the password of any user in Azure AD.
F. Reset the password of User4 only.

Answer: AB
Section: (none)

Explanation/Reference:

QUESTION 34
Note: This question is part of a series of questions that present the same scenario. Each question in the series contains a unique solution that might meet the stated goals.
Some question sets might have more than one correct solution, while others might not have a correct solution.
After you answer a question in this section, you will **NOT** be able to return to it. As a result, these questions will not appear in the review screen.

Your network contains an Active Directory domain.
You deploy a Microsoft Azure Active Directory (Azure AD) tenant.

Another administrator configures the domain to synchronize to Azure AD.
You discover that 10 user accounts in an organizational unit (OU) are NOT synchronized to Azure AD. All the other user accounts synchronized successfully.

You review Azure AD Connect Health and discover that all the user account synchronizations completed successfully.

You need to ensure that the 10 user accounts are synchronized to Azure AD.

Solution: From Azure AD Connect, you modify the filtering settings.

Does this meet the goal?

A. Yes
B. No

Answer: A
Section: (none)

Explanation/Reference:

QUESTION 35
Note: This question is part of a series of questions that present the same scenario. Each question in the series contains a unique solution that might meet the stated goals.
Some question sets might have more than one correct solution, while others might not have a correct solution.
After you answer a question in this section, you will **NOT** be able to return to it. As a result, these questions will not appear in the review screen.

Your company has 3,000 users. All the users are assigned Microsoft 365 E3 licenses.
Some users are assigned licenses for all Microsoft 365 services. Other users are assigned licenses for only certain Microsoft 365 services.

You need to determine whether a user named User1 is licensed for Exchange Online only.

Solution: You run the Get-MsolUser cmdlet.

Does this meet the goal?

A. Yes
B. No

Answer: B
Section: (none)

Explanation/Reference:

QUESTION 36
Note: This question is part of a series of questions that present the same scenario. Each question in the series contains a unique solution that might meet the stated goals.
Some question sets might have more than one correct solution, while others might not have a correct solution.
After you answer a question in this section, you will **NOT** be able to return to it. As a result, these questions will not appear in the review screen.

Your company has 3,000 users. All the users are assigned Microsoft 365 E3 licenses.
Some users are assigned licenses for all Microsoft 365 services. Other users are assigned licenses for only certain Microsoft 365 services.

You need to determine whether a user named User1 is licensed for Exchange Online only.

Solution: You run the Get-MsolAccountSku cmdlet.

Does this meet the goal?

A. Yes
B. No

Answer: B
Section: (none)

Explanation/Reference:

QUESTION 37
Note: This question is part of a series of questions that present the same scenario. Each question in the series contains a unique solution that might meet the stated goals.
Some question sets might have more than one correct solution, while others might not have a correct solution.
After you answer a question in this section, you will **NOT** be able to return to it. As a result, these questions will not appear in the review screen.

Your company has 3,000 users. All the users are assigned Microsoft 365 E3 licenses.
Some users are assigned licenses for all Microsoft 365 services. Other users are assigned licenses for only certain Microsoft 365 services.

You need to determine whether a user named User1 is licensed for Exchange Online only.

Solution: You launch the Azure portal, and then review the Licenses blade.

Does this meet the goal?

A. Yes
B. No

Answer: A
Section: (none)

Explanation/Reference:

QUESTION 38
HOTSPOT

You have an Active Directory domain named Adatum.com that is synchronized to Azure Active Directory as shown in the exhibit:

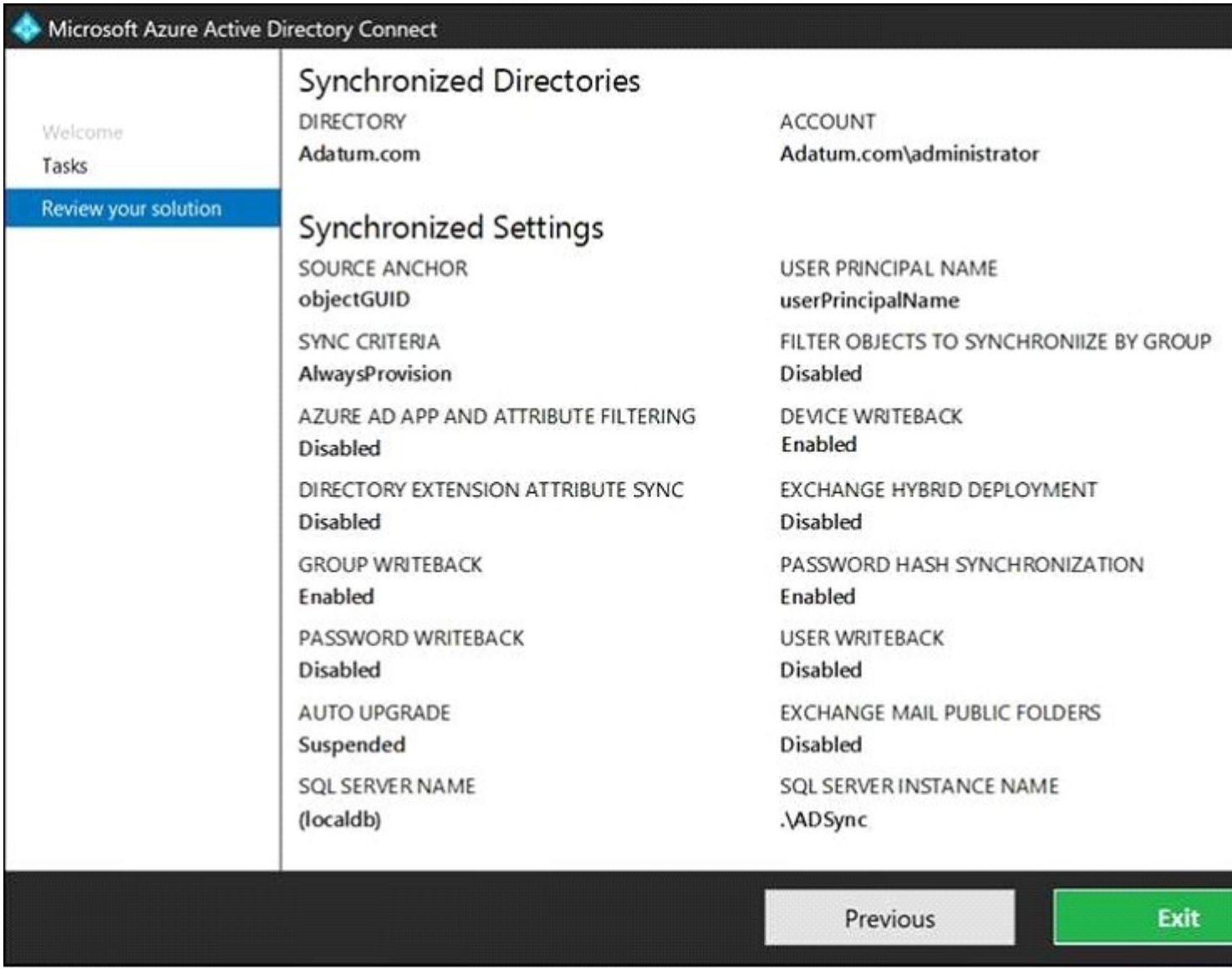

Use the drop-down menus to select the answer choice that completes each statement based on the information presented in the graphic.

NOTE: Each correct selection is worth one point.

Hot Area:

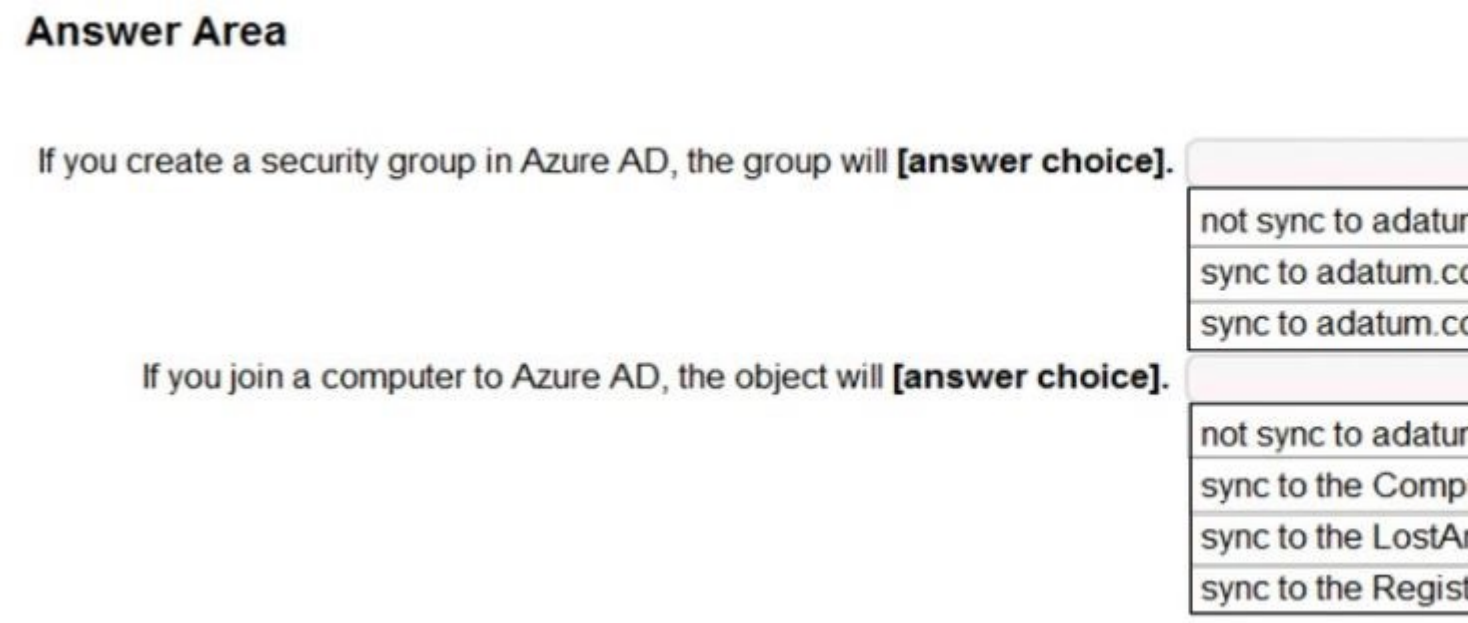

Answer:

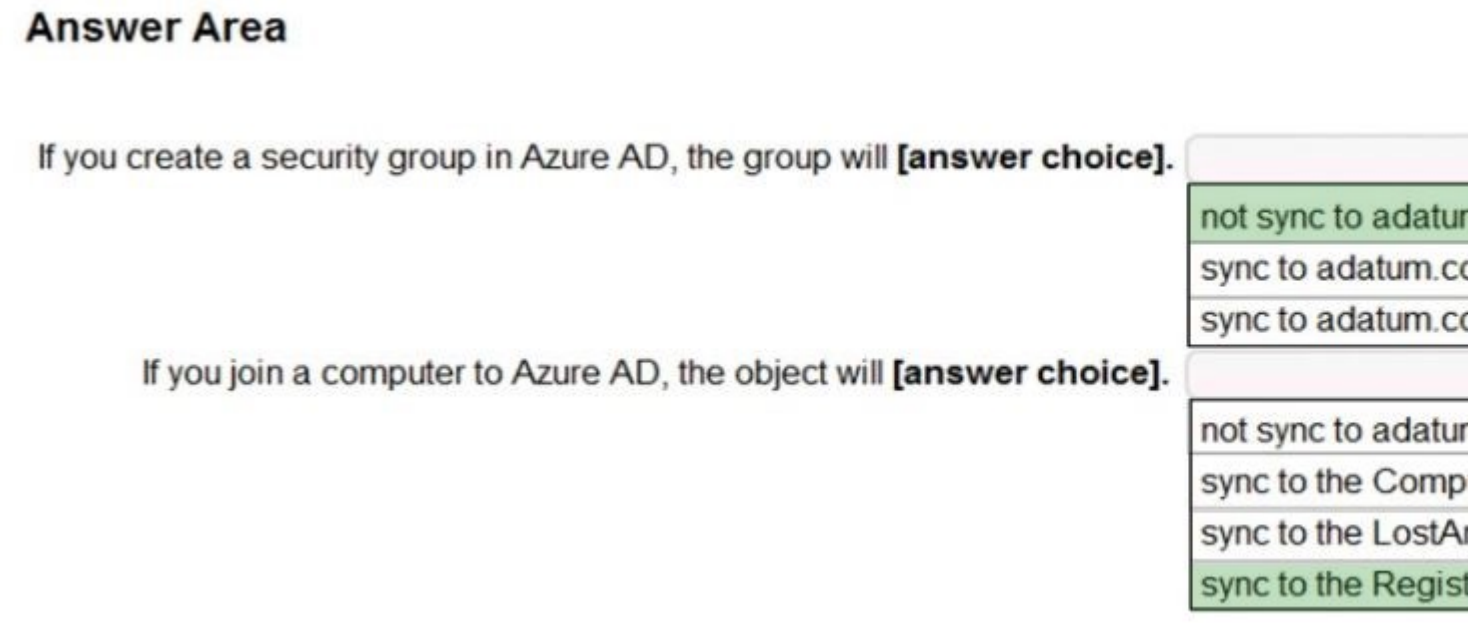

Section: (none)

Explanation/Reference:

QUESTION 39
HOTSPOT

Your company has a Microsoft Azure Active Directory (Azure AD) tenant named contoso.com that includes the users shown in the following table:

Name	Usage location	Membership
User1	*Not set*	Group1
User2	United States	Group2
User3	United States	*Not applicable*

Group2 is a member of Group1.
You assign a Microsoft Office 365 Enterprise E3 license to User2 as shown in the User2 Licensing exhibit:

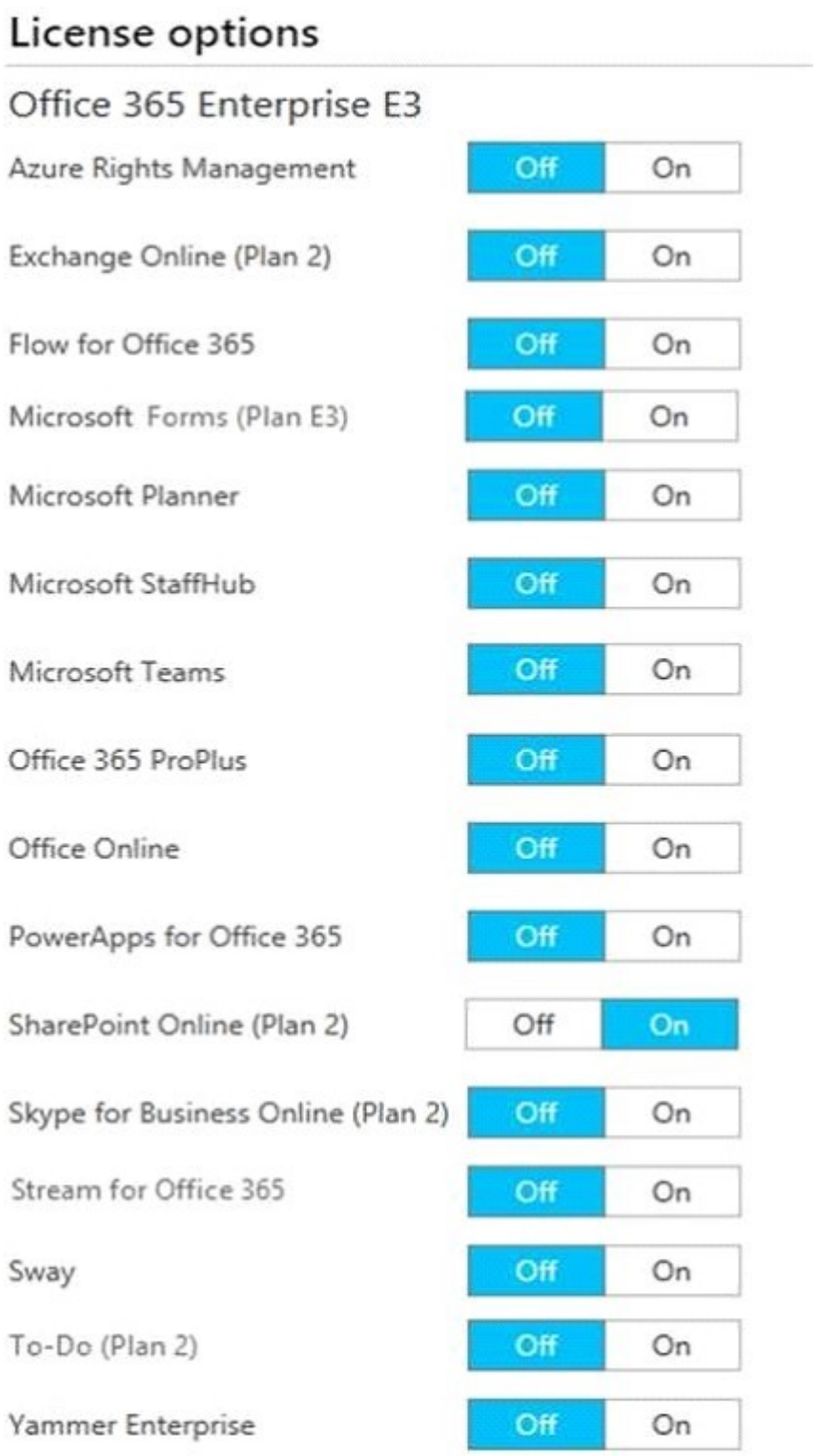

You assign Office 365 Enterprise E3 licenses to Group1 as shown in the Group1 Licensing exhibit:

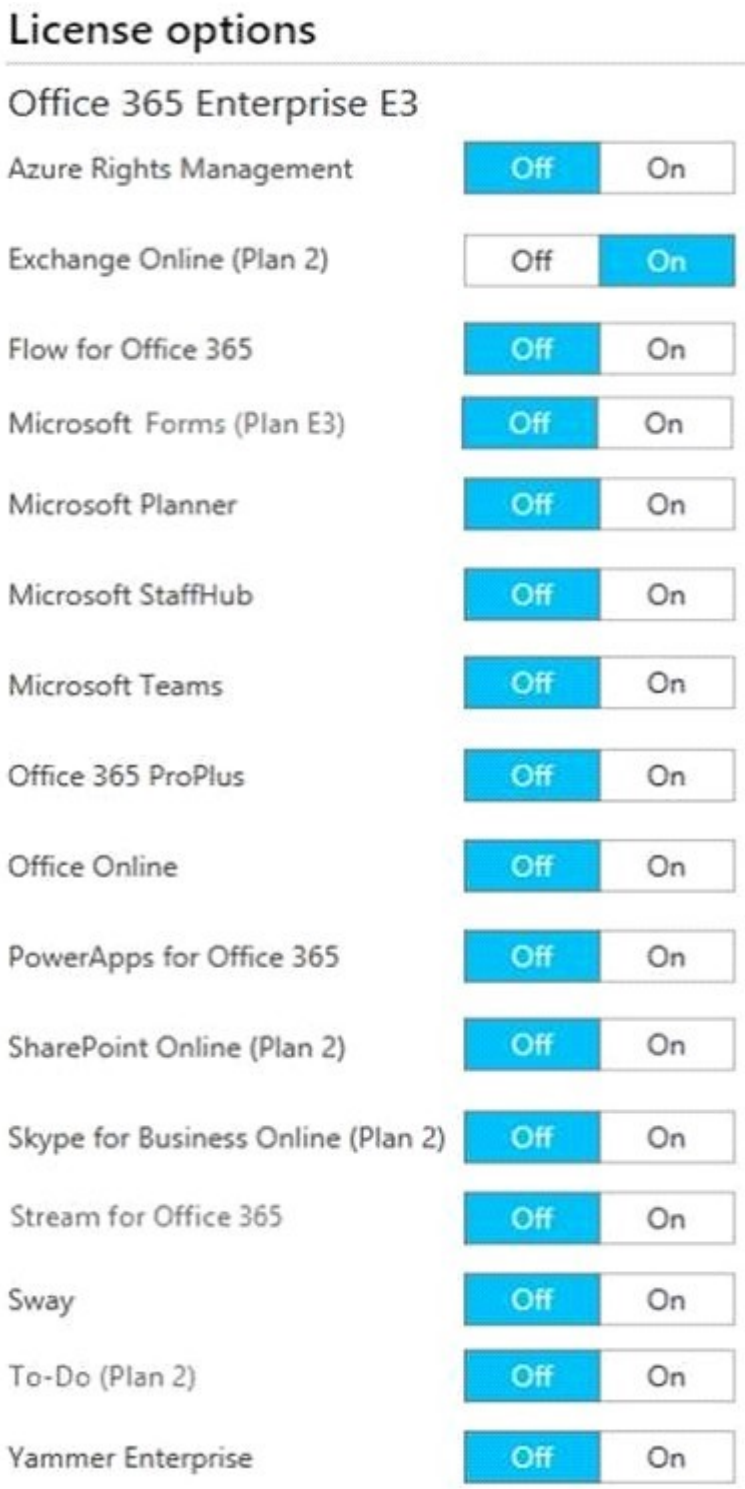

For each of the following statements, select Yes if the statement is true. Otherwise, select No.

NOTE: Each correct selection is worth one point.

Hot Area:

Answer Area

Statements	Yes
User1 is licensed to use Microsoft Exchange Online.	○
User2 is licensed to use Microsoft Exchange Online and Microsoft SharePoint Online.	○
If you add User3 to Group2, the user will be licensed to use Microsoft Exchange Online.	○

Answer:

Answer Area

Statements	Yes
User1 is licensed to use Microsoft Exchange Online.	○
User2 is licensed to use Microsoft Exchange Online and Microsoft SharePoint Online.	○
If you add User3 to Group2, the user will be licensed to use Microsoft Exchange Online.	○

Section: (none)

Explanation/Reference:

QUESTION 40
You have a Microsoft 365 subscription.

You view the service advisories shown in the following exhibit:

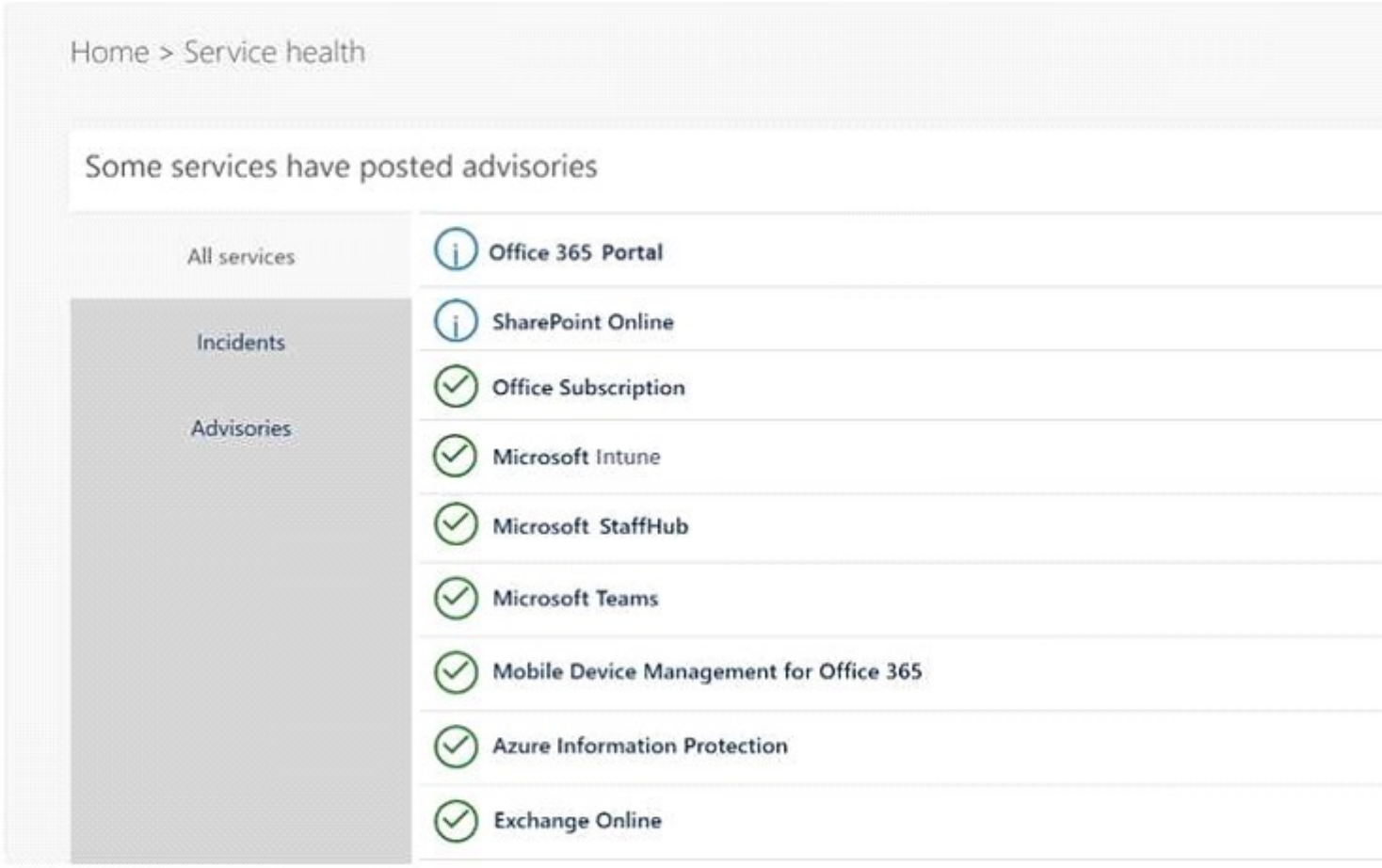

You need to ensure that users who administer Microsoft SharePoint Online can view the advisories to investigate health issues.

Which role should you assign to the users?

A. SharePoint administrator
B. Message Center reader
C. Reports reader
D. Service administrator

Answer: D
Section: (none)

Explanation/Reference:

QUESTION 41
You have a Microsoft 365 subscription that contains a Microsoft Azure Active Directory (Azure AD) tenant named contoso.com. The tenant includes a user named User1.
You enable Azure AD Identity Protection.

You need to ensure that User1 can review the list in Azure AD Identity Protection of users flagged for risk. The solution must use the principle of least privilege.

To which role should you add User1?

A. Security reader
B. User administrator
C. Owner
D. Global administrator

Answer: A
Section: (none)

Explanation/Reference:

QUESTION 42
HOTSPOT

Your network contains an Active Directory domain and a Microsoft Azure Active Directory (Azure AD) tenant. You implement directory synchronization for all 10,000 users in the organization.

You automate the creation of 100 new user accounts.
You need to ensure that the new user accounts synchronize to Azure AD as quickly as possible.

Which command should you run?

To answer, select the appropriate options in the answer area.

NOTE: Each correct selection is worth one point.

Hot Area:

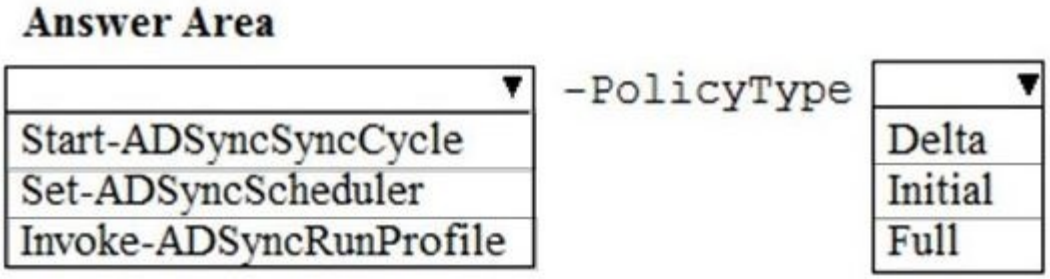

Answer:

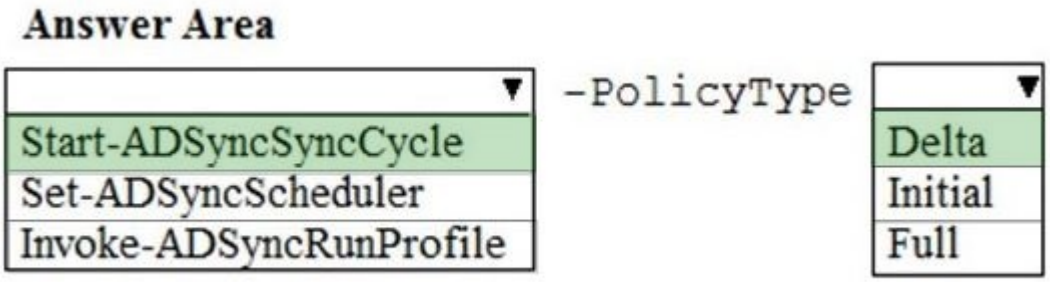

Section: (none)

Explanation/Reference:

QUESTION 43
Your network contains three Active Directory forests.
You create a Microsoft Azure Active Directory (Azure AD) tenant.

You plan to sync the on-premises Active Directory to Azure AD.
You need to recommend a synchronization solution.

The solution must ensure that the synchronization can complete successfully and as quickly as possible if a single server fails.

What should you include in the recommendation?

A. Three Azure AD Connect sync servers and three Azure AD Connect sync servers in staging mode
B. One Azure AD Connect sync server and one Azure AD Connect sync server in staging mode
C. Three Azure AD Connect sync servers and one Azure AD Connect sync server in staging mode
D. Six Azure AD Connect sync servers and three Azure AD Connect sync servers in staging mode

Answer: B
Section: (none)

Explanation/Reference:

QUESTION 44
Your network contains an Active Directory domain named adatum.com that is synced to Microsoft Azure Active Directory (Azure AD).
The domain contains 100 user accounts.

The city attribute for all the users is set to the city where the user resides.
You need to modify the value of the city attribute to the three-letter airport code of each city.

What should you do?

A. From Azure Cloud Shell, run the Get-AzureADUser and Set-AzureADUser cmdlets.
B. From Azure Cloud Shell, run the Get-ADUser and Set-ADUser cmdlets.
C. From Windows PowerShell on a domain controller, run the Get-ADUser and Set-ADUser cmdlets.
D. From Azure Cloud Shell, run the Get-MsolUser and Set-MSOluser cmdlets.

Answer: C
Section: (none)

Explanation/Reference:

QUESTION 45
Note: This question is part of a series of questions that present the same scenario. Each question in the series contains a unique solution that might meet the stated goals.
Some question sets might have more than one correct solution, while others might not have a correct solution.
After you answer a question in this section, you will **NOT** be able to return to it. As a result, these questions will not appear in the review screen.

Your network contains an on-premises Active Directory forest named contoso.com.
The forest contains the following domains:
- Contoso.com
- East.contoso.com

An Azure AD Connect server is deployed to contoso.com. Azure AD Connect syncs to an Azure Active Directory (Azure AD) tenant.
You deploy a new domain named west.contoso.com to the forest.
You need to ensure that west.contoso.com syncs to the Azure AD tenant.

Solution: From the Azure AD Connect server in contoso.com, you return the setup wizard and include the west. contoso.com domain.

Does this meet the goal?

A. Yes
B. No

Answer: A
Section: (none)

Explanation/Reference:

QUESTION 46
You network contains an on-premises Active Directory domain named contoso.com. The domain contains a Microsoft Exchange Server 2019 organization.

You plan to sync the domain to Azure Active Directory (Azure AD) and to enable device writeback and group writeback.
You need to identify which group types will sync from Azure AD.

Which two group types should you identify?

Each correct answer presents part of the solution.

NOTE: Each correct selection is worth one point.

A. An Office 365 group that uses the Assigned membership type
B. A security group that uses the Dynamic Device membership type
C. An Office 365 group that uses the Dynamic User membership type
D. A security group that uses the Assigned membership type
E. Asecurity group that uses the Dynamic User membership type

Answer: AC
Section: (none)

Explanation/Reference:

QUESTION 47
You have a Microsoft 365 subscription.

You view the service advisories shown in the following exhibit:

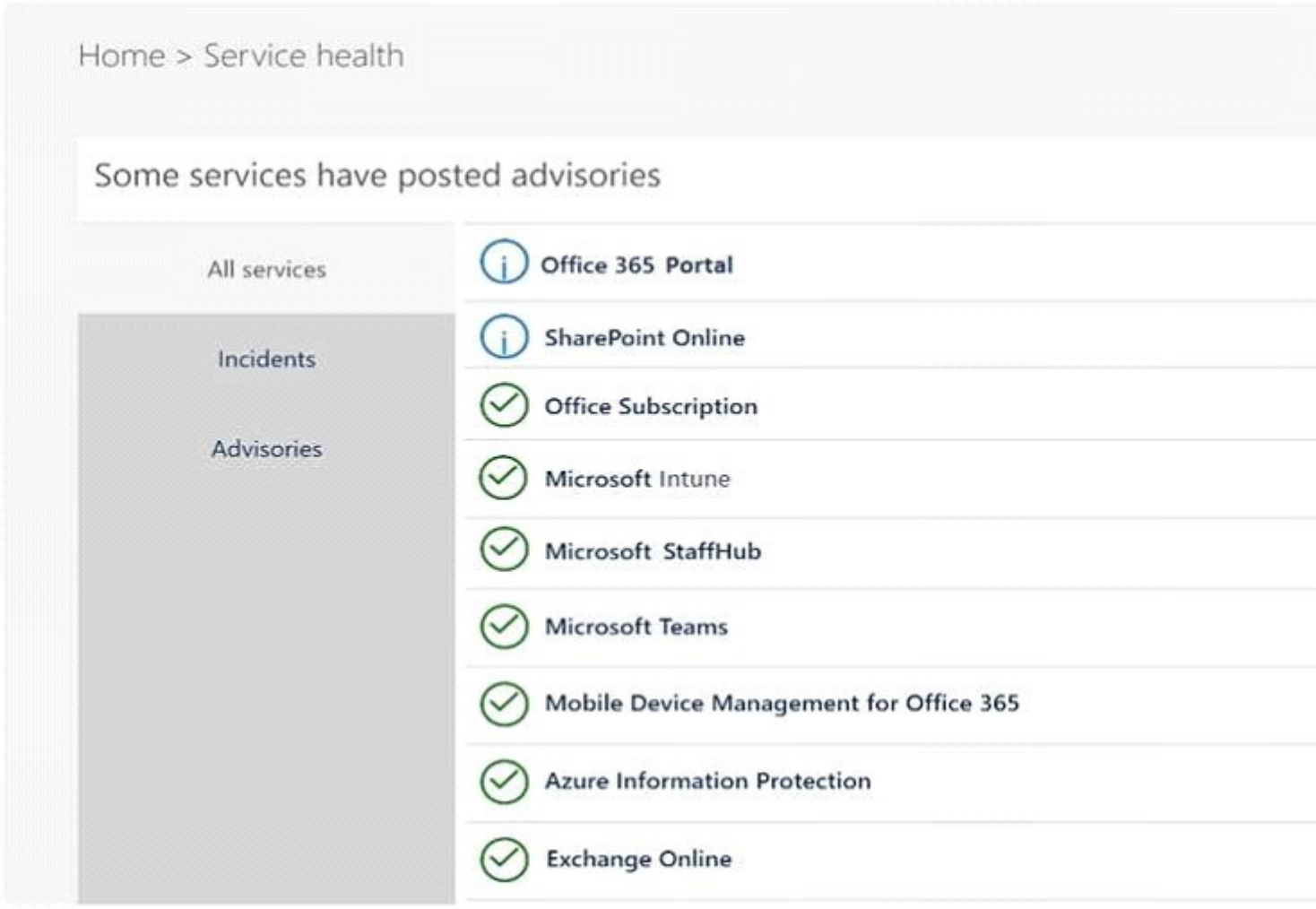

You need to ensure that a user named User1 can view the advisories to investigate service health issues.

Which role should you assign to User1?

A. Compliance administrator
B. Message Center reader
C. Reports reader
D. Service administrator

Answer: D
Section: (none)

Explanation/Reference:

QUESTION 48
Your network contains an on-premises Active Directory domain that syncs to Azure Active Directory (Azure AD).
The on-premises network contains a Microsoft SharePoint Server 2019 farm.
The company purchases a Microsoft 365 subscription.

You have the users shown in the following tablE:

Name	Source
User1	Windows Active Directory
User2	Azure Active Directory

You plan to assign User1 and User2 the required roles to run the SharePoint Hybrid Configuration Wizard.
User1 will be used for on-premises credentials and User2 will be used for cloud credentials.

You need to assign the correct role to User2.

The solution must use the principle of least privilege.

Which role should you assign to User2?

A. Application administrator
B. SharePoint farm administrator
C. Global administrator
D. SharePoint administrator

Answer: C
Section: (none)

Explanation/Reference:

QUESTION 49
HOTSPOT

Your network contains an on-premises Active Directory domain named contoso.com.
Your company purchases a Microsoft 365 subscription and establishes a hybrid deployment of Azure Active Directory (Azure AD) by using password hash synchronization.
Device writeback is disabled in Azure AD Connect.

You create a new user named User10 on-premises and a new user named User20 in Azure AD.
You need to identify where an administrator can reset the password of each new user.

What should you identify?

To answer, select the appropriate options in the answer area.

NOTE: Each correct selection is worth one point.

Hot Area:

Answer Area

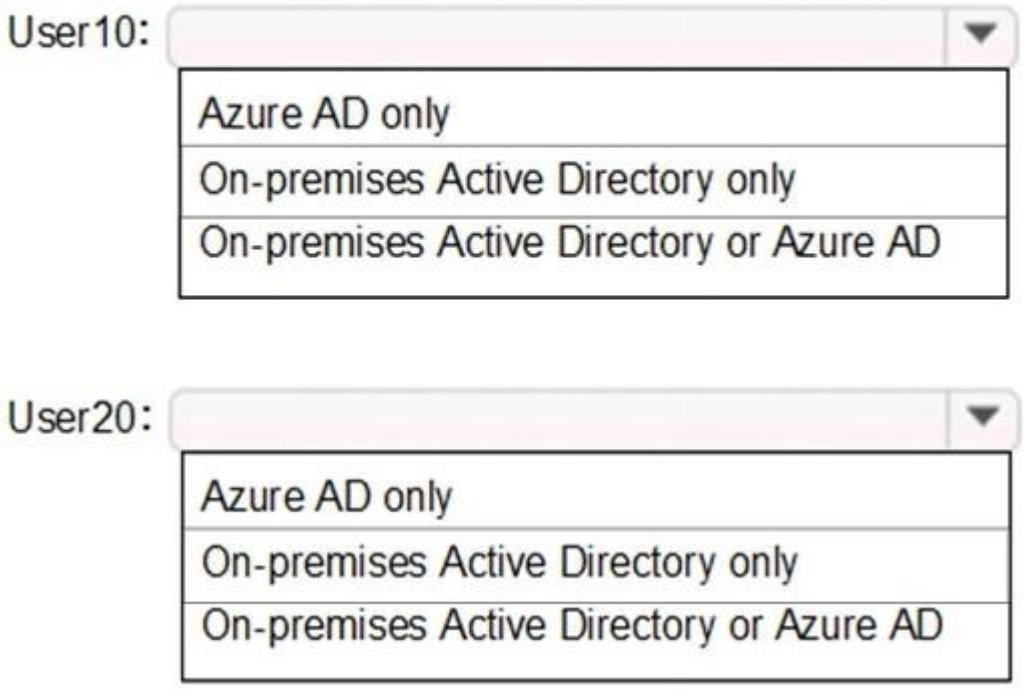

Answer:

Answer Area

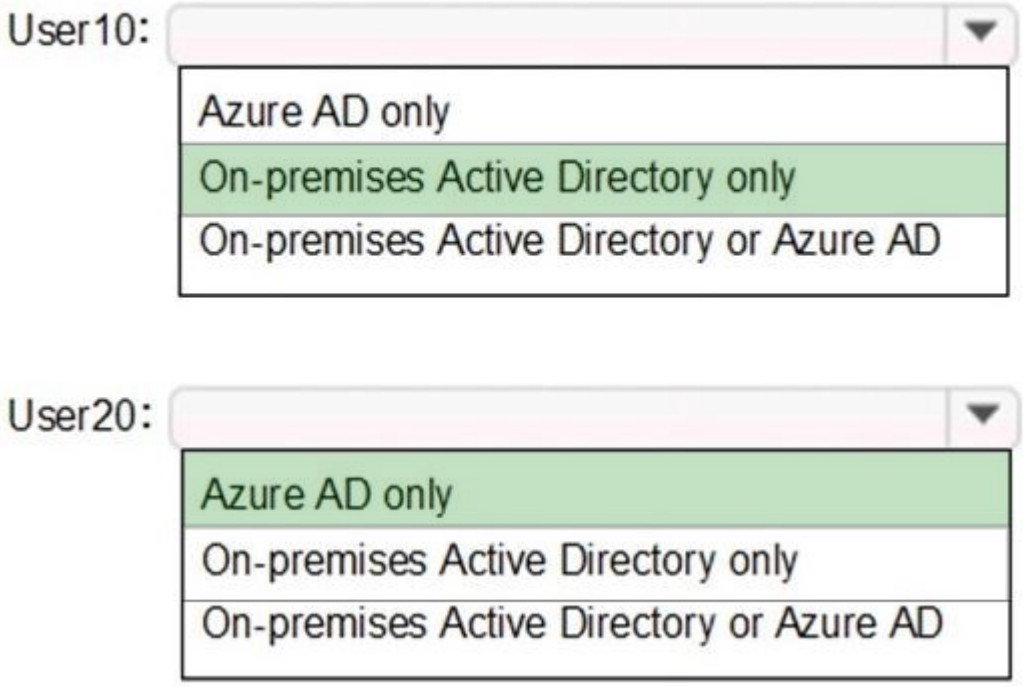

Section: (none)

Explanation/Reference:

QUESTION 50
Your network contains an Active Directory forest named contoso.local.
You have a Microsoft 365 subscription.
You plan to implement a directory synchronization solution that will use password hash synchronization.

From the Microsoft 365 admin center, you verify the contoso.com domain name.

You need to prepare the environment for the planned directory synchronization solution.

What should you do first?

A. From the public DNS zone of contoso.com, add a new mail exchanger (MX) record.
B. From Active Directory Domains and Trusts, add contoso.com as a UPN suffix.
C. From the Microsoft 365 admin center, verify the contoso.local domain name.
D. From Active Directory Users and Computers, modify the UPN suffix for all users.

Answer: B
Section: (none)

Explanation/Reference:

Exam C

QUESTION 1
Your company has a Microsoft 365 subscription.
Your plan to add 100 newly hired temporary users to the subscription next week.

You create the user accounts for the new users.
You need to assign licenses to the new users.

Which command should you run?

A.
```
$NewStaff = Get-AzureADUser -All -Department "Temp" -UsageLocation "";
$NewStaff | foreach {Set-AzureADUser -LicenseOptions "contoso:ENTERPRIS
```

B.
```
$NewStaff = Get-AzureADUser -All -Department "Temp" -UsageLocation "US" -U
$NewStaff | foreach {Set-AzureADUserLicense -AddLicenses "contoso:ENTERPRI
```

C.
```
$NewStaff = Get-AzureADUser -All -Department "Temp" -UsageLocation "";
$NewStaff | foreach {Set-AzureADUserLicense -LicenseOptions "contoso:ENTERPRI
```

D.
```
$NewStaff = Get-AzureADUser -All -Department "Temp" -UsageLocation "US" -Un
$NewStaff | foreach {Set-AzureADUser -AddLicenses "contoso:ENTERPRISEPACK"}
```

Answer: B
Section: (none)

Explanation/Reference:

QUESTION 2
Your network contains an Active Directory domain and a Microsoft Azure Active Directory (Azure AD) tenant.
The network uses a firewall that contains a list of allowed outbound domains.

You begin to implement directory synchronization.
You discover that the firewall configuration contains only the following domain names in the list of allowed domains:
- *.microsoft.com
- *.office.com

Directory synchronization fails.

You need to ensure that directory synchronization completes successfully.

What is the best approach to achieve the goal?

More than one answer choice may achieve the goal. Select the **BEST** answer.

A. From the firewall, allow the IP address range of the Azure data center for outbound communication.
B. From Azure AD Connect, modify the Customize synchronization options task.
C. Deploy an Azure AD Connect sync server in staging mode.
D. From the firewall, create a list of allowed inbound domains.
E. From the firewall, modify the list of allowed outbound domains.

Answer: E
Section: (none)

Explanation/Reference:

QUESTION 3
Your network contains an on-premises Active Directory forest.
You are evaluating the implementation of Microsoft 365 and the deployment of an authentication strategy.

You need to recommend an authentication strategy that meets the following requirements:
- Allows users to sign in by using smart card-based certificates
- Allows users to connect to on-premises and Microsoft 365 services by using SSO

Which authentication strategy should you recommend?

A. Password hash synchronization and seamless SSO
B. Federation with Active Directory Federation Services (AD FS)
C. Pass-through authentication and seamless SSO

Answer: B
Section: (none)

Explanation/Reference:

QUESTION 4
HOTSPOT

Your network contains an on-premises Active Directory domain that is synced to Microsoft Azure Active Directory (Azure AD) as shown in the following exhibit:

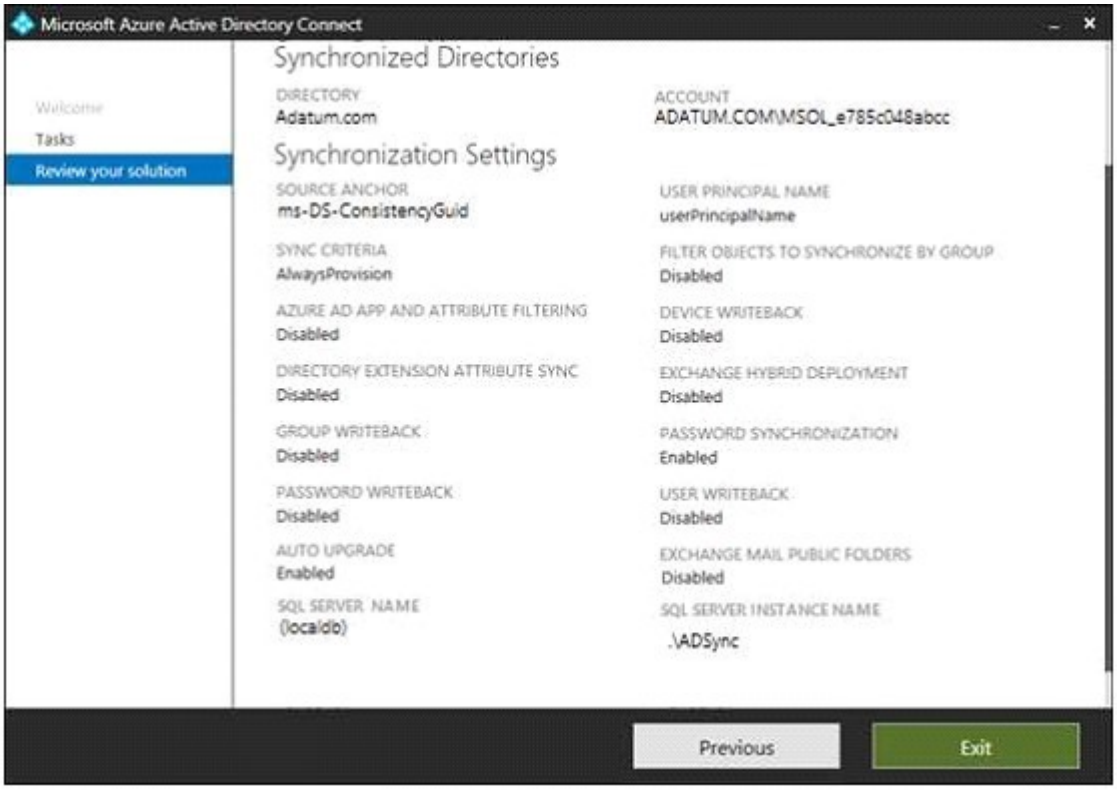

An on-premises Active Directory user account named Allan Yoo is synchronized to Azure AD.
You view Allan's account from Microsoft 365 and notice that his username is set to Allan@adatum.onmicrosoft.com.

For each of the following statements, select Yes if the statement is true. Otherwise, select No.

NOTE: Each correct selection is worth one point.

Hot Area:

Answer Area

Statements	Yes
From the Azure portal, you can reset the password of Allan Yoo.	○
From the Azure portal, you can configure the job title of Allan Yoo.	○
From the Azure portal, you can configure the usage location of Allan Yoo.	○

Answer:

Answer Area

Statements	Yes
From the Azure portal, you can reset the password of Allan Yoo.	○
From the Azure portal, you can configure the job title of Allan Yoo.	○
From the Azure portal, you can configure the usage location of Allan Yoo.	○

Section: (none)

Explanation/Reference:

QUESTION 5
HOTSPOT

Your network contains an on-premises Active Directory domain named contoso.com that syncs to Azure Active Directory (Azure AD).

You have users in contoso.com as shown in the following table:

Name	Source
User1	Azure Active Directory
User2	Azure Active Directory
User3	Windows Active Directory

The users have the passwords shown in the following table:

Name	Password
User1	Contoso123
User2	N3w3rT0Gue33
User3	ComplexPassword33

You implement password protection as shown in the following exhibit:

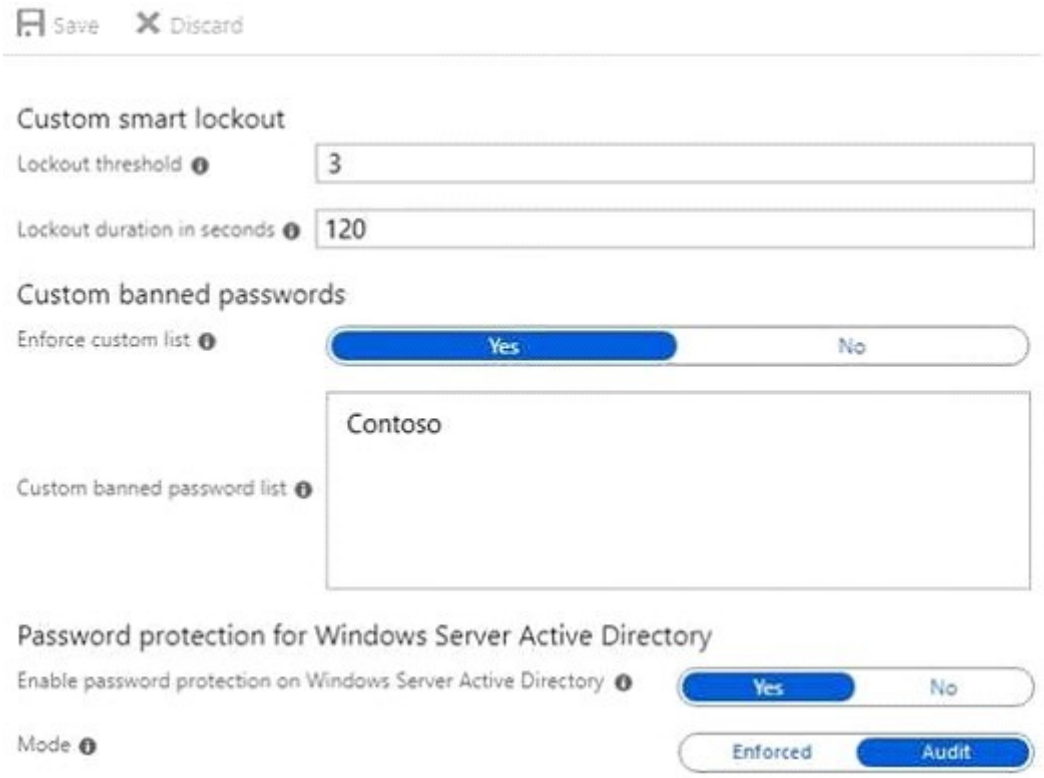

For each of the following statements, select Yes if the statement is true. Otherwise, select No.

NOTE: Each correct selection is worth one point.

Hot Area:

Answer Area

Statements	Yes
User1 must change his password at the next sign in.	◯
User2 can change his password to C0nt0s0_C0mplex123.	◯
User3 can change his password to MyPasswordContoso123.	◯

Answer:

Answer Area

Statements	Yes
User1 must change his password at the next sign in.	◯
User2 can change his password to C0nt0s0_C0mplex123.	◯
User3 can change his password to MyPasswordContoso123.	◯

Section: (none)

Explanation/Reference:

QUESTION 6
HOTSPOT

You have an Azure Active Directory (Azure AD) tenant named contoso.com that contains the users shown in the following table:

Name	Type	Member of
User1	User	Group1
User2	User	Group1, Group2
User3	User	Group1, Group2
User4	Guest User	Group2

User1 is the owner of Group1. User2 is the owner of Group2.

You create an access review that contains the following configurations:
- Users to review: Members of a group
- Scope: Everyone
- Group: Group1, Group2

For each of the following statements, select Yes if the statement is true. Otherwise, select No.

NOTE: Each correct selection is worth one point.

Hot Area:

Answer Area

Statements	Yes	No
User1 can review access for User2.	○	○
User1 can review access for User3.	○	○
User3 can review access for User4.	○	○

Answer:

Answer Area

Statements	Yes	No
User1 can review access for User2.	○	○
User1 can review access for User3.	○	○
User3 can review access for User4.	○	○

Section: (none)

Explanation/Reference:

QUESTION 7
HOTSPOT

You need to ensure that a user named User1 can create documents by using Office Online.

Which two Microsoft Office 365 license options should you turn on for User1?

To answer, select the appropriate options in the answer area.

NOTE: Each correct section is worth one point.

Hot Area:

Answer Area

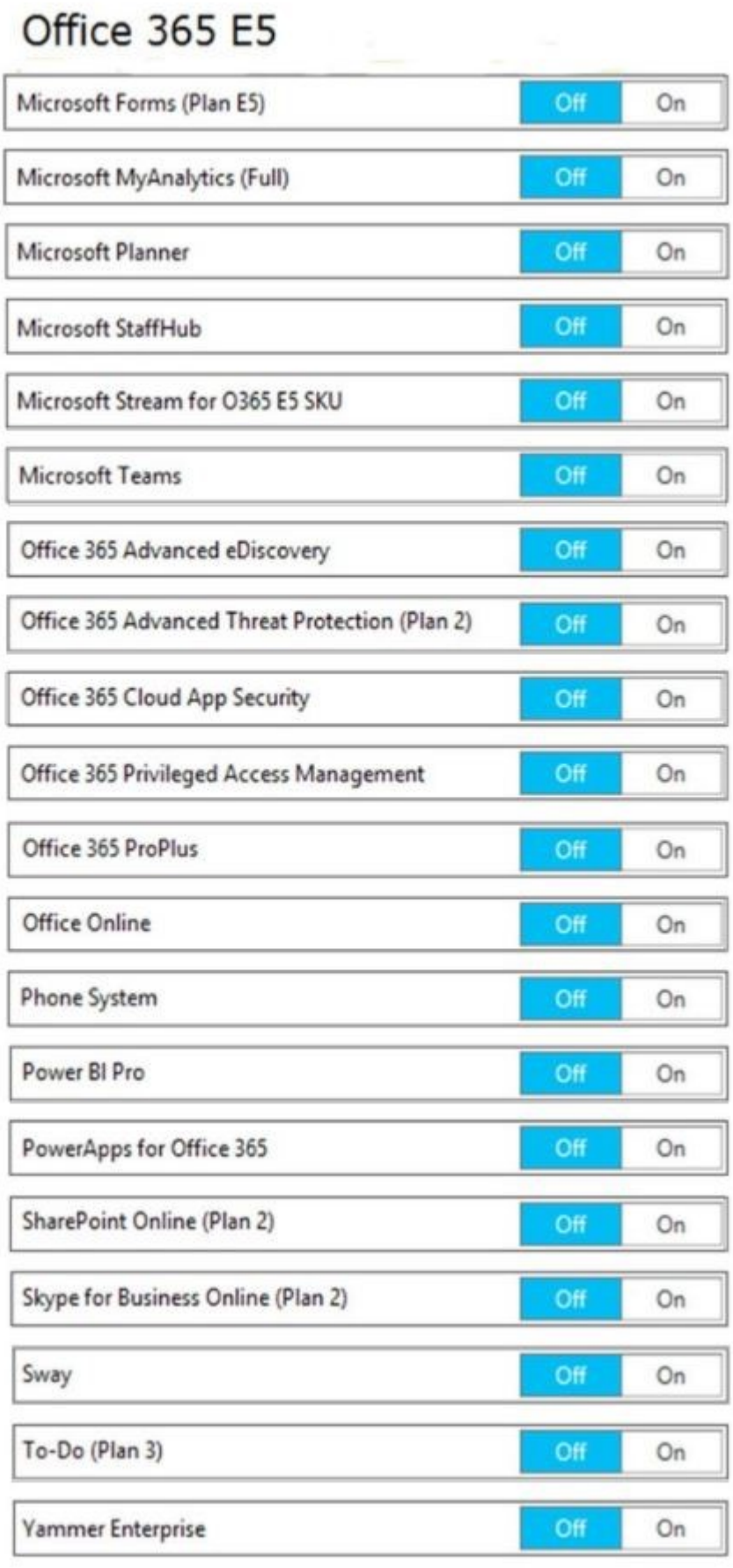
Office 365 E5
Microsoft Forms (Plan E5) Off On
Microsoft MyAnalytics (Full) Off On
Microsoft Planner Off On
Microsoft StaffHub Off On
Microsoft Stream for O365 E5 SKU Off On
Microsoft Teams Off On
Office 365 Advanced eDiscovery Off On
Office 365 Advanced Threat Protection (Plan 2) Off On
Office 365 Cloud App Security Off On
Office 365 Privileged Access Management Off On
Office 365 ProPlus Off On
Office Online Off On
Phone System Off On
Power BI Pro Off On
PowerApps for Office 365 Off On
SharePoint Online (Plan 2) Off On
Skype for Business Online (Plan 2) Off On
Sway Off On
To-Do (Plan 3) Off On
Yammer Enterprise Off On

Answer:

Answer Area


Office 365 E5
Microsoft Forms (Plan E5) Off On
Microsoft MyAnalytics (Full) Off On
Microsoft Planner Off On
Microsoft StaffHub Off On
Microsoft Stream for O365 E5 SKU Off On
Microsoft Teams Off On
Office 365 Advanced eDiscovery Off On
Office 365 Advanced Threat Protection (Plan 2) Off On
Office 365 Cloud App Security Off On
Office 365 Privileged Access Management Off On
Office 365 ProPlus Off On
Office Online Off On
Phone System Off On
Power BI Pro Off On
PowerApps for Office 365 Off On
SharePoint Online (Plan 2) Off On
Skype for Business Online (Plan 2) Off On
Sway Off On
To-Do (Plan 3) Off On
Yammer Enterprise Off On

Section: (none)

Explanation/Reference:

QUESTION 8
Your network contains two on-premises Active Directory forests named contoso.com and fabrikam.com. Fabrikam.com contains one domain and five domain controllers. Contoso.com contains the domains shown in the following table:

Name	Number of domain controllers
Contoso.com	2
East.contoso.com	3
West.contoso.com	3

You need to sync all the users from both the forests to a single Azure Active Directory (Azure AD) tenant by using Azure AD Connect.

What is the minimum number of Azure AD Connect sync servers required?

A. 1
B. 2
C. 3
D. 4

Answer: A
Section: (none)

Explanation/Reference:

QUESTION 9
HOTSPOT

Your network contains an Active Directory domain named fabrikam.com. The domain contains the objects shown in the following table:

Name	Type	In organizational unit (OU)
User1	User	OU1
User2	User	OU1
Group1	Security Group – Global	OU1
User3	User	OU2
Group2	Security Group – Global	OU2

The groups have the members shown in the following table:

Group	Members
Group1	User1
Group2	User2, User3, Group1

You are configuring synchronization between fabrikam.com and a Microsoft Azure Active Directory (Azure AD) tenant.

You configure the Domain/OU Filtering settings in Azure AD Connect as shown in the Domain/OU Filtering exhibit:

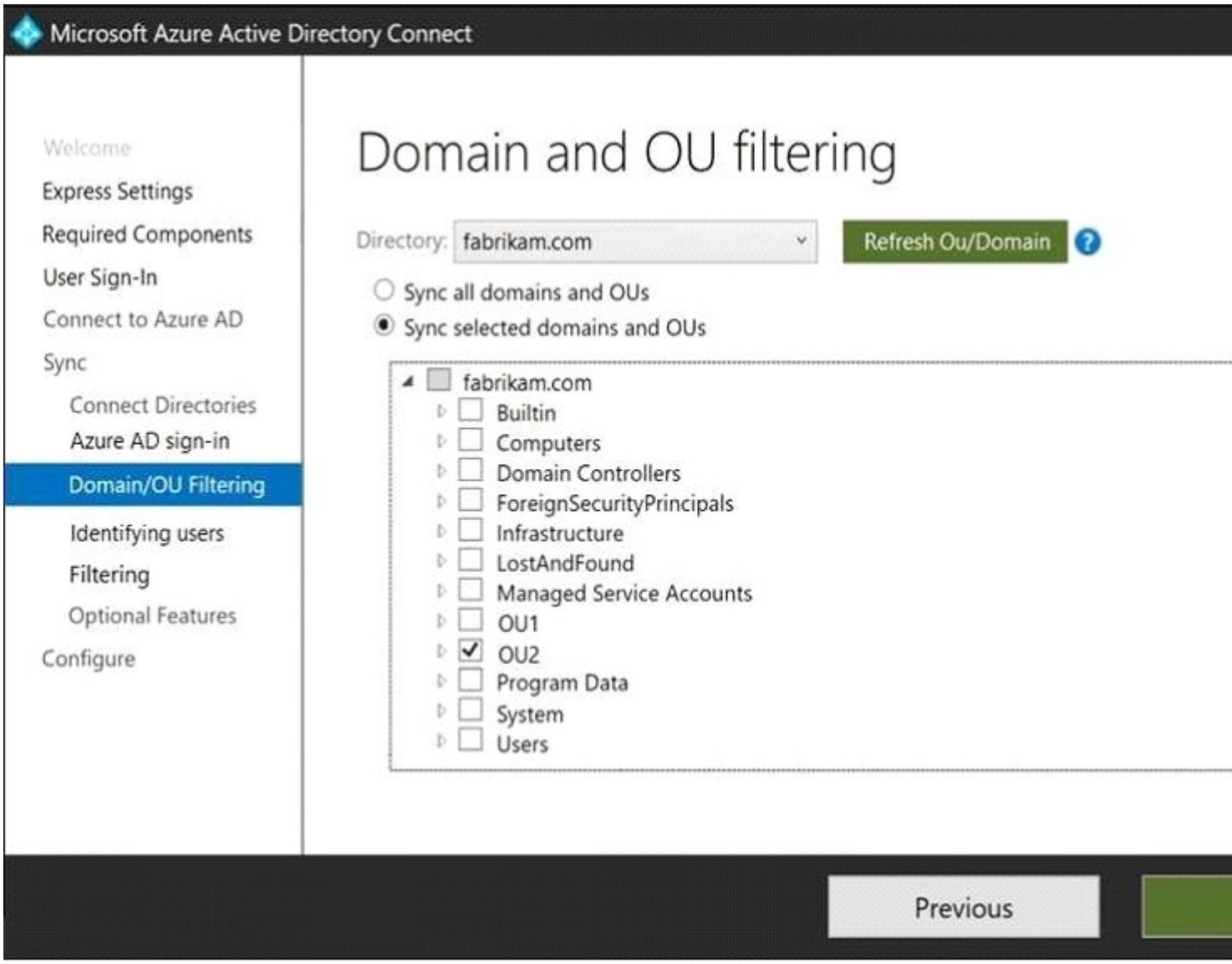

You configure the Filtering settings in Azure AD Connect as shown in the Filtering exhibit:

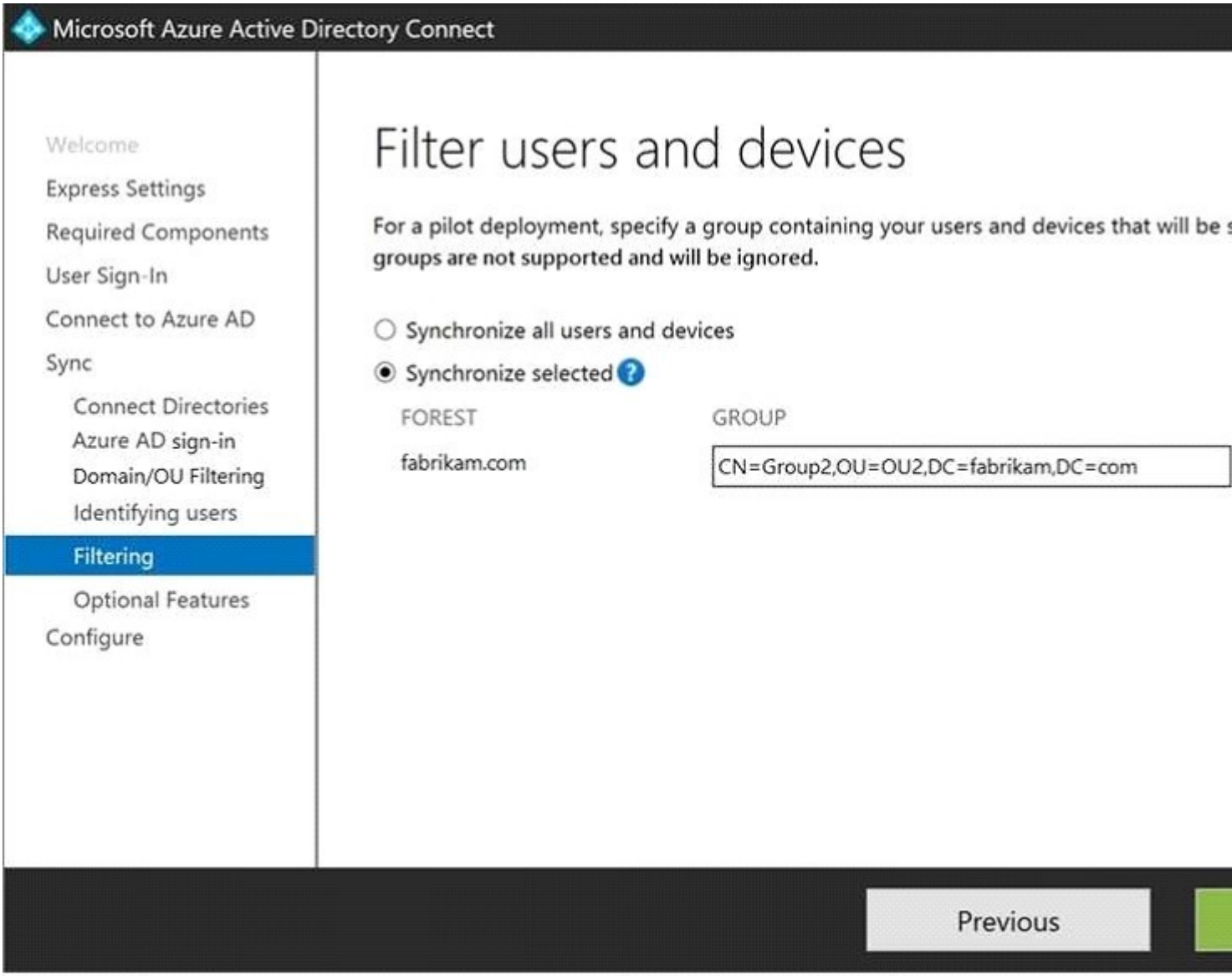

For each of the following statements, select Yes if the statement is true. Otherwise, select No.

NOTE: Each correct selection is worth one point.

Hot Area:

Answer Area

Statements	Yes	No
User2 will synchronize to Azure AD.	○	○
Group2 will synchronize to Azure AD.	○	○
User3 will synchronize to Azure Ad.	○	○

Answer:

Answer Area

Statements	Yes	No
User2 will synchronize to Azure AD.	○	●
Group2 will synchronize to Azure AD.	●	○
User3 will synchronize to Azure Ad.	●	○

Section: (none)

Explanation/Reference:

QUESTION 10
HOTSPOT

Your network contains an on-premises Active Directory forest named contoso.com. The forest contains the users shown in the following table:

Name	Domain	User UPN suffix
User1	Contoso.com	Fabrikam.com
User2	East.contoso.com	Contoso.com

You create an Azure Active Directory (Azure AD) tenant named fabrikam.onmicrosoft.com.
You plan to sync the users in the forest to fabrikam.onmicrosoft.com by using Azure AD Connect.

Which username will be assigned to User1 and User2 in Azure AD after the synchronization?

To answer, select the appropriate options in the answer area.

NOTE: Each correct selection is worth one point.

Hot Area:

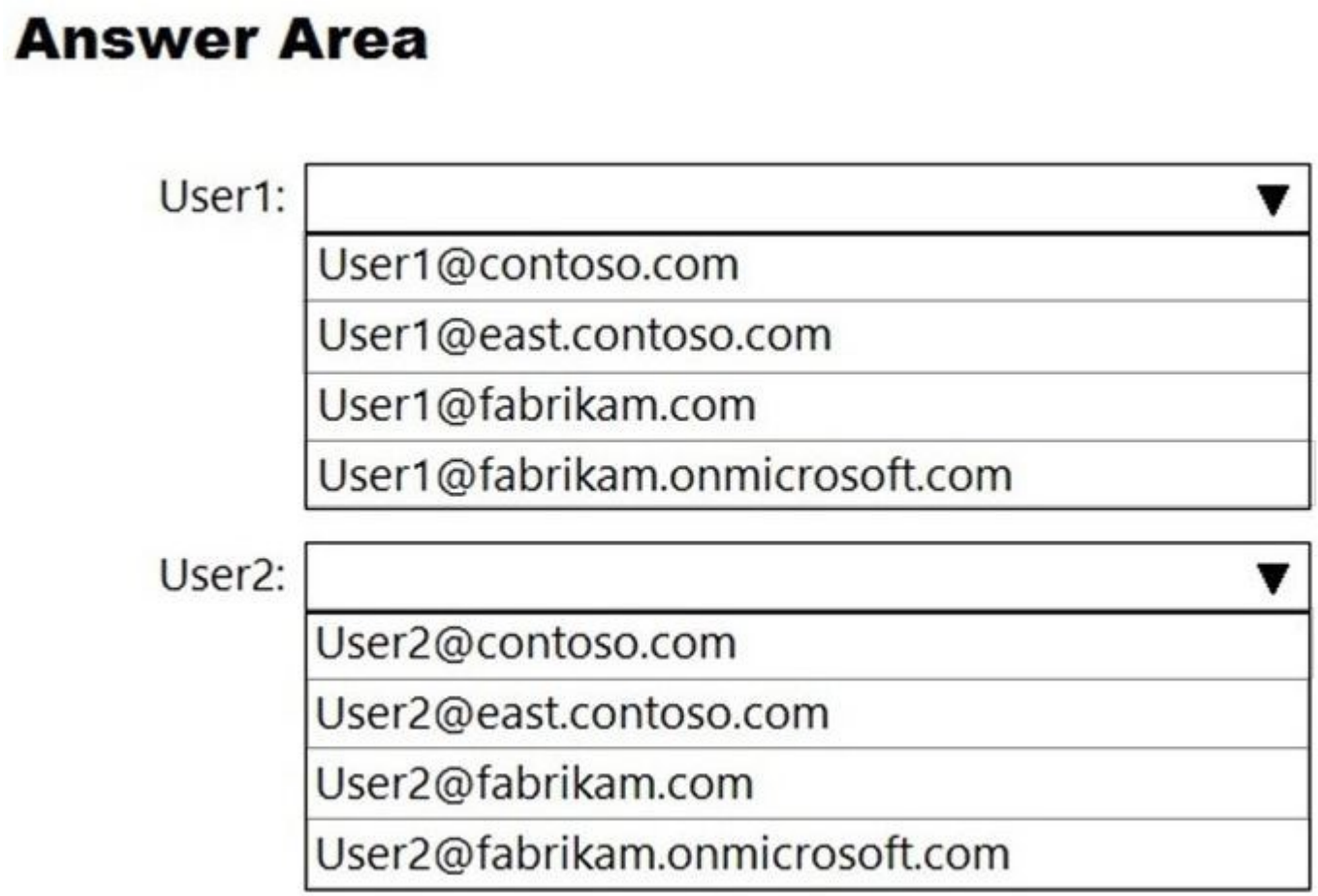

Answer:

Answer Area



Section: (none)

Explanation/Reference:

QUESTION 11
Your network contains an Active Directory domain named adatum.com that is synced to Microsoft Azure Active Directory (Azure AD).
The domain contains 100 user accounts.

The city attribute for all the users is set to the city where the user resides.

You need to modify the value of the city attribute to the three-letter airport code of each city.

What should you do?

A. From Active Directory Administrative Center, select the Active Directory users, and then modify the Properties settings.
B. From the Microsoft 365 admin center, select the users, and then use the Bulk actions option.
C. From Azure Cloud Shell, run the Get-MsolUser and Set-MSOluser cmdlets.
D. From Windows PowerShell on a domain controller, run the Get-AzureADUser and Set-AzureADUser cmdlets.

Answer: A
Section: (none)

Explanation/Reference:

QUESTION 12
Your company has 10,000 users who access all applications from an on-premises data center.
You plan to create a Microsoft 365 subscription and to migrate data to the cloud.
You plan to implement directory synchronization.

User accounts and group accounts must sync to Microsoft Azure Active Directory (Azure AD) successfully.

You discover that several user accounts fail to sync to Azure AD.

You need to resolve the issue as quickly as possible.

What should you do?

A. From Active Directory Administrative Center, search for all the users, and then modify the properties of the user accounts.
B. Run idfix.exe, and then click Complete.
C. From Windows PowerShell, run the Start-AdSyncCycle -PolicyType Delta command.
D. Run idfix.exe, and then click Edit.

Answer: D
Section: (none)

Explanation/Reference:

QUESTION 13
Your network contains an Active Directory forest. The forest contains two domains named contoso.com and adatum.com.
Your company recently purchased a Microsoft 365 subscription.

You deploy a federated identity solution to the environment.
You use the following command to configure contoso.com for federation.

Convert-MsolDomaintoFederated -DomainName contoso.com

In the Microsoft 365 tenant, an administrator adds and verifies the adatum.com domain name.

You need to configure the adatum.com Active Directory domain for federated authentication.

Which two actions should you perform before you run the Azure AD Connect wizard? Each correct answer presents part of the solution.

NOTE: Each correct selection is worth one point.

A. From Windows PowerShell, run the Convert-MsolDomaintoFederated -DomainName contoso.com -SupportMultipleDomain command.
B. From Windows PowerShell, run the New-MsolFederatedDomain -SupportMultipleDomain -DomainName contoso.com command.

C. From Windows PowerShell, run the New-MsolFederatedDomain -DomainName adatum.com command.
D. From Windows PowerShell, run the Update-MSOLFederatedDomain -DomainName contoso.com -SupportMultipleDomain command.
E. From the federation server, remove the Microsoft Office 365 relying party trust.

Answer: AE
Section: (none)

Explanation/Reference:

QUESTION 14
You have a Microsoft 365 subscription that contains a Microsoft Azure Active Directory (Azure AD) tenant named contoso.com. The tenant includes a user named User1.

You enable Azure AD Identity Protection.

You need to ensure that User1 can review the list in Azure AD Identity Protection of users flagged for risk. The solution must use the principle of least privilege.

To which role should you add User1?

A. Compliance administrator
B. Global administrator
C. Owner
D. Security administrator

Answer: D
Section: (none)

Explanation/Reference:

QUESTION 15
SIMULATION

Please wait while the virtual machine loads. Once loaded, you may proceed to the lab section. This may take a few minutes, and the wait time will not be deducted from your overall test time.
When the Next button is available, click it to access the lab section. In this section, you will perform a set of tasks in a live environment. While most functionality will be available to you as it would be in a live environment, some functionality (e.g., copy and paste, ability to navigate to external websites) will not be possible by design.

Scoring is based on the outcome of performing the tasks stated in the lab. In other words, it doesn't matter how you accomplish the task, if you successfully perform it, you will earn credit for that task.

Labs are not timed separately, and this exam may have more than one lab that you must complete. You can use as much time as you would like to complete each lab. But, you should manage your time appropriately to ensure that you are able to complete the lab(s) and all other sections of the exam in the time provided.

Please note that once you submit your work by clicking the Next button within a lab, you will NOT be able to return to the lab.

You may now click next to proceed to the lab.

Lab information

Use the following login credentials as needed:
To enter your username, place your cursor in the Sign in box and click on the username below.
To enter your password, place your cursor in the Enter password box and click on the password below.
Microsoft 365 Username:
admin@LODSe426243.onmicrosoft.com
Microsoft 365 Password: 3&YWyjse-6-d
If the Microsoft 365 portal does not load successfully in the browser, press CTRL-K to reload the portal in a new browser tab.

You need to modify Christie Cline to meet the following requirements:
- Christie Cline must be able to view the service dashboard and the Microsoft Office 365 Message center.
- Christie Cline must be able to create Microsoft support requests.

The solution must use the principle of least privilege.

A. You need to assign Christie the `Service Support Admin' role.

1. In the Microsoft 365 Admin Center, click `Roles'.
2. Scroll down to the Service Support Admin role and click on the role name.
3. Click the `Assigned Admins' link.
4. Click the `Add' button.
5. Start typing the name Christie then select her account when it appears.
6. Click Save.

Answer: A
Section: (none)

Explanation/Reference:

QUESTION 16
SIMULATION

Please wait while the virtual machine loads. Once loaded, you may proceed to the lab section. This may take a few minutes, and the wait time will not be deducted from your overall test time.
When the Next button is available, click it to access the lab section. In this section, you will perform a set of tasks in a live environment. While most functionality will be available to you as it would be in a live environment, some functionality (e.g., copy and paste, ability to navigate to external websites) will not be possible by design.

Scoring is based on the outcome of performing the tasks stated in the lab. In other words, it doesn't matter how you accomplish the task, if you successfully perform it, you will earn credit for that task.

Labs are not timed separately, and this exam may have more than one lab that you must complete. You can use as much time as you would like to complete each lab. But, you should manage your time appropriately to ensure that you are able to complete the lab(s) and all other sections of the exam in the time provided.

Please note that once you submit your work by clicking the Next button within a lab, you will NOT be able to return to the lab.

You may now click next to proceed to the lab.

Lab information

Use the following login credentials as needed:

To enter your username, place your cursor in the Sign in box and click on the username below.
To enter your password, place your cursor in the Enter password box and click on the password below.
Microsoft 365 Username:
admin@LODSe426243.onmicrosoft.com
Microsoft 365 Password: 3&YWyjse-6-d
If the Microsoft 365 portal does not load successfully in the browser, press CTRL-K to reload the portal in a new browser tab.

Your organization has an office in Seattle.

You plan to create 100 users who will work in the Seattle office. The city attribute for all the users will be Seattle.
You need to create a group named Group1 that will automatically contain all the Seattle office users.

A. You need to create a Dynamic group. User accounts with the city attribute set to `Seattle' will automatically be added to the group.
   1. Go to the Azure Active Directory admin center.
   2. Select Azure Active Directory then select Groups.
   3. Click on the New Group link.
   4. Give the group name Group1.
   5. Select Users as the membership type.
   6. Select `Add dynamic query'.
   7. Select `City' in the Property drop-down box.
   8. Select `Equals' in the Operator drop-down box.
   9. Enter Seattle as the Value. You should see the following text in the Expression box: user.city -eq "Seattle"
   10. Click Save to create the group.

Answer: A
Section: (none)

Explanation/Reference:

QUESTION 17
SIMULATION

Please wait while the virtual machine loads. Once loaded, you may proceed to the lab section. This may take a few minutes, and the wait time will not be deducted from your overall test time.
When the Next button is available, click it to access the lab section. In this section, you will perform a set of tasks in a live environment. While most functionality will be available to you as it would be in a live environment, some functionality (e.g., copy and paste, ability to navigate to external websites) will not be possible by design.

Scoring is based on the outcome of performing the tasks stated in the lab. In other words, it doesn't matter how you accomplish the task, if you successfully perform it, you will earn credit for that task.

Labs are not timed separately, and this exam may have more than one lab that you must complete. You can use as much time as you would like to complete each lab. But, you should manage your time appropriately to ensure that you are able to complete the lab(s) and all other sections of the exam in the time provided.

Please note that once you submit your work by clicking the Next button within a lab, you will NOT be able to return to the lab.

You may now click next to proceed to the lab.

Lab information

Use the following login credentials as needed:

To enter your username, place your cursor in the Sign in box and click on the username below.
To enter your password, place your cursor in the Enter password box and click on the password below.
Microsoft 365 Username:
admin@LODSe426243.onmicrosoft.com
Microsoft 365 Password: 3&YWyjse-6-d
If the Microsoft 365 portal does not load successfully in the browser, press CTRL-K to reload the portal in a new browser tab.

A user named Johanna Lorenz recently left the company. A new employee named Ben Smith will handle the tasks of Johanna Lorenz.

You need to create a user named Ben Smith. Ben Smith must be able to sign in to http://myapps.microsoft.com and open Microsoft Word Online.

A. You need to create a user account and assign a license to the account.

To create the user account and mailbox:
1. In the Microsoft 365 admin center, go to User management, and select Add user.
2. Enter the name Ben Smith in the First Name and Last Name fields.
3. Enter Ben.Smith in the username field and click Next.
4. Assign a Microsoft 365 license to the account.
5. Click Next.
6. Click Next again.
7. Click `Finish adding'.

Answer: A
Section: (none)

Explanation/Reference:

QUESTION 18
SIMULATION

Please wait while the virtual machine loads. Once loaded, you may proceed to the lab section. This may take a few minutes, and the wait time will not be deducted from your overall test time.
When the Next button is available, click it to access the lab section. In this section, you will perform a set of tasks in a live environment. While most functionality will be available to you as it would be in a live environment, some functionality (e.g., copy and paste, ability to navigate to external websites) will not be possible by design.

Scoring is based on the outcome of performing the tasks stated in the lab. In other words, it doesn't matter how you accomplish the task, if you successfully perform it, you will earn credit for that task.

Labs are not timed separately, and this exam may have more than one lab that you must complete. You can use as much time as you would like to complete each lab. But, you should manage your time appropriately to ensure that you are able to complete the lab(s) and all other sections of the exam in the time provided.

Please note that once you submit your work by clicking the Next button within a lab, you will NOT be able to return to the lab.

You may now click next to proceed to the lab.

Lab information

Use the following login credentials as needed:
To enter your username, place your cursor in the Sign in box and click on the username below.

To enter your password, place your cursor in the Enter password box and click on the password below.
Microsoft 365 Username:
admin@LODSe426243.onmicrosoft.com
Microsoft 365 Password: 3&YWyjse-6-d
If the Microsoft 365 portal does not load successfully in the browser, press CTRL-K to reload the portal in a new browser tab.

You hire a new Microsoft 365 administrator named Nestor Wilke. Nestor Wilke will begin working for your organization in several days.

You need to ensure that Nestor Wilke is prevented from using his account until he begins working.

A. You need to sign-in status for the account to `Blocked'. Blocking doesn't stop the account from receiving email and it doesn't delete any data.

   1. On the home page of the Microsoft 365 admin center, type the user's name into the Search box.
   2. Select the Nestor Wilke account in the search results.
   3. In the `Sign-in status' section of the account properties, click the Edit link.
   4. Select `Block the user from signing in' and click the Save button.

Answer: A
Section: (none)

Explanation/Reference:

QUESTION 19
SIMULATION

Please wait while the virtual machine loads. Once loaded, you may proceed to the lab section. This may take a few minutes, and the wait time will not be deducted from your overall test time.
When the Next button is available, click it to access the lab section. In this section, you will perform a set of tasks in a live environment. While most functionality will be available to you as it would be in a live environment, some functionality (e.g., copy and paste, ability to navigate to external websites) will not be possible by design.

Scoring is based on the outcome of performing the tasks stated in the lab. In other words, it doesn't matter how you accomplish the task, if you successfully perform it, you will earn credit for that task.

Labs are not timed separately, and this exam may have more than one lab that you must complete. You can use as much time as you would like to complete each lab. But, you should manage your time appropriately to ensure that you are able to complete the lab(s) and all other sections of the exam in the time provided.

Please note that once you submit your work by clicking the Next button within a lab, you will NOT be able to return to the lab.

You may now click next to proceed to the lab.

Lab information

Use the following login credentials as needed:
To enter your username, place your cursor in the Sign in box and click on the username below.
To enter your password, place your cursor in the Enter password box and click on the password below.
Microsoft 365 Username:
admin@LODSe426243.onmicrosoft.com
Microsoft 365 Password: 3&YWyjse-6-d
If the Microsoft 365 portal does not load successfully in the browser, press CTRL-K to reload the portal in a new

browser tab.

You need to create a group named Group2. Users who are added to Group2 must be licensed automatically for Microsoft Offline 365.

A. You need to create the group and assign a license to the group. Anyone who is added to the group will automatically be assigned the license that is assigned to the group.

1. Go to the Azure Active Directory admin center.
2. Select the Azure Active Directory link then select Groups.
3. Click the New Group link.
4. Select `Security' as the group type and enter `Group2' for the group name.
5. Click the Create button to create the group.
6. Back in the Groups list, select Group2 to open the properties page for the group.
7. Select `Licenses'.
8. Select the `+ Assignments' link.
9. Tick the box to select the license.
10. Click the Save button to save the changes.

Answer: A
Section: (none)

Explanation/Reference:

QUESTION 20
SIMULATION

Please wait while the virtual machine loads. Once loaded, you may proceed to the lab section. This may take a few minutes, and the wait time will not be deducted from your overall test time.
When the Next button is available, click it to access the lab section. In this section, you will perform a set of tasks in a live environment. While most functionality will be available to you as it would be in a live environment, some functionality (e.g., copy and paste, ability to navigate to external websites) will not be possible by design.

Scoring is based on the outcome of performing the tasks stated in the lab. In other words, it doesn't matter how you accomplish the task, if you successfully perform it, you will earn credit for that task.

Labs are not timed separately, and this exam may have more than one lab that you must complete. You can use as much time as you would like to complete each lab. But, you should manage your time appropriately to ensure that you are able to complete the lab(s) and all other sections of the exam in the time provided.

Please note that once you submit your work by clicking the Next button within a lab, you will NOT be able to return to the lab.

You may now click next to proceed to the lab.

Lab information

Use the following login credentials as needed:
To enter your username, place your cursor in the Sign in box and click on the username below.
To enter your password, place your cursor in the Enter password box and click on the password below.
Microsoft 365 Username:
admin@LODSe426243.onmicrosoft.com
Microsoft 365 Password: 3&YWyjse-6-d
If the Microsoft 365 portal does not load successfully in the browser, press CTRL-K to reload the portal in a new browser tab.

You have a user named Grady Archie. The solution must meet the following requirements:
- Grady Archie must be able to add payment methods to your Microsoft Office 365 tenant.
- The solution must minimize the number of licenses assigned to users.
- The solution must use the principle of least privilege.

A. You need to assign the `Billing Administrator' role to Grady Archie.

1. Go to the Azure Active Directory admin center.
2. Select Users.
3. Select the Grady Archie account to open the account properties page.
4. Select `Assigned roles'.
5. Click the `Add Assignments' button.
6. Select Billing Administrator then click the Add button.

Answer: A
Section: (none)

Explanation/Reference:

QUESTION 21
SIMULATION

Please wait while the virtual machine loads. Once loaded, you may proceed to the lab section. This may take a few minutes, and the wait time will not be deducted from your overall test time.
When the Next button is available, click it to access the lab section. In this section, you will perform a set of tasks in a live environment. While most functionality will be available to you as it would be in a live environment, some functionality (e.g., copy and paste, ability to navigate to external websites) will not be possible by design.

Scoring is based on the outcome of performing the tasks stated in the lab. In other words, it doesn't matter how you accomplish the task, if you successfully perform it, you will earn credit for that task.

Labs are not timed separately, and this exam may have more than one lab that you must complete. You can use as much time as you would like to complete each lab. But, you should manage your time appropriately to ensure that you are able to complete the lab(s) and all other sections of the exam in the time provided.

Please note that once you submit your work by clicking the Next button within a lab, you will NOT be able to return to the lab.

You may now click next to proceed to the lab.

Lab information

Use the following login credentials as needed:
To enter your username, place your cursor in the Sign in box and click on the username below.
To enter your password, place your cursor in the Enter password box and click on the password below.
Microsoft 365 Username:
admin@LODSe426243.onmicrosoft.com
Microsoft 365 Password: 3&YWyjse-6-d
If the Microsoft 365 portal does not load successfully in the browser, press CTRL-K to reload the portal in a new browser tab.

Your organization plans to open an office in New York, and then to add 100 users to the office. The city attribute for all new users will be New York.

You need to ensure that all the new users in the New York office are licensed for Microsoft Office 365 automatically.

A. You need create a dynamic group based on the city attribute. You then need to assign a license to the group. User accounts with the city attribute set to `New York will automatically be added to the group. Anyone who is added to the group will automatically be assigned the license that is assigned to the group.

1. Go to the Azure Active Directory admin center.
2. Select Azure Active Directory then select Groups.
3. Click on the New Group link.
4. Give the group a name such as New York Users.
5. Select Users as the membership type.
6. Select `Add dynamic query'.
7. Select `City' in the Property drop-down box.
8. Select `Equals' in the Operator drop-down box.
9. Enter `New York' as the Value. You should see the following text in the Expression box: user.city -eq "New York"
10. Click Save to create the group.
11. In the Groups list, select the new group to open the properties page for the group.
12. Select `Licenses'.
13. Select the `+ Assignments' link.
14. Tick the box to select the license.
15. Click the Save button to save the changes.

Answer: A
Section: (none)

Explanation/Reference:

QUESTION 22
SIMULATION

Please wait while the virtual machine loads. Once loaded, you may proceed to the lab section. This may take a few minutes, and the wait time will not be deducted from your overall test time.
When the Next button is available, click it to access the lab section. In this section, you will perform a set of tasks in a live environment. While most functionality will be available to you as it would be in a live environment, some functionality (e.g., copy and paste, ability to navigate to external websites) will not be possible by design.

Scoring is based on the outcome of performing the tasks stated in the lab. In other words, it doesn't matter how you accomplish the task, if you successfully perform it, you will earn credit for that task.

Labs are not timed separately, and this exam may have more than one lab that you must complete. You can use as much time as you would like to complete each lab. But, you should manage your time appropriately to ensure that you are able to complete the lab(s) and all other sections of the exam in the time provided.

Please note that once you submit your work by clicking the Next button within a lab, you will NOT be able to return to the lab.

You may now click next to proceed to the lab.

Lab information

Use the following login credentials as needed:
To enter your username, place your cursor in the Sign in box and click on the username below.
To enter your password, place your cursor in the Enter password box and click on the password below.

Microsoft 365 Username:
admin@LODSe426243.onmicrosoft.com
Microsoft 365 Password: 3&YWyjse-6-d
If the Microsoft 365 portal does not load successfully in the browser, press CTRL-K to reload the portal in a new browser tab.

Alex Wilber must be able to reset the password of each user in your organization. The solution must prevent Alex Wilber from modifying the password of global administrators.

A. You need to assign the `Password Administrator' role to Alex Wilber. A user assigned the Password Administrator role can reset passwords for non-administrators and Password administrators.

   1. Go to the Azure Active Directory admin center.
   2. Select Users.
   3. Select the Alex Wilber account to open the account properties page.
   4. Select `Assigned roles'.
   5. Click the `Add Assignments' button.
   6. Select Password Administrator then click the Add button.

Answer: A
Section: (none)

Explanation/Reference:

QUESTION 23
SIMULATION

Please wait while the virtual machine loads. Once loaded, you may proceed to the lab section. This may take a few minutes, and the wait time will not be deducted from your overall test time.
When the Next button is available, click it to access the lab section. In this section, you will perform a set of tasks in a live environment. While most functionality will be available to you as it would be in a live environment, some functionality (e.g., copy and paste, ability to navigate to external websites) will not be possible by design.

Scoring is based on the outcome of performing the tasks stated in the lab. In other words, it doesn't matter how you accomplish the task, if you successfully perform it, you will earn credit for that task.

Labs are not timed separately, and this exam may have more than one lab that you must complete. You can use as much time as you would like to complete each lab. But, you should manage your time appropriately to ensure that you are able to complete the lab(s) and all other sections of the exam in the time provided.

Please note that once you submit your work by clicking the Next button within a lab, you will NOT be able to return to the lab.

You may now click next to proceed to the lab.

Lab information

Use the following login credentials as needed:
To enter your username, place your cursor in the Sign in box and click on the username below.
To enter your password, place your cursor in the Enter password box and click on the password below.
Microsoft 365 Username:
admin@LODSe426243.onmicrosoft.com
Microsoft 365 Password: 3&YWyjse-6-d
If the Microsoft 365 portal does not load successfully in the browser, press CTRL-K to reload the portal in a new browser tab.

You plan to migrate data from an on-premises email system to your Microsoft 365 tenant.

You need to ensure that Debra Berger can import a PST file.

A. Debra will need the Mailbox Import Export and Mail Recipients roles to be able to import PST files. These roles cannot be assigned directly to a user account. The way to assign just those two roles to a user is to create a new role group, assign the roles to the role group and add the user as a member.

1. Go to the Exchange admin center.
2. Select Permissions.
3. In the Admin roles section, click the plus (+) sign to create a new role.
4. Give the role group a name such as PST Import.
5. In the roles section, click the plus (+) sign.
6. Select the Mailbox Import Export and Mail Recipients roles and click Add to add the roles.
7. In the Members section, click the plus (+) sign.
8. Select Debra Berger then click Add then Ok to add Debra as a member of the new role group.
9. Click the Save button to save the new role group.

Answer: A
Section: (none)

Explanation/Reference:

QUESTION 24
HOTSPOT

Your company has a Microsoft Azure Active Directory (Azure AD) tenant named contoso.onmicrosoft.com that contains the users shown in the following table:

Name	Role
User1	Password administrator
User2	Security administrator
User3	User administrator
User4	*None*

You need to identify which users can perform the following administrative tasks:
- Reset the password of User4.
- Modify the value for the manager attribute of User4.

Which users should you identify for each task? To answer, select the appropriate options in the answer area.

NOTE: Each correct selection is worth one point.

Hot Area:

Answer Area

Reset the password of User4:

User1 only
User2 only
User1 and User2 only
User1 and User3 only
User1, User2, and Use

Modify the value for the manager attribute of User4:

User2 only
User3 only
User1 and User3 only
User2 and User3 only
User1, User2, and Us

Answer:

Answer Area

Reset the password of User4:

User1 only
User2 only
User1 and User2 only
User1 and User3 only
User1, User2, and Use

Modify the value for the manager attribute of User4:

User2 only
User3 only
User1 and User3 only
User2 and User3 only
User1, User2, and Us

Section: (none)

Explanation/Reference:

QUESTION 25
HOTSPOT

Your company has offices in several cities and 100,000 users.
The network contains an Active Directory domain named contoso.com.

You purchase Microsoft 365 and plan to deploy several Microsoft 365 services.
You are evaluating the implementation of pass-through authentication and seamless SSO. Azure AD Connect will NOT be in staging mode.

You need to identify the redundancy limits for the planned implementation.

What should you identify? To answer, select the appropriate options in the answer area.

NOTE: Each correct selection is worth one point.

Hot Area:

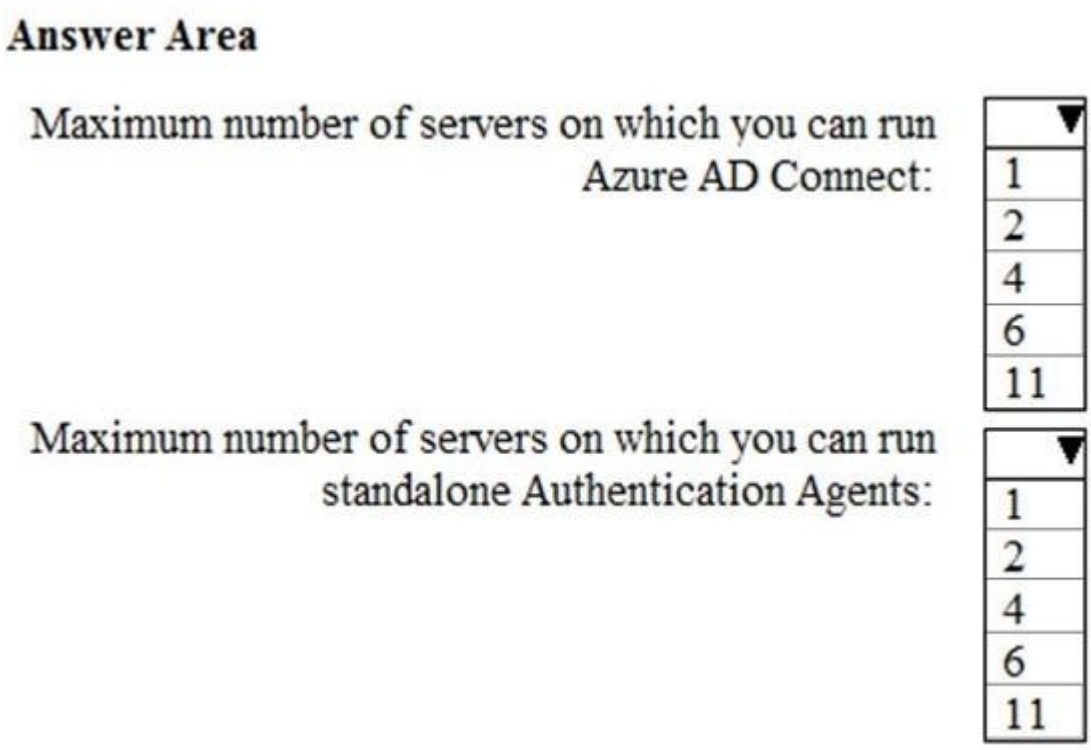

Answer:

Answer Area

Maximum number of servers on which you can run Azure AD Connect:	1
Maximum number of servers on which you can run standalone Authentication Agents:	11

Section: (none)

Explanation/Reference:

QUESTION 26
Note: This question is part of a series of questions that present the same scenario. Each question in the series contains a unique solution that might meet the stated goals.
Some question sets might have more than one correct solution, while others might not have a correct solution.
After you answer a question in this section, you will **NOT** be able to return to it. As a result, these questions will not appear in the review screen.

Your network contains an on-premises Active Directory forest named contoso.com.
The forest contains the following domains:
- Contoso.com
- East.contoso.com

An Azure AD Connect server is deployed to contoso.com. Azure AD Connect syncs to an Azure Active Directory (Azure AD) tenant.
You deploy a new domain named west.contoso.com to the forest.
You need to ensure that west.contoso.com syncs to the Azure AD tenant.

Solution: You create an Azure DNS zone for west.contoso.com. On the on-premises DNS servers, you create a conditional forwarder for west.contoso.com.

Does this meet the goal?

A. Yes
B. No

Answer: B
Section: (none)

Explanation/Reference:

QUESTION 27
HOTSPOT

Your company has a Microsoft Azure Active Directory (Azure AD) tenant that contains the users shown in the following table:

Name	Role
User1	Privileged role administrator
User2	User administrator
User3	Security administrator
User4	Billing administrator

The tenant includes a security group named Admin1. Admin1 will be used to manage administrative accounts. External collaboration settings have default configuration.

You need to identify which users can perform the following administrative tasks:
- Create guest user accounts
- Add User3 to Admin1

Which users should you identify for each task? To answer, select the appropriate options in the answer area.

NOTE: Each correct selection is worth one point.

Hot Area:

Answer Area

Create guest user accounts:

- User4 only
- User2 only
- User3 only
- User2 and User3 only
- User1, User2 and User3 only
- User1, User2, User3, and User4

Add User3 to Admin1:

- User4 only
- User2 only
- User3 only
- User2 and User3 only
- User1, User2 and User3 only
- User1, User2, User3, and User4

Answer:

Answer Area

Create guest user accounts:

- User4 only
- **User2 only**
- User3 only
- User2 and User3 only
- User1, User2 and User3 only
- User1, User2, User3, and User4

Add User3 to Admin1:

- User4 only
- **User2 only**
- User3 only
- User2 and User3 only
- User1, User2 and User3 only
- User1, User2, User3, and User4

Section: (none)

Explanation/Reference:

QUESTION 28
You have a Microsoft 365 subscription that contains an Azure Active Directory (Azure AD) tenant named contoso.com.

Corporate policy states that user passwords must not include the word Contoso.

What should you do to implement the corporate policy?

A. From the Azure Active Directory admin center, configure the Password protection settings.
B. From the Microsoft 365 admin center, configure the Password policy settings.
C. From Azure AD Identity Protection, configure a sign-in risk policy.
D. From the Azure Active Directory admin center, create a conditional access policy.

Answer: A
Section: (none)

Explanation/Reference:

QUESTION 29
SIMULATION

Please wait while the virtual machine loads. Once loaded, you may proceed to the lab section. This may take a few minutes, and the wait time will not be deducted from your overall test time.
When the Next button is available, click it to access the lab section. In this section, you will perform a set of tasks in a live environment. While most functionality will be available to you as it would be in a live environment, some functionality (e.g., copy and paste, ability to navigate to external websites) will not be possible by design.

Scoring is based on the outcome of performing the tasks stated in the lab. In other words, it doesn't matter how you accomplish the task, if you successfully perform it, you will earn credit for that task.

Labs are not timed separately, and this exam may have more than one lab that you must complete. You can use as much time as you would like to complete each lab. But, you should manage your time appropriately to ensure that you are able to complete the lab(s) and all other sections of the exam in the time provided.

Please note that once you submit your work by clicking the Next button within a lab, you will NOT be able to return to the lab.

You may now click next to proceed to the lab.

Lab information

Use the following login credentials as needed:
To enter your username, place your cursor in the Sign in box and click on the username below.
To enter your password, place your cursor in the Enter password box and click on the password below.
Microsoft 365 Username:
admin@LODSe426243.onmicrosoft.com
Microsoft 365 Password: 3&YWyjse-6-d
If the Microsoft 365 portal does not load successfully in the browser, press CTRL-K to reload the portal in a new browser tab.

You recently discovered that several users in your organization have permissions on the mailbox of another user in the organization.

You need to ensure that Lee Gu receives a notification when a user is granted permissions on another user's mailbox.

To answer the question, sign in to the Microsoft 365 portal.

A. Create an activity alert
1. Go to https://protection.office.com/managealerts.
2. Sign in to Office 365 using your work or school account.
3. On the Activity alerts page, click + New.
The flyout page to create an activity alert is displayed.

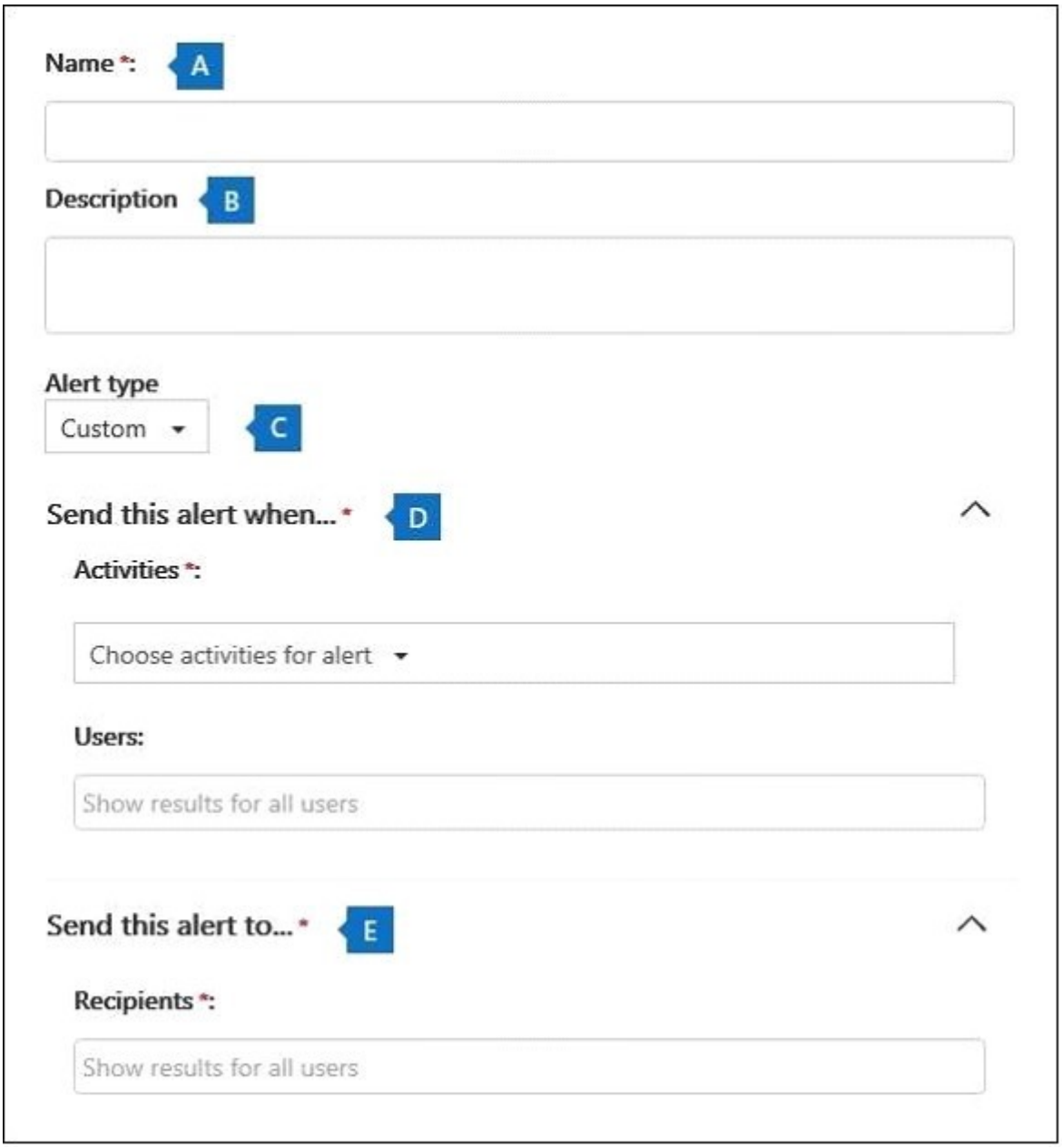

4. Complete the following fields to create an activity alert:
⇨ Name - Type a name for the alert. Alert names must be unique within your organization.
⇨ Description (Optional) - Describe the alert, such as the activities and users being tracked, and the users that email notifications are sent to. Descriptions provide a quick and easy way to describe the purpose of the alert to other admins.
⇨ Alert type - Make sure the Custom option is selected.
⇨ Send this alert when ג€" Click Send this alert when and then configure these two fields:
- Activities - Click the drop-down list to display the activities that you can create an alert for. This is the same activities list that's displayed when you search the Office 365 audit log. You can select one or more specific activities or you can click the activity group name to select all activities in the group. For a description of these activities, see the "Audited activities" section in Search the audit log. When a user performs any of the activities that you've added to the alert, an email notification is sent.
- Users - Click this box and then select one or more users. If the users in this box perform the activities that you added to the Activities box, an alert will be sent. Leave the Users box blank to send an alert when any user in your organization performs the activities specified by the alert.
⇨ Send this alert to ג€" Click Send this alert, and then click in the Recipients box and type a name to add a

Answer: A
Section: (none)

Explanation/Reference:

QUESTION 30
SIMULATION

Please wait while the virtual machine loads. Once loaded, you may proceed to the lab section. This may take a few minutes, and the wait time will not be deducted from your overall test time.
When the Next button is available, click it to access the lab section. In this section, you will perform a set of tasks in a live environment. While most functionality will be available to you as it would be in a live environment, some functionality (e.g., copy and paste, ability to navigate to external websites) will not be possible by design.

Scoring is based on the outcome of performing the tasks stated in the lab. In other words, it doesn't matter how you accomplish the task, if you successfully perform it, you will earn credit for that task.

Labs are not timed separately, and this exam may have more than one lab that you must complete. You can use as much time as you would like to complete each lab. But, you should manage your time appropriately to ensure that you are able to complete the lab(s) and all other sections of the exam in the time provided.

Please note that once you submit your work by clicking the Next button within a lab, you will NOT be able to return to the lab.

You may now click next to proceed to the lab.

Lab information

Use the following login credentials as needed:
To enter your username, place your cursor in the Sign in box and click on the username below.
To enter your password, place your cursor in the Enter password box and click on the password below.
Microsoft 365 Username:
admin@LODSe426243.onmicrosoft.com
Microsoft 365 Password: 3&YWyjse-6-d
If the Microsoft 365 portal does not load successfully in the browser, press CTRL-K to reload the portal in a new browser tab.

You need to ensure that all the users in your organization are prompted to change their password every 180 days.

To answer the question, sign in to the Microsoft 365 portal.

A. You need to configure the Password Expiration Policy.

1. Sign in to the Microsoft 365 Admin Center.
2. In the left navigation pane, expand the Settings section then select the Settings option.
3. Click on Security and Privacy.
4. Select the Password Expiration Policy.
5. Ensure that the checkbox labelled "Set user passwords to expire after a number of days" is ticked.
6. Enter 180 in the "Days before passwords expire" field.
7. Click the `Save changes' button.

Answer: A
Section: (none)

Explanation/Reference:

QUESTION 31
HOTSPOT

Your network contains an on-premises Active Directory domain named adatum.com that syncs to Azure Active Directory (Azure AD) by using the Azure AD Connect Express Settings. Password writeback is disabled.

You create a user named User1 and enter Pass in the Password field as shown in the following exhibit:



The Azure AD password policy is configured as shown in the following exhibit.

Hot Area:

Answer Area

Statements	Yes
User1 can sign in to Azure AD.	○
User1 can change the password immediately by using the My Apps portal.	○
From Azure AD, User1 must change the password every 90 days.	○

Answer:

Answer Area

Statements	Yes
User1 can sign in to Azure AD.	○
User1 can change the password immediately by using the My Apps portal.	○
From Azure AD, User1 must change the password every 90 days.	○

Section: (none)

Explanation/Reference:

QUESTION 32
SIMULATION

Please wait while the virtual machine loads. Once loaded, you may proceed to the lab section. This may take a few minutes, and the wait time will not be deducted from your overall test time.
When the Next button is available, click it to access the lab section. In this section, you will perform a set of tasks in a live environment. While most functionality will be available to you as it would be in a live environment, some functionality (e.g., copy and paste, ability to navigate to external websites) will not be possible by design.

Scoring is based on the outcome of performing the tasks stated in the lab. In other words, it doesn't matter how

you accomplish the task, if you successfully perform it, you will earn credit for that task.

Labs are not timed separately, and this exam may have more than one lab that you must complete. You can use as much time as you would like to complete each lab. But, you should manage your time appropriately to ensure that you are able to complete the lab(s) and all other sections of the exam in the time provided.

Please note that once you submit your work by clicking the Next button within a lab, you will NOT be able to return to the lab.

You may now click next to proceed to the lab.

Lab information

Use the following login credentials as needed:

To enter your username, place your cursor in the Sign in box and click on the username below.

To enter your password, place your cursor in the Enter password box and click on the password below.

Microsoft 365 Username:
admin@LODSe426243.onmicrosoft.com

Microsoft 365 Password: 3&YWyjse-6-d

If the Microsoft 365 portal does not load successfully in the browser, press CTRL-K to reload the portal in a new browser tab.

You need to add Adele Vance to a group named Managers. The solution must ensure that you can grant permissions to Managers.

To answer, sign in to the Microsoft 365 portal.

A. You need to create a group named Managers and add Adele Vance to the group. To ensure that you can grant permissions to the Managers group, the group needs to be a Security Group.

    1. Sign in to the Microsoft 365 Admin Center.
    2. In the left navigation pane, expand the Groups section then select Groups.
    3. Click the `Add a group' link.
    4. For the group type, select Security and click Next.
    5. Enter `Managers' in the Name field and click Next.
    6. Click the `Create Group' button to create the Managers group.
    7. In the list of groups, select the Managers group.
    8. Click the Members link.
    9. Click the `View all and manage members link'.
    10. Click the `Add Members' button.
    11. Select Adele Vance and click the Save button.
    12. Click the Close button to close the group page.

Answer: A
Section: (none)

Explanation/Reference:

QUESTION 33
SIMULATION

Please wait while the virtual machine loads. Once loaded, you may proceed to the lab section. This may take a few minutes, and the wait time will not be deducted from your overall test time.
When the Next button is available, click it to access the lab section. In this section, you will perform a set of tasks in a live environment. While most functionality will be available to you as it would be in a live environment, some functionality (e.g., copy and paste, ability to navigate to external websites) will not be possible by design.

Scoring is based on the outcome of performing the tasks stated in the lab. In other words, it doesn't matter how you accomplish the task, if you successfully perform it, you will earn credit for that task.

Labs are not timed separately, and this exam may have more than one lab that you must complete. You can use as much time as you would like to complete each lab. But, you should manage your time appropriately to ensure that you are able to complete the lab(s) and all other sections of the exam in the time provided.

Please note that once you submit your work by clicking the Next button within a lab, you will NOT be able to return to the lab.

You may now click next to proceed to the lab.

Lab information

Use the following login credentials as needed:

To enter your username, place your cursor in the Sign in box and click on the username below.

To enter your password, place your cursor in the Enter password box and click on the password below.

Microsoft 365 Username:
admin@LODSe426243.onmicrosoft.com

Microsoft 365 Password: 3&YWyjse-6-d

If the Microsoft 365 portal does not load successfully in the browser, press CTRL-K to reload the portal in a new browser tab.

You need to create a policy that allows a user named Lee Gu to use Outlook Web App to review 50 percent of the outbound email messages sent by a user named Joni Sherman.

A. You need to configure a Supervision Policy.

1. Go to https://protection.office.com or navigate to the Security & Compliance admin center.
2. In the left navigation pane, select Supervision.
3. Click the `+Create' button to create a new supervision policy.
4. Give the policy a name such as `Joni Sherman' and click Next.
5. In the `Supervised users' section, click `+Add users or groups'.
6. Select Joni Sherman from the users list and click the Add button.
7. Deselect the `Teams chats' and `Skype for Business Conversations' checkboxes leaving only the `Exchange Email' checkbox ticked and click Next.
8. Under `Direction is', deselect Inbound leaving only Outbound selected and click Next.
9. In the `Percentage to review' section, enter 50 and click Next.
10. In the `Reviewers' section, start typing Lee Gu then select his account when it appears.
11. Click Next.
12. On the `Review your settings' page, check the settings are correct the click the Finish button to create the policy.

Answer: A
Section: (none)

Explanation/Reference:

QUESTION 34
SIMULATION

Please wait while the virtual machine loads. Once loaded, you may proceed to the lab section. This may take a few minutes, and the wait time will not be deducted from your overall test time.
When the Next button is available, click it to access the lab section. In this section, you will perform a set of tasks in a live environment. While most functionality will be available to you as it would be in a live environment, some functionality (e.g., copy and paste, ability to navigate to external websites) will not be possible by design.

Scoring is based on the outcome of performing the tasks stated in the lab. In other words, it doesn't matter how you accomplish the task, if you successfully perform it, you will earn credit for that task.

Labs are not timed separately, and this exam may have more than one lab that you must complete. You can use as much time as you would like to complete each lab. But, you should manage your time appropriately to ensure that you are able to complete the lab(s) and all other sections of the exam in the time provided.

Please note that once you submit your work by clicking the Next button within a lab, you will NOT be able to return to the lab.

You may now click next to proceed to the lab.

Lab information

Use the following login credentials as needed:

To enter your username, place your cursor in the Sign in box and click on the username below.

To enter your password, place your cursor in the Enter password box and click on the password below.

Microsoft 365 Username:
admin@LODSe426243.onmicrosoft.com

Microsoft 365 Password: 3&YWyjse-6-d

If the Microsoft 365 portal does not load successfully in the browser, press CTRL-K to reload the portal in a new browser tab.

You need to ensure that all the users in your organization are prompted to change their password every 60 days. The solution must ensure that the users are reminded that their password must be changed 10 days before the required change.

To answer, sign in to the Microsoft 365 portal.

A. You need to configure the Password Expiration Policy.

1. Sign in to the Microsoft 365 Admin Center.
2. In the left navigation pane, expand the Settings section then select the Settings option.
3. Click on Security and Privacy.
4. Select the Password Expiration Policy.
5. Ensure that the checkbox labelled "Set user passwords to expire after a number of days" is ticked.
6. Enter 60 in the "Days before passwords expire" field.
7. Enter 10 in the "Days before a user is notified about expiration" field.
8. Click the `Save changes' button.

Answer: A
Section: (none)

Explanation/Reference:

QUESTION 35
Note: This question is part of a series of questions that present the same scenario. Each question in the series contains a unique solution that might meet the stated goals.
Some question sets might have more than one correct solution, while others might not have a correct solution.
After you answer a question in this section, you will **NOT** be able to return to it. As a result, these questions will not appear in the review screen.

Your network contains an on-premises Active Directory forest named contoso.com. The forest contains the following domains:

Contoso.com
East.contoso.com

An Azure AD Connect server is deployed to contoso.com. Azure AD Connect syncs to an Azure Active Directory (Azure AD) tenant.

You deploy a new domain named west.contoso.com to the forest.

You need to ensure that west.contoso.com syncs to the Azure AD tenant.

Solution: You install a new Azure AD Connect server in west.contoso.com and set AD Connect to active mode.

Does this meet the goal?

A. Yes
B. No

Answer: B
Section: (none)

Explanation/Reference:

QUESTION 36
Note: This question is part of a series of questions that present the same scenario. Each question in the series contains a unique solution that might meet the stated goals.
Some question sets might have more than one correct solution, while others might not have a correct solution.
After you answer a question in this section, you will **NOT** be able to return to it. As a result, these questions will

not appear in the review screen.

Your network contains an on-premises Active Directory forest named contoso.com. The forest contains the following domains:

Contoso.com
East.contoso.com

An Azure AD Connect server is deployed to contoso.com. Azure AD Connect syncs to an Azure Active Directory (Azure AD) tenant.

You deploy a new domain named west.contoso.com to the forest.

You need to ensure that west.contoso.com syncs to the Azure AD tenant.

Solution: You install a new Azure AD Connect server in west.contoso.com and set AD Connect to staging mode.

Does this meet the goal?

A. Yes
B. No

Answer: B
Section: (none)

Explanation/Reference:

QUESTION 37
You have a Microsoft 365 subscription that contains the domains shown in the following exhibit:

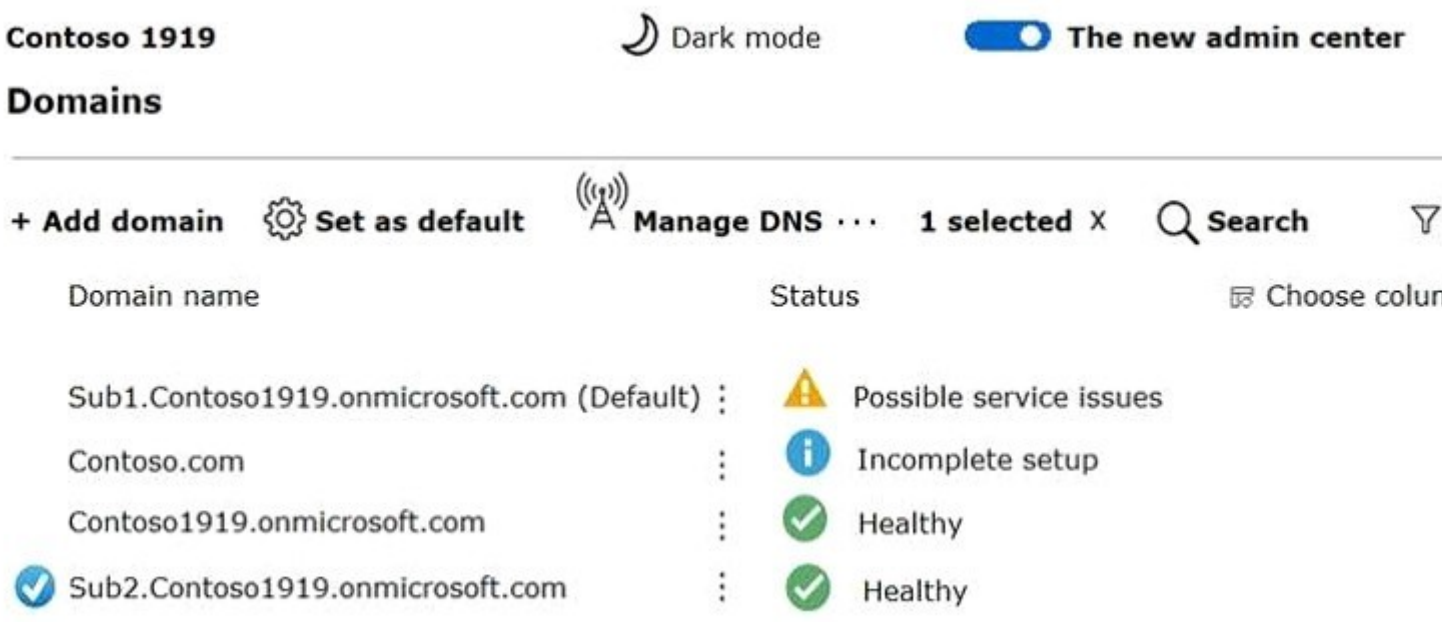

Which domain name suffixes can you use when you create users?

A. Only Sub1.Contoso1919.onmicrosoft.com
B. Only Contoso1919.onmicrosoft.com and Sub2.Contoso1919.onmicrosoft.com
C. Only Contoso1919.onmicrosoft.com, Sub1.Contoso1919.onmicrosoft.com, and Sub2.Contoso1919.onmicrosoft.com
D. All the domains in the subscription

Answer: C
Section: (none)

Explanation/Reference:

QUESTION 38
You have a Microsoft 365 subscription that contains the users shown in the following table:

Name	Microsoft 365 admin role	Microsoft Exchange Online admin role
User1	Global admin	*None*
User2	Exchange admin	*None*
User3	Service support admin	*None*
User4	*None*	Organization Management

You plan to use Exchange Online to manage email for a DNS domain.
An administrator adds the DNS domain to the subscription.

The DNS domain has a status of incomplete setup.

You need to identify which user can complete the setup of the DNS domain.

The solution must use the principle of least privilege.

Which user should you identify?

A. User1
B. User2
C. User3
D. User4

Answer: A
Section: (none)

Explanation/Reference:

QUESTION 39
Your network contains an on-premises Active Directory domain named contoso.com. The domain contains the objects shown in the following table:

Name	Configuration
Group1	Global security group
User1	Enabled user account
User2	Disabled user account

You configure Azure AD Connect to sync contoso.com to Azure Active Directory.

Which objects will sync to Azure AD?

A. Group1, User1, and User2
B. Group1 and User1 only
C. User1 and User2 only
D. Group1 only

Answer: A
Section: (none)

Explanation/Reference:

QUESTION 40
HOTSPOT

Your network contains an on-premises Active Directory domain that is synced to Microsoft Azure Active Directory (Azure AD) as shown in the following two exhibits:

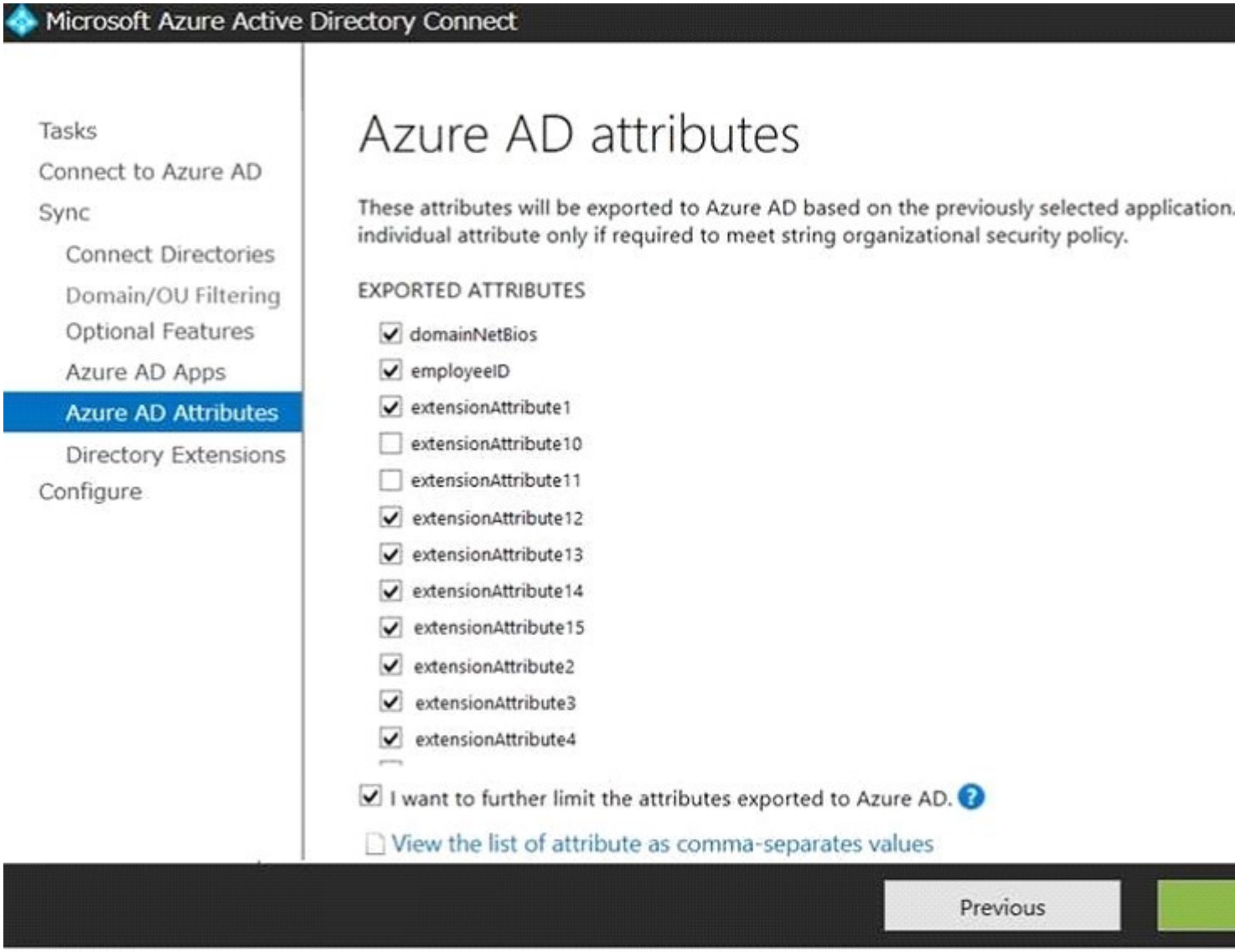
Microsoft Azure Active Directory Connect
Tasks
Connect to Azure AD
Sync
Connect Directories
Domain/OU Filtering
Optional Features
Azure AD Apps
Azure AD Attributes
Directory Extensions
Configure
Azure AD attributes
These attributes will be exported to Azure AD based on the previously selected application.
individual attribute only if required to meet string organizational security policy.
EXPORTED ATTRIBUTES
domainNetBios
employeeID
extensionAttribute1
extensionAttribute10
extensionAttribute11
extensionAttribute12
extensionAttribute13
extensionAttribute14
extensionAttribute15
extensionAttribute2
extensionAttribute3
extensionAttribute4
I want to further limit the attributes exported to Azure AD.
View the list of attribute as comma-separates values
Previous

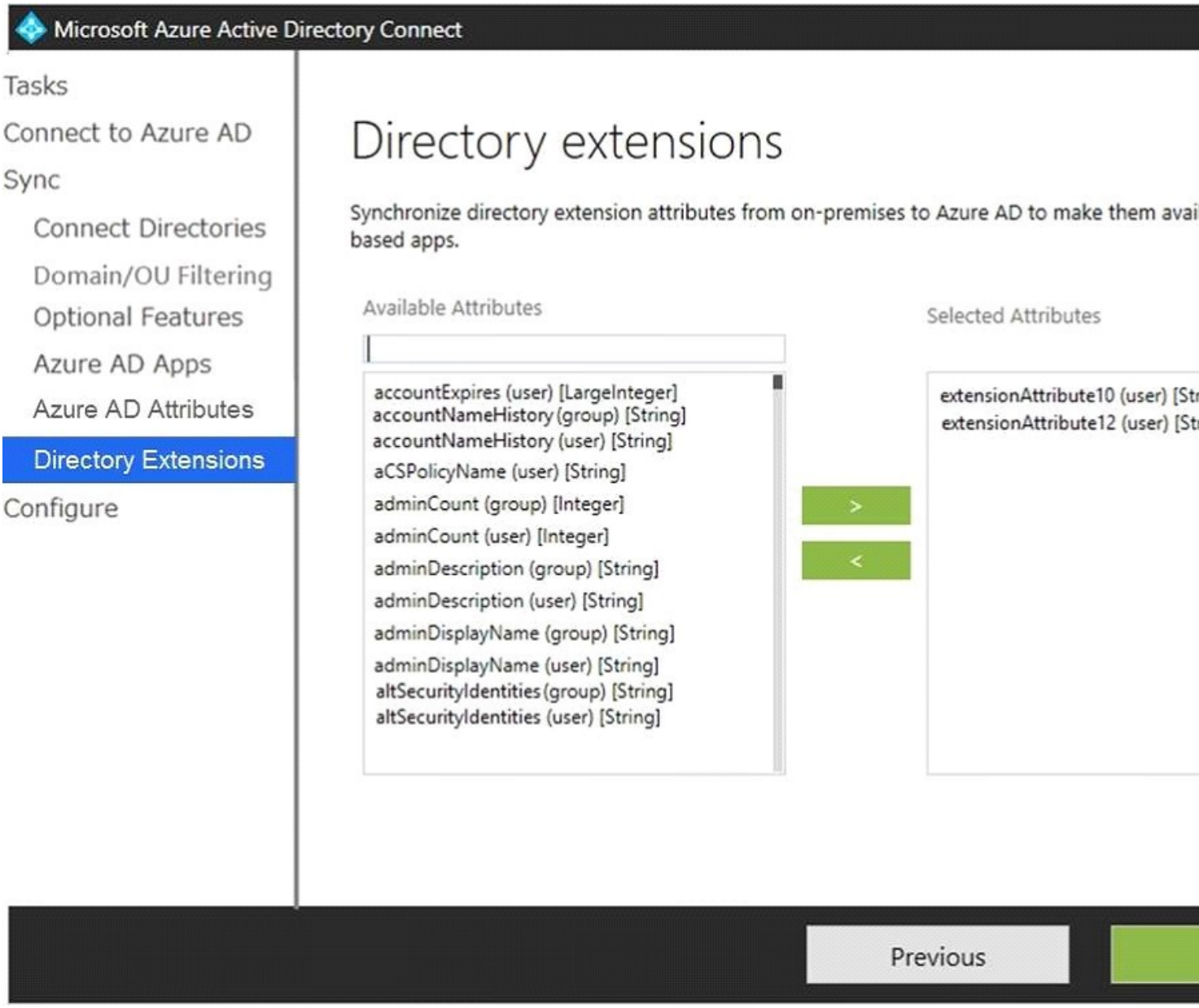

You create a user named User1 in Active Directory as shown in the following exhibit:

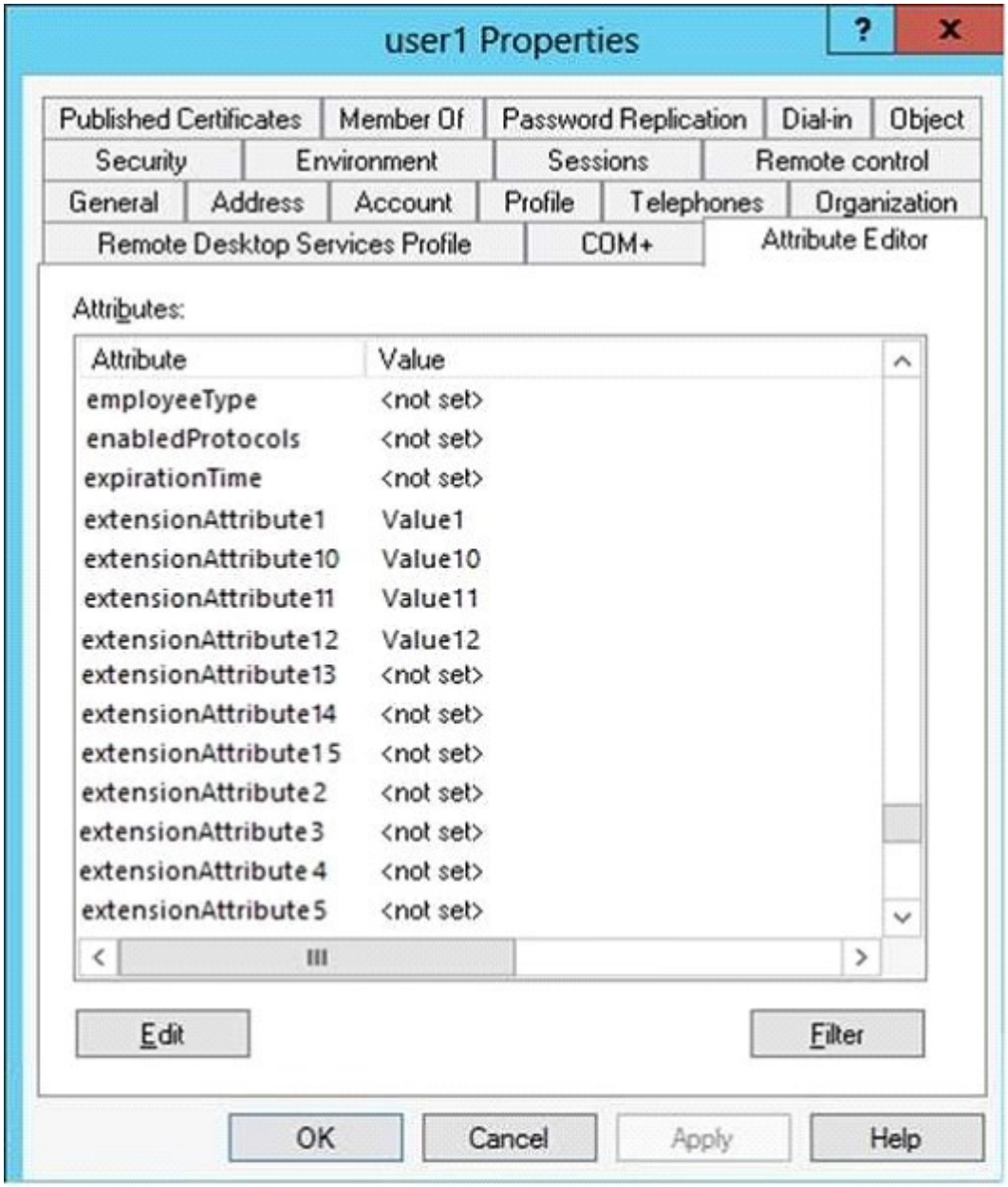

For each of the following statements, select Yes if the statement is true. Otherwise, select No.

NOTE: Each correct selection is worth one point.

Hot Area:

Answer Area

Statements	Yes
The value of extensionAttribute1 is synchronized to Azure AD.	○
The value of extensionAttribute10 is synchronized to Azure AD.	○
The value of extensionAttribute11 is synchronized to Azure AD.	○
The value of extensionAttribute12 is synchronized to Azure AD.	○

Answer:

Answer Area

Statements	Yes
The value of extensionAttribute1 is synchronized to Azure AD.	○
The value of extensionAttribute10 is synchronized to Azure AD.	○
The value of extensionAttribute11 is synchronized to Azure AD.	○
The value of extensionAttribute12 is synchronized to Azure AD.	○

Section: (none)

Explanation/Reference:

QUESTION 41
HOTSPOT

Your company has a Microsoft 365 subscription that contains the users shown in the following table:

Name	Role
User1	Global administrator
User2	Security administrator, Guest inviter
User3	None
User4	Password administrator

You need to identify which users can perform the following administrative tasks:
- Modify the password protection policy.
- Create guest user accounts.

Which users should you identify for each task?

To answer, select the appropriate options in the answer area.

NOTE: Each correct selection is worth one point.

Hot Area:



Answer:

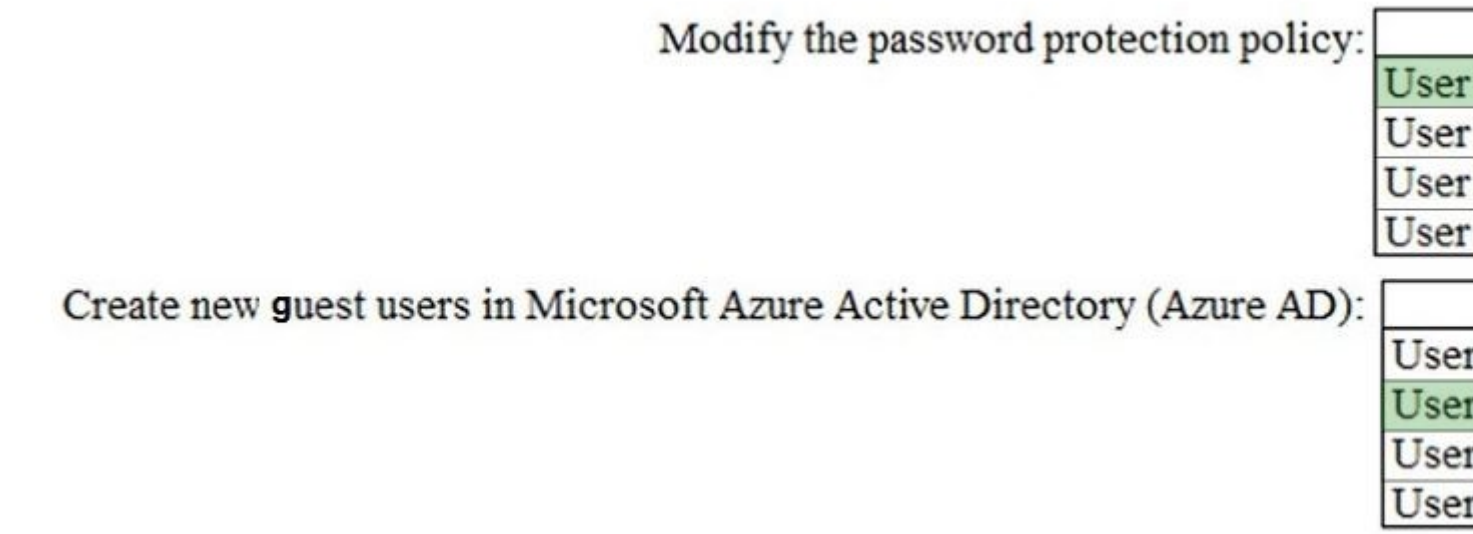

Section: (none)

Explanation/Reference:

QUESTION 42
Your network contains a single Active Directory domain and two Microsoft Azure Active Directory (Azure AD) tenants.

You plan to implement directory synchronization for both Azure AD tenants. Each tenant will contain some of the Active Directory users.

You need to recommend a solution for the planned directory synchronization.

What should you include in the recommendation?

A. Deploy two servers that run Azure AD Connect, and then filter the users for each tenant by using organizational unit (OU)-based filtering.
B. Deploy one server that runs Azure AD Connect, and then specify two sync groups.
C. Deploy one server that runs Azure AD Connect, and then filter the users for each tenant by using organizational unit (OU)-based filtering.
D. Deploy one server that runs Azure AD Connect, and then filter the users for each tenant by using domain-based filtering.

Answer: A
Section: (none)

Explanation/Reference:

QUESTION 43
HOTSPOT

Your company has a hybrid deployment of Microsoft 365.
An on-premises user named User1 is synced to Microsoft Azure Active Directory (Azure AD).

Azure AD Connect is configured as shown in the following exhibit:

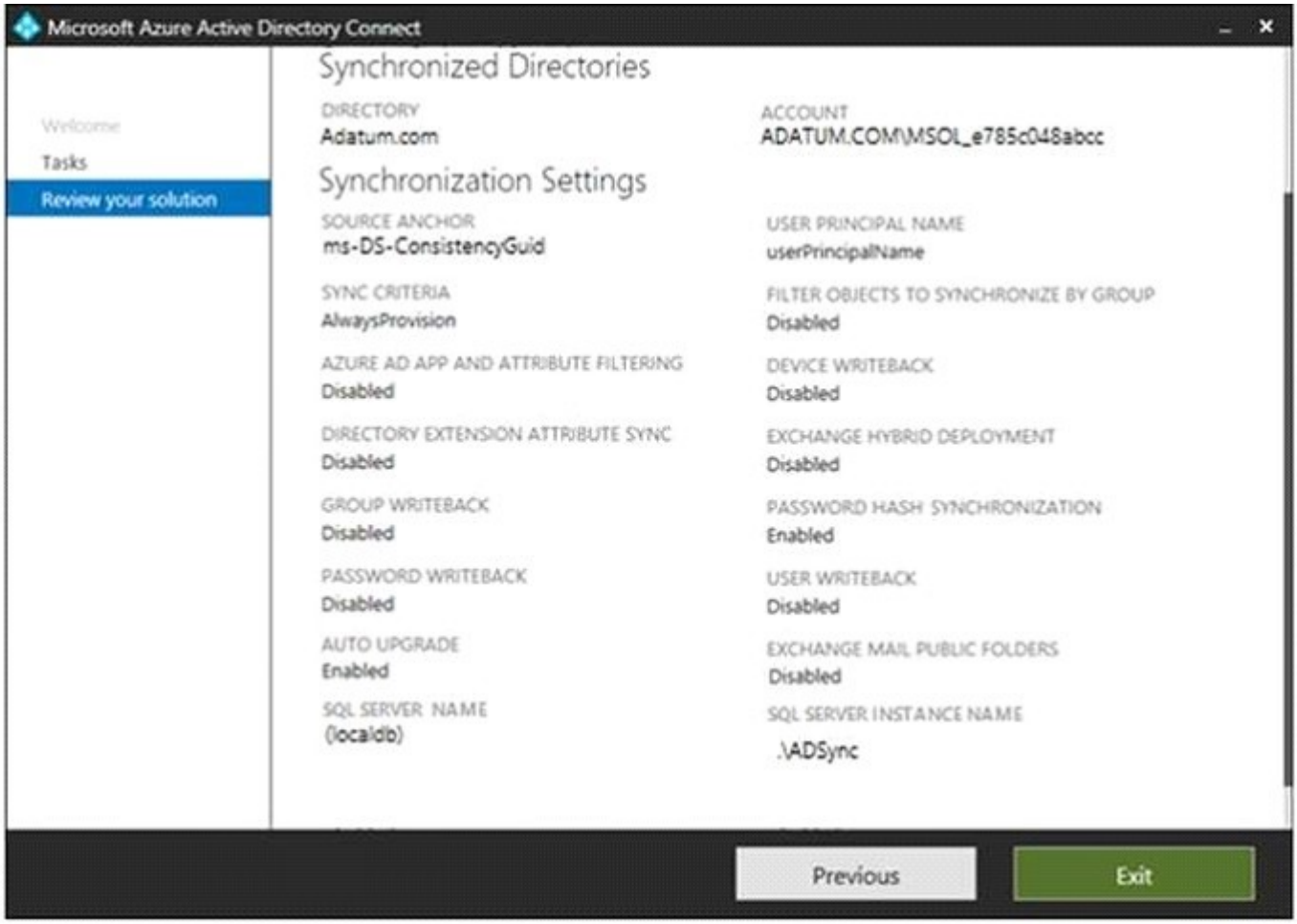

Use the drop-down menus to select the answer choice that completes each statement based on the information presented in the graphic.

NOTE: Each correct selection is worth one point.

Hot Area:

Answer Area

User1 [**answer choice**].

- cannot change her password from any M
- can change her password by using self-s
- can change her password from the Micr

If the password for User1 is changed in Active Directory, [**answer choice**].

- the password hash will be synchronized
- a new randomly generated password wil
- the password hash in Azure AD will be

Answer:

Answer Area

User1 [**answer choice**].

- cannot change her password from any M
- can change her password by using self-s
- can change her password from the Micr

If the password for User1 is changed in Active Directory, [**answer choice**].

- the password hash will be synchronized
- a new randomly generated password wil
- the password hash in Azure AD will be

Section: (none)

Explanation/Reference:

QUESTION 44
HOTSPOT

You have a Microsoft 365 E5 subscription linked to an Azure Active Directory (Azure AD) tenant named contoso.com. The tenant contains the users shown in the following table:

Name	Type	Source	Member of
User1@contoso.com	Member	Azure AD	Group1
User2@contoso.com	Member	Windows Server Active Directory	Group1
User3@outlook.com	Guest	Microsoft account	Group1

Password writeback is disabled in Azure AD Connect.
You enable self-service password reset (SSPR) for Group1.
You configure password protection for contoso.com as shown in the following exhibit:



For each of the following statements, select Yes if the statement is true. Otherwise, select No.

NOTE: Each correct selection is worth one point.

Hot Area:



Answer:

Answer Area

Statements	Yes
User1 can use SSPR to set his password to VeRYC0MplexPa55w.rd.	○
User2 can use SSPR to set his password to VeRYC0MplexPa55w.rd.	○
User3 can use SSPR to set his password to VeRYC0MplexPa55w.rd.	○

Section: (none)

Explanation/Reference:

QUESTION 45
You have a Microsoft 365 E5 subscription that is linked to an Azure Active Directory (Azure AD) tenant named contoso.com.
You purchase 100 Microsoft 365 Business Voice add-on licenses.

You need to ensure that the members of a group named Voice are assigned a Microsoft 365 Business Voice add-on license automatically.

What should you do?

A. From the Azure Active Directory admin center, modify the settings of the Voice group.
B. From the Microsoft 365 admin center, modify the settings of the Voice group.
C. From the Licenses page of the Microsoft 365 admin center, assign the licenses.

Answer: A
Section: (none)

Explanation/Reference:

QUESTION 46
Your company has a Microsoft Azure Active Directory (Azure AD) tenant named contoso.onmicrosoft.com that contains a user named User1.
You suspect that an imposter is signing in to Azure AD by using the credentials of User1.

You need to ensure that an administrator named Admin1 can view all the sign in details of User1 from the past 24 hours.

To which three roles should you add Admin1?

Each correct answer presents a complete solution.

NOTE: Each correct selection is worth one point.

A. Security administrator

B. Password administrator
C. User administrator
D. Compliance administrator
E. Reports reader
F. Security reader

Answer: AEF
Section: (none)

Explanation/Reference:

QUESTION 47
You have Microsoft 365 tenant that contains a Microsoft Power Platform environment named Environment1 (default). Environment1 contains a Microsoft
Dataverse database.

In the tenant, you create a user named User1. You assign a Microsoft Power Apps license to User1.

Which security role for Environment1 is assigned automatically to User1?

A. Environment maker
B. System customizer
C. Delegate
D. System customizer

Answer: A
Section: (none)

Explanation/Reference:

QUESTION 48
You have a hybrid deployment of Microsoft 365 that contains the users shown in the following table:

Name	Azure Active Directory (Azure AD) role	On-premises Active Directory group membership
User1	Cloud application administrator	*None*
User2	Application administrator	*None*
User3	Service administrator	*None*
User4	*None*	Domain Admins

You plan to provide access to an on-premises app named App1 by using Azure AD Application Proxy. App1 will be managed by User4.

You need to identify which user can install the Application Proxy connector.

Which user should you identify?

A. User1

B. User2
C. User3
D. User4

Answer: B
Section: (none)

Explanation/Reference:

QUESTION 49
HOTSPOT

You have a Microsoft 365 subscription that uses a default domain named contoso.com. The domain contains the users shown in the following table:

Name	Member of
User1	Compliant
User2	Group1, Group2

The domain contains the devices shown in the following table:

Name	Compliance status
Device1	Compliant
Device2	Noncompliant

The domain contains conditional access policies that control access to a cloud app named App1. The policies are configured as shown in the following table:

Name	Includes	Excludes	Device state includes	Device state excludes	Grant
Policy1	Group1	*None*	All device states	Devices marked as compliant	Block access
Policy2	Group1	Group2	*None*	*None*	Block Access
Policy3	Group1	*None*	All device states	*None*	Grant access

For each of the following statements, select Yes if the statement is true. Otherwise, select No.

NOTE: Each correct selection is worth one point.

Hot Area:

Answer Area

Statements	Yes	No
User1 can access App1 from Device1.	○	○
User2 can access App1 from Device1.	○	○
User2 can access App1 from Device2.	○	○

Answer:

Answer Area

Statements	Yes	No
User1 can access App1 from Device1.	○	○
User2 can access App1 from Device1.	○	○
User2 can access App1 from Device2.	○	○

Section: (none)

Explanation/Reference:

QUESTION 50
HOTSPOT

You have a Microsoft 365 subscription that contains a guest user named User1. User1 is assigned the User administrator role.

You have a Microsoft Azure Active Directory (Azure AD) tenant named contoso.com. Contoso.com is configured as shown in the following exhibit:

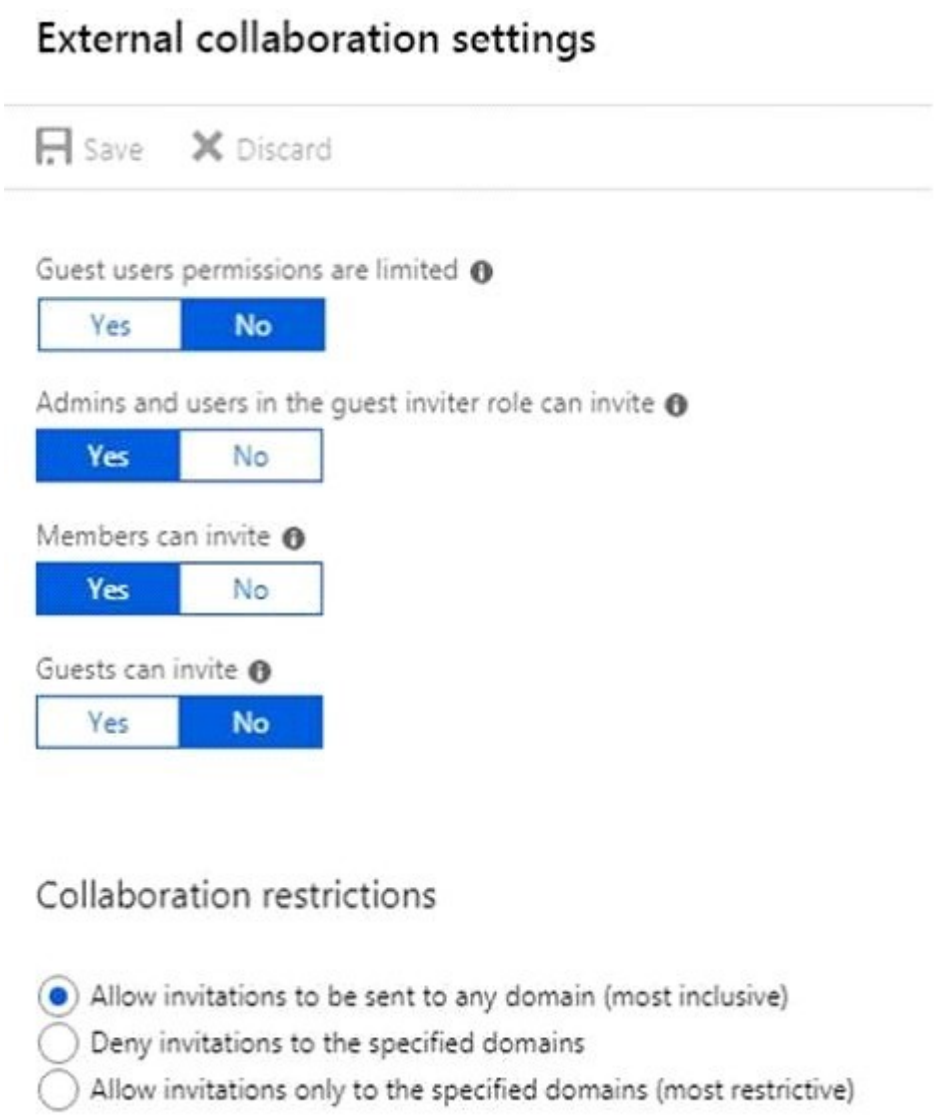

Use the drop-down menus to select the answer choice that completes each statement based on the information presented in the graphic.

NOTE: Each correct selection is worth one point.

Hot Area:

Answer Area

User1 can [**answer choice**].

- open the Azure portal only
- open the Azure portal and view users on
- open the Azure portal, view users, and c
- open the Azure portal, view users, create

All other guest users can [**answer choice**].

- open the Azure portal only
- open the Azure portal and view users on
- open the Azure portal, view users, and c
- open the Azure portal, view users, create

Answer:

Answer Area

User1 can [**answer choice**].

- open the Azure portal only
- open the Azure portal and view users on
- open the Azure portal, view users, and c
- open the Azure portal, view users, create

All other guest users can [**answer choice**].

- open the Azure portal only
- open the Azure portal and view users on
- open the Azure portal, view users, and c
- open the Azure portal, view users, create

Section: (none)

Explanation/Reference:

Exam D

QUESTION 1
You have a Microsoft 365 subscription and a Microsoft Azure Active Directory (Azure AD) tenant named contoso.com.

Contoso.com is configured as shown in the following exhibit:

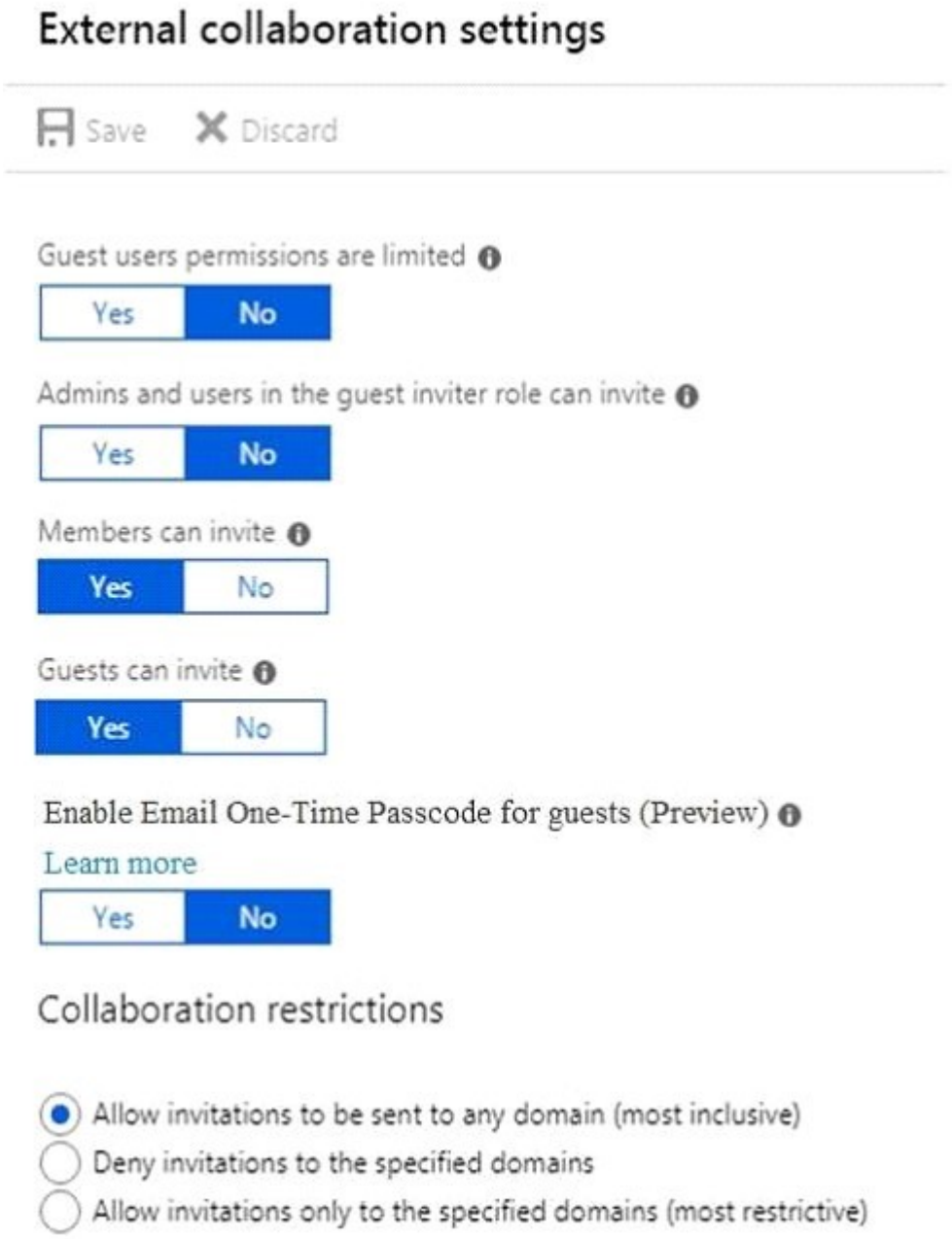

You need to ensure that guest users can be created in the tenant.

Which setting should you modify?

A. Guests can invite.
B. Guest users permissions are limited.

C. Members can invite.
D. Admins and users in the guest inviter role can invite.
E. Deny invitations to the specified domains.

Answer: D
Section: (none)

Explanation/Reference:

QUESTION 2
Your company recently purchased a Microsoft 365 subscription.

You enable Microsoft Azure Multi-Factor Authentication (MFA) for all 500 users in the Azure Active Directory (Azure AD) tenant.

You need to generate a report that lists all the users who completed the Azure MFA registration process.

What is the best approach to achieve the goal?

More than one answer choice may achieve the goal. Select the **BEST** answer.

A. From Azure Cloud Shell, run the Get-AzureADUser cmdlet.
B. From Azure Cloud Shell, run the Get-MsolUser cmdlet.
C. From the Azure Active Directory admin center, use the Usage & insights blade.
D. From the Azure Active Directory admin center, use the Risky sign-ins blade.

Answer: B
Section: (none)

Explanation/Reference:

QUESTION 3
You have a Microsoft 365 Enterprise subscription.
You have a conditional access policy to force multi-factor authentication when accessing Microsoft SharePoint from a mobile device.

You need to view which users authenticated by using multi-factor authentication.

What should you do?

A. From the Microsoft 365 admin center, view the Security & Compliance reports.
B. From the Azure Active Directory admin center, view the user sign-ins.
C. From the Microsoft 365 admin center, view the Usage reports.
D. From the Azure Active Directory admin center, view the audit logs.

Answer: B
Section: (none)

Explanation/Reference:

QUESTION 4
You have a Microsoft 365 Enterprise E5 subscription.

You need to enforce multi-factor authentication on all cloud-based applications for the users in the finance department.

What should you do?

A. Create a sign-in risk policy.
B. Create a new app registration.
C. Assign an Enterprise Mobility + Security E5 license to the finance department users.
D. Configure the sign-in status for the user accounts of the finance department users.

Answer: A
Section: (none)

Explanation/Reference:

QUESTION 5
Your network contains an on-premises Active Directory domain named contoso.local. The domain contains five domain controllers.

Your company purchases Microsoft 365 and creates a Microsoft Azure Active Directory (Azure AD) tenant named contoso.onmicrosoft.com.

You plan to implement pass-through authentication.

You need to prepare the environment for the planned implementation of pass-through authentication.

Which three actions should you perform? Each correct answer presents part of the solution.

NOTE: Each correct selection is worth one point.

A. Modify the email address attribute for each user account.
B. From the Azure portal, add a custom domain name.
C. From Active Directory Domains and Trusts, add a UPN suffix.
D. Modify the User logon name for each user account.
E. From the Azure portal, configure an authentication method.
F. From a domain controller, install an Authentication Agent.

Answer: BCF
Section: (none)

Explanation/Reference:

QUESTION 6
Note: This question is part of a series of questions that present the same scenario. Each question in the series contains a unique solution that might meet the stated goals.
Some question sets might have more than one correct solution, while others might not have a correct solution.
After you answer a question in this section, you will **NOT** be able to return to it. As a result, these questions will

not appear in the review screen.

Your company plans to deploy several Microsoft Office 365 services.
You need to design an authentication strategy for the planned deployment. The solution must meet the following requirements:
⇨ Users must be able to authenticate during business hours only.
⇨ Authentication requests must be processed successfully if a single server fails.
⇨ When the password for an on-premises user account expires, the new password must be enforced the next time the user signs in.
⇨ Users who connect to Office 365 services from domain-joined devices that are connected to the internal network must be signed in automatically.

Solution: You design an authentication strategy that contains a pass-through authentication model. The solution contains two servers that have an Authentication Agent installed and password hash synchronization configured.

Does this meet the goal?

A. Yes
B. No

Answer: B
Section: (none)

Explanation/Reference:

QUESTION 7
Note: This question is part of a series of questions that present the same scenario. Each question in the series contains a unique solution that might meet the stated goals.
Some question sets might have more than one correct solution, while others might not have a correct solution.
After you answer a question in this section, you will **NOT** be able to return to it. As a result, these questions will not appear in the review screen.

Your company plans to deploy several Microsoft Office 365 services.
You need to design an authentication strategy for the planned deployment. The solution must meet the following requirements:
⇨ Users must be able to authenticate during business hours only.
⇨ Authentication requests must be processed successfully if a single server fails.
⇨ When the password for an on-premises user account expires, the new password must be enforced the next time the user signs in.
⇨ Users who connect to Office 365 services from domain-joined devices that are connected to the internal network must be signed in automatically.

Solution: You design an authentication strategy that contains a pass-through authentication model. You install an Authentication Agent on three servers and configure seamless SSO.

Does this meet the goal?

A. Yes
B. No

Answer: A
Section: (none)

Explanation/Reference:

QUESTION 8
Note: This question is part of a series of questions that present the same scenario. Each question in the series contains a unique solution that might meet the stated goals.
Some question sets might have more than one correct solution, while others might not have a correct solution.
After you answer a question in this section, you will **NOT** be able to return to it. As a result, these questions will not appear in the review screen.

Your company plans to deploy several Microsoft Office 365 services.
You need to design an authentication strategy for the planned deployment. The solution must meet the following requirements:
- Users must be able to authenticate during business hours only.
- Authentication requests must be processed successfully if a single server fails.
- When the password for an on-premises user account expires, the new password must be enforced the next time the user signs in.
- Users who connect to Office 365 services from domain-joined devices that are connected to the internal network must be signed in automatically.

Solution: You design an authentication strategy that uses password hash synchronization and seamless SSO. The solution contains two servers that have an Authentication Agent installed.

Does this meet the goal?

A. Yes
B. No

Answer: B
Section: (none)

Explanation/Reference:

QUESTION 9
HOTSPOT

You have an Azure Active Directory (Azure AD) tenant named contoso.com that contains the users shown in the following table:

Name	Member of	Multi-Factor Auth Status
User1	Group1	Disabled
User2	Group1	Required

Multi-factor authentication (MFA) is configured to use 131.107.5.0/24 for trusted IPs.

The tenant contains the named locations shown in the following table:

Name	IP address range	Trusted location
Location 1	131.107.20.0/24	Yes
Location 2	131.107.50.0/24	Yes

You create a conditional access policy that has the following configurations:
- Users and groups assignment: All users
- Cloud apps assignment: App1
- Conditions: Include all trusted locations

⇨ Grant access: Require multi-factor authentication
For each of the following statements, select Yes if the statement is true. Otherwise, select No.

NOTE: Each correct selection is worth one point.

Hot Area:

Answer Area

Statements	Yes	No
When User1 connects to App1 from a device that has an IP address of 131.107.50.10, User1 must use MFA.	○	○
When User2 connects to App1 from a device that has an IP address of 131.107.20.15, User2 must use MFA.	○	○
When User2 connects to App1 from a device that has an IP address of 131.107.5.5, User2 must use MFA.	○	○

Answer:

Answer Area

Statements	Yes	No
When User1 connects to App1 from a device that has an IP address of 131.107.50.10, User1 must use MFA.	○	○
When User2 connects to App1 from a device that has an IP address of 131.107.20.15, User2 must use MFA.	○	○
When User2 connects to App1 from a device that has an IP address of 131.107.5.5, User2 must use MFA.	○	○

Section: (none)

Explanation/Reference:

QUESTION 10
You have a Microsoft 365 Enterprise E5 subscription.

You need to enforce multi-factor authentication on all cloud-based applications for the users in the finance department.

What should you do?

A. Create an activity policy.
B. Create a new app registration.
C. Create a conditional access policy.
D. Create a session policy.

Answer: C
Section: (none)

Explanation/Reference:

QUESTION 11
You have a Microsoft 365 subscription.

Your company deploys an Active Directory Federation Services (AD FS) solution.

You need to configure the environment to audit AD FS user authentication.

Which two actions should you perform? Each correct answer presents part of the solution.

NOTE: Each correct selection is worth one point.

A. From all the AD FS servers, run auditpol.exe.
B. From all the domain controllers, run the Set-AdminAuditLogConfig cmdlet and specify the - LogLevel parameter.
C. On a domain controller, install Azure AD Connect Health for AD DS.
D. From the Azure AD Connect server, run the Register-AzureADConnectHealthSyncAgent cmdlet.
E. On an AD FS server, install Azure AD Connect Health for AD FS.

Answer: AE
Section: (none)

Explanation/Reference:

QUESTION 12
Note: This question is part of a series of questions that present the same scenario. Each question in the series contains a unique solution that might meet the stated goals.
Some question sets might have more than one correct solution, while others might not have a correct solution.

After you answer a question in this section, you will **NOT** be able to return to it. As a result, these questions will not appear in the review screen.

Your network contains an Active Directory forest.
You deploy Microsoft 365.
You plan to implement directory synchronization.

You need to recommend a security solution for the synchronized identities. The solution must meet the following requirements:
⇨ Users must be able to authenticate successfully to Microsoft 365 services if Active Directory becomes unavailable.
⇨ User passwords must be 10 characters or more.

Solution: Implement password hash synchronization and configure password protection in the Azure AD tenant.

Does this meet the goal?

A. Yes
B. No

Answer: B
Section: (none)

Explanation/Reference:

QUESTION 13
Note: This question is part of a series of questions that present the same scenario. Each question in the series contains a unique solution that might meet the stated goals.
Some question sets might have more than one correct solution, while others might not have a correct solution.
After you answer a question in this section, you will **NOT** be able to return to it. As a result, these questions will not appear in the review screen.

Your network contains an Active Directory forest.
You deploy Microsoft 365.
You plan to implement directory synchronization.

You need to recommend a security solution for the synchronized identities. The solution must meet the following requirements:
⇨ Users must be able to authenticate successfully to Microsoft 365 services if Active Directory becomes unavailable.
⇨ User passwords must be 10 characters or more.

Solution: Implement pass-through authentication and modify the password settings from the Default Domain Policy in Active Directory.

Does this meet the goal?

A. Yes
B. No

Answer: B
Section: (none)

Explanation/Reference:

QUESTION 14
You have a Microsoft 365 subscription that uses an Azure Active Directory (Azure AD) tenant named contoso.com.

A temporary employee at your company uses an email address of user1@outlook.com.

You need to ensure that the temporary employee can sign in to contoso.com by using the user1@outlook.com account.

What should you do?

A. From the Azure Active Directory admin center, create a new user.
B. From the Microsoft 365 admin center, create a new contact.
C. From the Azure Active Directory admin center, create a new guest user.
D. From the Microsoft 365 admin center, create a new user.

Answer: C
Section: (none)

Explanation/Reference:

QUESTION 15
Your company has an Azure Active Directory (Azure AD) tenant named contoso.com that contains 10,000 users.

The company has a Microsoft 365 subscription.

You enable Azure Multi-Factor Authentication (MFA) for all the users in contoso.com.

You run the following query.

search "SigninLogs" | where ResultDescription == "User did not pass the MFA challenge."

The query returns blank results.

You need to ensure that the query returns the expected results.

What should you do?

A. From the Azure Active Directory admin center, configure the diagnostics settings to archive logs to an Azure Storage account.
B. From the Security & Compliance admin center, turn on auditing.
C. From the Security & Compliance admin center, enable Office 365 Analytics.
D. From the Azure Active Directory admin center, configure the diagnostics settings to send logs to an Azure Log Analytics workplace.

Answer: D
Section: (none)

Explanation/Reference:

QUESTION 16
Your company has a Microsoft 365 subscription that has multi-factor authentication configured for all users.

Users that connect to Microsoft 365 services report that they are prompted for multi-factor authentication multiple times a day.

You need to reduce the number of times the users are prompted for multi-factor authentication on their company-owned devices. Your solution must ensure that users are still prompted for MFA.

What should you do?

A. Enable the multi-factor authentication trusted IPs setting, and then verify each device as a trusted device.
B. Enable the remember multi-factor authentication setting, and then verify each device as a trusted device.
C. Enable the multi-factor authentication trusted IPs setting, and then join all client computers to Microsoft Azure Active Directory (Azure AD).
D. Enable the remember multi-factor authentication setting, and then join all client computers to Microsoft Azure Active Directory (Azure AD).

Answer: B
Section: (none)

Explanation/Reference:

QUESTION 17
SIMULATION

Please wait while the virtual machine loads. Once loaded, you may proceed to the lab section. This may take a few minutes, and the wait time will not be deducted from your overall test time.
When the Next button is available, click it to access the lab section. In this section, you will perform a set of tasks in a live environment. While most functionality will be available to you as it would be in a live environment, some functionality (e.g., copy and paste, ability to navigate to external websites) will not be possible by design.

Scoring is based on the outcome of performing the tasks stated in the lab. In other words, it doesn't matter how you accomplish the task, if you successfully perform it, you will earn credit for that task.

Labs are not timed separately, and this exam may have more than one lab that you must complete. You can use as much time as you would like to complete each lab. But, you should manage your time appropriately to ensure that you are able to complete the lab(s) and all other sections of the exam in the time provided.

Please note that once you submit your work by clicking the Next button within a lab, you will NOT be able to return to the lab.

You may now click next to proceed to the lab.

Lab information

Use the following login credentials as needed:

To enter your username, place your cursor in the Sign in box and click on the username below.

To enter your password, place your cursor in the Enter password box and click on the password below.

Microsoft 365 Username:

admin@LODSe426243.onmicrosoft.com

Microsoft 365 Password: 3&YWyjse-6-d

If the Microsoft 365 portal does not load successfully in the browser, press CTRL-K to reload the portal in a new browser tab.

You plan to allow the users in your organization to invite external users as guest users to your Microsoft 365 tenant.

You need to prevent the organization's users from inviting guests who have an email address that uses a suffix of @gmail.com.

A. You need to add gmail.com as a denied domain in the `External collaboration settings'.

1. Go to the Azure Active Directory admin center.
2. Select Users then select `User settings'.
3. Under External Users, select the `Manage external collaboration settings'.
4. Under `Collaboration restrictions', select the `Deny invitations to the specified domains' option.
5. Under, Target Domains, type in the domain name `gmail.com'
6. Click the Save button at the top of the screen to save your changes.

Answer: A
Section: (none)

Explanation/Reference:

QUESTION 18
SIMULATION

Please wait while the virtual machine loads. Once loaded, you may proceed to the lab section. This may take a few minutes, and the wait time will not be deducted from your overall test time.
When the Next button is available, click it to access the lab section. In this section, you will perform a set of tasks in a live environment. While most functionality will be available to you as it would be in a live environment, some functionality (e.g., copy and paste, ability to navigate to external websites) will not be possible by design.

Scoring is based on the outcome of performing the tasks stated in the lab. In other words, it doesn't matter how you accomplish the task, if you successfully perform it, you will earn credit for that task.

Labs are not timed separately, and this exam may have more than one lab that you must complete. You can use as much time as you would like to complete each lab. But, you should manage your time appropriately to ensure that you are able to complete the lab(s) and all other sections of the exam in the time provided.

Please note that once you submit your work by clicking the Next button within a lab, you will NOT be able to return to the lab.

You may now click next to proceed to the lab.

Lab information

Use the following login credentials as needed:

To enter your username, place your cursor in the Sign in box and click on the username below.

To enter your password, place your cursor in the Enter password box and click on the password below.

Microsoft 365 Username:
admin@LODSe426243.onmicrosoft.com

Microsoft 365 Password: 3&YWyjse-6-d

If the Microsoft 365 portal does not load successfully in the browser, press CTRL-K to reload the portal in a new browser tab.

You hire a new global administrator named Irvin Sayers to manage your Microsoft 365 tenant.

You need to modify Irvin Sayers to meet the following requirements:
⇨ Uses at least two methods of user authentication
⇨ Has the highest Microsoft Office 365 administrative privileges

A. You need to assign the Global Admin role to Irvin Sayers. You then need to configure the account to require Multi-Factor Authentication (MFA).

1. In the Microsoft 365 admin center, select Users then select Active Users.
2. Select the Irvin Sayers account to open the account properties blade.
3. In the Roles section, click on the `Manage roles' link.
4. Select the `Admin center access' option.
5. Select Global Administrator then click the `Save changes' button.

The next step is to enable the account for Multi-Factor Authentication (MFA).

1. If the Irvin Sayers account is selected in the user accounts list, deselect it (click on the tick icon next to the account name). Selecting a user account changes the menu options at the top of the page; deselecting the accounts changes the menu options back.
2. Click on the `Multi-factor authentication' link at the top of the page.
3. In the `Multi-factor authentication' page, select the Irvin Sayers account.
4. Click the `Enable' link on the right side of the page.
5. In the pop-up window, click the `enable multi-factor auth' button.

Answer: A
Section: (none)

Explanation/Reference:

QUESTION 19
SIMULATION

Please wait while the virtual machine loads. Once loaded, you may proceed to the lab section. This may take a few minutes, and the wait time will not be deducted from your overall test time.
When the Next button is available, click it to access the lab section. In this section, you will perform a set of tasks in a live environment. While most functionality will be available to you as it would be in a live environment, some functionality (e.g., copy and paste, ability to navigate to external websites) will not be possible by design.

Scoring is based on the outcome of performing the tasks stated in the lab. In other words, it doesn't matter how you accomplish the task, if you successfully perform it, you will earn credit for that task.

Labs are not timed separately, and this exam may have more than one lab that you must complete. You can use as much time as you would like to complete each lab. But, you should manage your time appropriately to ensure that you are able to complete the lab(s) and all other sections of the exam in the time provided.

Please note that once you submit your work by clicking the Next button within a lab, you will NOT be able to return to the lab.

You may now click next to proceed to the lab.

Lab information

Use the following login credentials as needed:

To enter your username, place your cursor in the Sign in box and click on the username below.

To enter your password, place your cursor in the Enter password box and click on the password below.

Microsoft 365 Username:
admin@LODSe426243.onmicrosoft.com

Microsoft 365 Password: 3&YWyjse-6-d

If the Microsoft 365 portal does not load successfully in the browser, press CTRL-K to reload the portal in a new browser tab.

The company plans to publish App1 by using a URL of https://app1.contoso.com.

You need to register App1 to your Microsoft Office 365 tenant.

A. You need to register App1 in Azure Active Directory.

1. Go to the Azure Active Directory admin center.
2. Select Azure Active Directory.
3. Select `App registrations'.
4. Click the `New registration' link.
5. Enter the name App1.
6. Click the Register button.
7. To add the URL to App1, select App1 in the list of registered apps.
8. In the properties page of App1, select Branding.
9. Enter the URL https://app1.contoso.com in the `Home page URL' box.
10. Click Save to save the changes.

Answer: A
Section: (none)

Explanation/Reference:

QUESTION 20
SIMULATION

Please wait while the virtual machine loads. Once loaded, you may proceed to the lab section. This may take a few minutes, and the wait time will not be deducted from your overall test time.
When the Next button is available, click it to access the lab section. In this section, you will perform a set of tasks in a live environment. While most functionality will be available to you as it would be in a live environment, some functionality (e.g., copy and paste, ability to navigate to external websites) will not be possible by design.

Scoring is based on the outcome of performing the tasks stated in the lab. In other words, it doesn't matter how you accomplish the task, if you successfully perform it, you will earn credit for that task.

Labs are not timed separately, and this exam may have more than one lab that you must complete. You can use as much time as you would like to complete each lab. But, you should manage your time appropriately to ensure that you are able to complete the lab(s) and all other sections of the exam in the time provided.

Please note that once you submit your work by clicking the Next button within a lab, you will NOT be able to return to the lab.

You may now click next to proceed to the lab.

Lab information

Use the following login credentials as needed:

To enter your username, place your cursor in the Sign in box and click on the username below.

To enter your password, place your cursor in the Enter password box and click on the password below.

Microsoft 365 Username:
admin@LODSe426243.onmicrosoft.com

Microsoft 365 Password: 3&YWyjse-6-d

If the Microsoft 365 portal does not load successfully in the browser, press CTRL-K to reload the portal in a new browser tab.

You plan to provide an external user named fabrikamuser@fabrikam.com with access to several resources in your Microsoft 365 tenant.

You need to ensure that the external user can be added to Office 365 groups.

A. You need to create a guest account for the external user.

1. Go to the Azure Active Directory admin center.
2. Select Users.
3. Click the `New guest user' link.
4. Select the `Invite user' option.
5. Give the account a name and enter fabrikamuser@fabrikam.com in the email address field.
6. Click the `Invite' button.

Answer: A
Section: (none)

Explanation/Reference:

QUESTION 21
SIMULATION

Please wait while the virtual machine loads. Once loaded, you may proceed to the lab section. This may take a few minutes, and the wait time will not be deducted from your overall test time.
When the Next button is available, click it to access the lab section. In this section, you will perform a set of tasks in a live environment. While most functionality will be available to you as it would be in a live environment, some functionality (e.g., copy and paste, ability to navigate to external websites) will not be possible by design.

Scoring is based on the outcome of performing the tasks stated in the lab. In other words, it doesn't matter how you accomplish the task, if you successfully perform it, you will earn credit for that task.

Labs are not timed separately, and this exam may have more than one lab that you must complete. You can use as much time as you would like to complete each lab. But, you should manage your time appropriately to ensure that you are able to complete the lab(s) and all other sections of the exam in the time provided.

Please note that once you submit your work by clicking the Next button within a lab, you will NOT be able to return to the lab.

You may now click next to proceed to the lab.

Lab information

Use the following login credentials as needed:

To enter your username, place your cursor in the Sign in box and click on the username below.

To enter your password, place your cursor in the Enter password box and click on the password below.

Microsoft 365 Username:
admin@LODSe426243.onmicrosoft.com

Microsoft 365 Password: 3&YWyjse-6-d

If the Microsoft 365 portal does not load successfully in the browser, press CTRL-K to reload the portal in a new browser tab.

You need to ensure that all mobile devices that connect to Microsoft Exchange Online meet the following requirements:
- A password must be used to access the devices.
- Data on the devices must be encrypted.

A. You need to modify the default mobile device mailbox policy.

1. Go to the Exchange Admin Center.
2. Select `mobile' then select `mobile device mailbox policies'.
3. Click the `Create a policy' button.
4. Select the Default policy and click the edit icon (pencil icon).
5. Select the `Security' link to open the security settings.
6. Tick the `Require a password' checkbox.
7. Tick the `Require encryption on device' checkbox.
8. Click the Save button to save the changes.

Answer: A
Section: (none)

Explanation/Reference:

QUESTION 22
SIMULATION

Please wait while the virtual machine loads. Once loaded, you may proceed to the lab section. This may take a few minutes, and the wait time will not be deducted from your overall test time.
When the Next button is available, click it to access the lab section. In this section, you will perform a set of tasks in a live environment. While most functionality will be available to you as it would be in a live environment, some functionality (e.g., copy and paste, ability to navigate to external websites) will not be possible by design.

Scoring is based on the outcome of performing the tasks stated in the lab. In other words, it doesn't matter how you accomplish the task, if you successfully perform it, you will earn credit for that task.

Labs are not timed separately, and this exam may have more than one lab that you must complete. You can

use as much time as you would like to complete each lab. But, you should manage your time appropriately to ensure that you are able to complete the lab(s) and all other sections of the exam in the time provided.

Please note that once you submit your work by clicking the Next button within a lab, you will NOT be able to return to the lab.

You may now click next to proceed to the lab.

Lab information

Use the following login credentials as needed:

To enter your username, place your cursor in the Sign in box and click on the username below.

To enter your password, place your cursor in the Enter password box and click on the password below.

Microsoft 365 Username:
admin@LODSe426243.onmicrosoft.com

Microsoft 365 Password: 3&YWyjse-6-d

If the Microsoft 365 portal does not load successfully in the browser, press CTRL-K to reload the portal in a new browser tab.

You plan to invite several guest users to access the resources in your organization.

You need to ensure that only guests who have an email address that uses the @contoso.com suffix can connect to the resources in your Microsoft 365 tenant.

A. You need to add contoso.com as an allowed domain in the `External collaboration settings'.

1. Go to the Azure Active Directory admin center.
2. Select Users then select `User settings'.
3. Under External Users, select the `Manage external collaboration settings'.
4. Under `Collaboration restrictions', select the `Allow invitations only to the specified domains (most restrictive)' option.
5. Under, Target Domains, type in the domain name `contoso.com'
6. Click the Save button at the top of the screen to save your changes.

Answer: A
Section: (none)

Explanation/Reference:

QUESTION 23
SIMULATION

Please wait while the virtual machine loads. Once loaded, you may proceed to the lab section. This may take a few minutes, and the wait time will not be deducted from your overall test time.
When the Next button is available, click it to access the lab section. In this section, you will perform a set of tasks in a live environment. While most functionality will be available to you as it would be in a live environment, some functionality (e.g., copy and paste, ability to navigate to external websites) will not be possible by design.

Scoring is based on the outcome of performing the tasks stated in the lab. In other words, it doesn't matter how you accomplish the task, if you successfully perform it, you will earn credit for that task.

Labs are not timed separately, and this exam may have more than one lab that you must complete. You can use as much time as you would like to complete each lab. But, you should manage your time appropriately to ensure that you are able to complete the lab(s) and all other sections of the exam in the time provided.

Please note that once you submit your work by clicking the Next button within a lab, you will NOT be able to return to the lab.

You may now click next to proceed to the lab.

Lab information

Use the following login credentials as needed:

To enter your username, place your cursor in the Sign in box and click on the username below.

To enter your password, place your cursor in the Enter password box and click on the password below.

Microsoft 365 Username:
admin@LODSe426243.onmicrosoft.com

Microsoft 365 Password: 3&YWyjse-6-d

If the Microsoft 365 portal does not load successfully in the browser, press CTRL-K to reload the portal in a new browser tab.

You need to prevent non-administrators in your organization from registering applications.

A. You need to configure the App Registrations setting in Azure Active Directory.

1. Go to the Azure Active Directory admin center.
2. Select Azure Active Directory.
3. Select `User settings'
4. In the `App registrations' section, toggle the `Users can register applications' setting to No.
5. Click Save to save the changes.

Answer: A
Section: (none)

Explanation/Reference:

QUESTION 24
SIMULATION

Please wait while the virtual machine loads. Once loaded, you may proceed to the lab section. This may take a few minutes, and the wait time will not be deducted from your overall test time.
When the Next button is available, click it to access the lab section. In this section, you will perform a set of tasks in a live environment. While most functionality will be available to you as it would be in a live environment, some functionality (e.g., copy and paste, ability to navigate to external websites) will not be possible by design.

Scoring is based on the outcome of performing the tasks stated in the lab. In other words, it doesn't matter how you accomplish the task, if you successfully perform it, you will earn credit for that task.

Labs are not timed separately, and this exam may have more than one lab that you must complete. You can use as much time as you would like to complete each lab. But, you should manage your time appropriately to ensure that you are able to complete the lab(s) and all other sections of the exam in the time provided.

Please note that once you submit your work by clicking the Next button within a lab, you will NOT be able to return to the lab.

You may now click next to proceed to the lab.

Lab information

Use the following login credentials as needed:

To enter your username, place your cursor in the Sign in box and click on the username below.

To enter your password, place your cursor in the Enter password box and click on the password below.

Microsoft 365 Username:
admin@LODSe426243.onmicrosoft.com

Microsoft 365 Password: 3&YWyjse-6-d

If the Microsoft 365 portal does not load successfully in the browser, press CTRL-K to reload the portal in a new browser tab.

Your organization recently partnered with another organization named Fabrikam, Inc.

You plan to provide a Microsoft 365 license to an external user named user1@fabrikam.com, and then to share documents with the user.

You need to invite user1@fabrikam.com to access your organization.

A. You need to create a guest account for user1.

1. Go to the Azure Active Directory admin center.
2. Select Users.
3. Click the `New guest user' link.
4. Select the `Invite user' option.
5. Give the account a name (User1) and enter user1@fabrikam.com in the email address field.
6. Click the `Invite' button.

Answer: A
Section: (none)

Explanation/Reference:

QUESTION 25
SIMULATION

Please wait while the virtual machine loads. Once loaded, you may proceed to the lab section. This may take a few minutes, and the wait time will not be deducted from your overall test time.
When the Next button is available, click it to access the lab section. In this section, you will perform a set of tasks in a live environment. While most functionality will be available to you as it would be in a live environment, some functionality (e.g., copy and paste, ability to navigate to external websites) will not be possible by design.

Scoring is based on the outcome of performing the tasks stated in the lab. In other words, it doesn't matter how you accomplish the task, if you successfully perform it, you will earn credit for that task.

Labs are not timed separately, and this exam may have more than one lab that you must complete. You can use as much time as you would like to complete each lab. But, you should manage your time appropriately to

ensure that you are able to complete the lab(s) and all other sections of the exam in the time provided.

Please note that once you submit your work by clicking the Next button within a lab, you will NOT be able to return to the lab.

You may now click next to proceed to the lab.

Lab information

Use the following login credentials as needed:

To enter your username, place your cursor in the Sign in box and click on the username below.

To enter your password, place your cursor in the Enter password box and click on the password below.

Microsoft 365 Username:
admin@LODSe426243.onmicrosoft.com

Microsoft 365 Password: 3&YWyjse-6-d

If the Microsoft 365 portal does not load successfully in the browser, press CTRL-K to reload the portal in a new browser tab.

You plan to provide several users in your organization with the ability to join their Windows 10 device to Microsoft Azure Active Directory (Azure AD).

You need to ensure that all the users who join a device use multi-factor authentication.

A. You need to configure the device settings in Azure Active Directory.

1. Go to the Azure Active Directory admin center.
2. Select Azure Active Directory.
3. Select Devices.
4. Select Device Settings.
5. Toggle the `Require Multi-Factor Auth to join devices' setting to Yes.
6. Click Save to save the changes.

Answer: A
Section: (none)

Explanation/Reference:

QUESTION 26
SIMULATION

Please wait while the virtual machine loads. Once loaded, you may proceed to the lab section. This may take a few minutes, and the wait time will not be deducted from your overall test time.
When the Next button is available, click it to access the lab section. In this section, you will perform a set of tasks in a live environment. While most functionality will be available to you as it would be in a live environment, some functionality (e.g., copy and paste, ability to navigate to external websites) will not be possible by design.

Scoring is based on the outcome of performing the tasks stated in the lab. In other words, it doesn't matter how you accomplish the task, if you successfully perform it, you will earn credit for that task.

Labs are not timed separately, and this exam may have more than one lab that you must complete. You can use as much time as you would like to complete each lab. But, you should manage your time appropriately to

ensure that you are able to complete the lab(s) and all other sections of the exam in the time provided.

Please note that once you submit your work by clicking the Next button within a lab, you will NOT be able to return to the lab.

You may now click next to proceed to the lab.

Lab information

Use the following login credentials as needed:

To enter your username, place your cursor in the Sign in box and click on the username below.

To enter your password, place your cursor in the Enter password box and click on the password below.

Microsoft 365 Username:
admin@LODSe426243.onmicrosoft.com

Microsoft 365 Password: 3&YWyjse-6-d

If the Microsoft 365 portal does not load successfully in the browser, press CTRL-K to reload the portal in a new browser tab.

You need to prevent the users in your organization from establishing voice calls from Microsoft Skype for Business to external Skype users.

A. You need to configure the External Communications settings in the Skype for Business admin center.

1. You need to go to the Skype for Business admin center. If you see a Skype for Business admin center in the admin center list in the Microsoft portal, open it and skip to step 4.
2. If you don't see a Skype for Business admin center in the admin center list in the Microsoft portal, open the Teams admin center.
3. In the Teams admin center, choose Skype > Legacy Portal.
4. In the Skype for Business admin center, select Organization.
5. Select External communications.
6. Untick the `Let people use Skype for Business to communicate with Skype users outside your organization' checkbox.
7. Click Save to save the changes.

Answer: A
Section: (none)

Explanation/Reference:

QUESTION 27
Note: This question is part of a series of questions that present the same scenario. Each question in the series contains a unique solution that might meet the stated goals.
Some question sets might have more than one correct solution, while others might not have a correct solution.
After you answer a question in this section, you will **NOT** be able to return to it. As a result, these questions will not appear in the review screen.

Your network contains an Active Directory forest.
You deploy Microsoft 365.
You plan to implement directory synchronization.

You need to recommend a security solution for the synchronized identities. The solution must meet the following

requirements:
⇨ Users must be able to authenticate successfully to Microsoft 365 services if Active Directory becomes unavailable.
⇨ User passwords must be 10 characters or more.

Solution: Implement pass-through authentication and configure password protection in the Azure AD tenant.

Does this meet the goal?

A. Yes
B. No

Answer: B
Section: (none)

Explanation/Reference:

QUESTION 28
Note: This question is part of a series of questions that present the same scenario. Each question in the series contains a unique solution that might meet the stated goals.
Some question sets might have more than one correct solution, while others might not have a correct solution.
After you answer a question in this section, you will **NOT** be able to return to it. As a result, these questions will not appear in the review screen.

Your network contains an Active Directory forest.
You deploy Microsoft 365.
You plan to implement directory synchronization.

You need to recommend a security solution for the synchronized identities. The solution must meet the following requirements:
⇨ Users must be able to authenticate successfully to Microsoft 365 services if Active Directory becomes unavailable.
⇨ User passwords must be 10 characters or more.

Solution: Implement password hash synchronization and modify the password settings from the Default Domain Policy in Active Directory.

Does this meet the goal?

A. Yes
B. No

Answer: A
Section: (none)

Explanation/Reference:

QUESTION 29
Your company has three main offices and one branch office. The branch office is used for research.

The company plans to implement a Microsoft 365 tenant and to deploy multi-factor authentication.

You need to recommend a Microsoft 365 solution to ensure that multi-factor authentication is enforced only for

users in the branch office.

What should you include in the recommendation?

A. Microsoft Azure Active Directory (Azure AD) conditional access.
B. Microsoft Azure Active Directory (Azure AD) password protection.
C. A Microsoft Endpoint Management device compliance policy.
D. A Microsoft Endpoint Management device configuration profile.

Answer: A
Section: (none)

Explanation/Reference:

QUESTION 30
Your network contains an Active Directory domain named contoso.com.

All users authenticate by using a third-party authentication solution.

You purchase Microsoft 365 and plan to implement several Microsoft 365 services.

You need to recommend an identity strategy that meets the following requirements:
- Provides seamless SSO
- Minimizes the number of additional servers required to support the solution
- Stores the passwords of all the users in Microsoft Azure Active Directory (Azure AD)
- Ensures that all the users authenticate to Microsoft 365 by using their on-premises user account

You are evaluating the implementation of federation.

Which two requirements are met by using federation? Each correct answer presents a complete solution.

NOTE: Each correct selection is worth one point.

A. Minimizes the number of additional servers required to support the solution
B. Provides seamless SSO
C. Stores the passwords of all the users in Azure AD
D. Ensures that all the users authenticate to Microsoft 365 by using their on-premises user account Correct Answer: BD

Answer: BD
Section: (none)

Explanation/Reference:

QUESTION 31
Note: This question is part of a series of questions that present the same scenario. Each question in the series contains a unique solution that might meet the stated goals.
Some question sets might have more than one correct solution, while others might not have a correct solution.
After you answer a question in this section, you will **NOT** be able to return to it. As a result, these questions will not appear in the review screen.

Your company plans to deploy several Microsoft Office 365 services.

You need to design an authentication strategy for the planned deployment. The solution must meet the following requirements:
- Users must be able to authenticate during business hours only.
- Authentication requests must be processed successfully if a single server fails.
- When the password for an on-premises user account expires, the new password must be enforced the next time the user signs in.
- Users who connect to Office 365 services from domain-joined devices that are connected to the internal network must be signed in automatically.

Solution: You design an authentication strategy that uses federation authentication by using Active Directory Federation Services (AD FS). The solution contains two AD FS servers and two Web Application Proxies.

Does this meet the goal?

A. Yes
B. No
Correct Answer: B
Section: (none)
Explanation
Explanation/Reference:
Explanation:
This solution meets the following requirements:
Users must be able to authenticate during business hours only.

-

Authentication requests must be processed successfully if a single server fails.

-

When the password for an on-premises user account expires, the new password must be enforced the next

-

time the user signs in.
The following requirement is not met:
Users who connect to Office 365 services from domain-joined devices that are connected to the internal

-

network must be signed in automatically.
To meet this requirement, you would need to configure seamless Single Sign-on (SSO) Reference:
https://docs.microsoft.com/en-us/azure/security/azure-ad-choose-authn

Answer:
Section: (none)

Explanation/Reference:

QUESTION 32
HOTSPOT

You have a Microsoft 365 subscription that contains the users shown in the following table:

Name	Group	MFA Status
User1	Group1	Enabled
User2	Group1, Group2	Enforced

You have the named locations shown in the following table:

Named location	IP range
Montreal	133.107.0.0/16
Toronto	193.77.10.0/24

You create a conditional access policy that has the following configurations:
⇨ Users and groups:
- Include: Group1
- Exclude: Group2
⇨ Cloud apps: Include all cloud apps
⇨ Conditions:
- Include: Any location
- Exclude: Montreal
⇨ Access control: Grant access, Require multi-factor authentication

User1 is on the multi-factor authentication (MFA) blocked users list.

For each of the following statements, select Yes if the statement is true. Otherwise, select No.

NOTE: Each correct selection is worth one point.

Hot Area:



Answer:

Answer Area

Statements	Ye
User1 can access Microsoft Office 365 from a device that has an IP address of 133.107.10.20.	
User1 can access Microsoft Office 365 from a device that has an IP address of 193.77.10.15.	
User2 can access Microsoft Office 365 from a device that has an IP address of 193.77.10.20.	

Section: (none)

Explanation/Reference:

QUESTION 33
Your network contains an Active Directory domain named contoso.com. The domain contains five domain controllers.

You purchase Microsoft 365 and plan to implement several Microsoft 365 services.

You need to identify an authentication strategy for the planned Microsoft 365 deployment. The solution must meet the following requirements:
- Ensure that users can access Microsoft 365 by using their on-premises credentials.
- Use the existing server infrastructure only.
- Store all user passwords on-premises only.
- Be highly available.

Which authentication strategy should you identify?

A. Pass-through authentication and seamless SSO
B. Pass-through authentication and seamless SSO with password hash synchronization
C. Password hash synchronization and seamless SSO
D. Federation

Answer: A
Section: (none)

Explanation/Reference:

QUESTION 34
Your network contains an on-premises Active Directory domain.
You have a Microsoft 365 subscription.
You implement a directory synchronization solution that uses pass-through authentication.

You configure Microsoft Azure Active Directory (Azure AD) smart lockout as shown in the following exhibit:

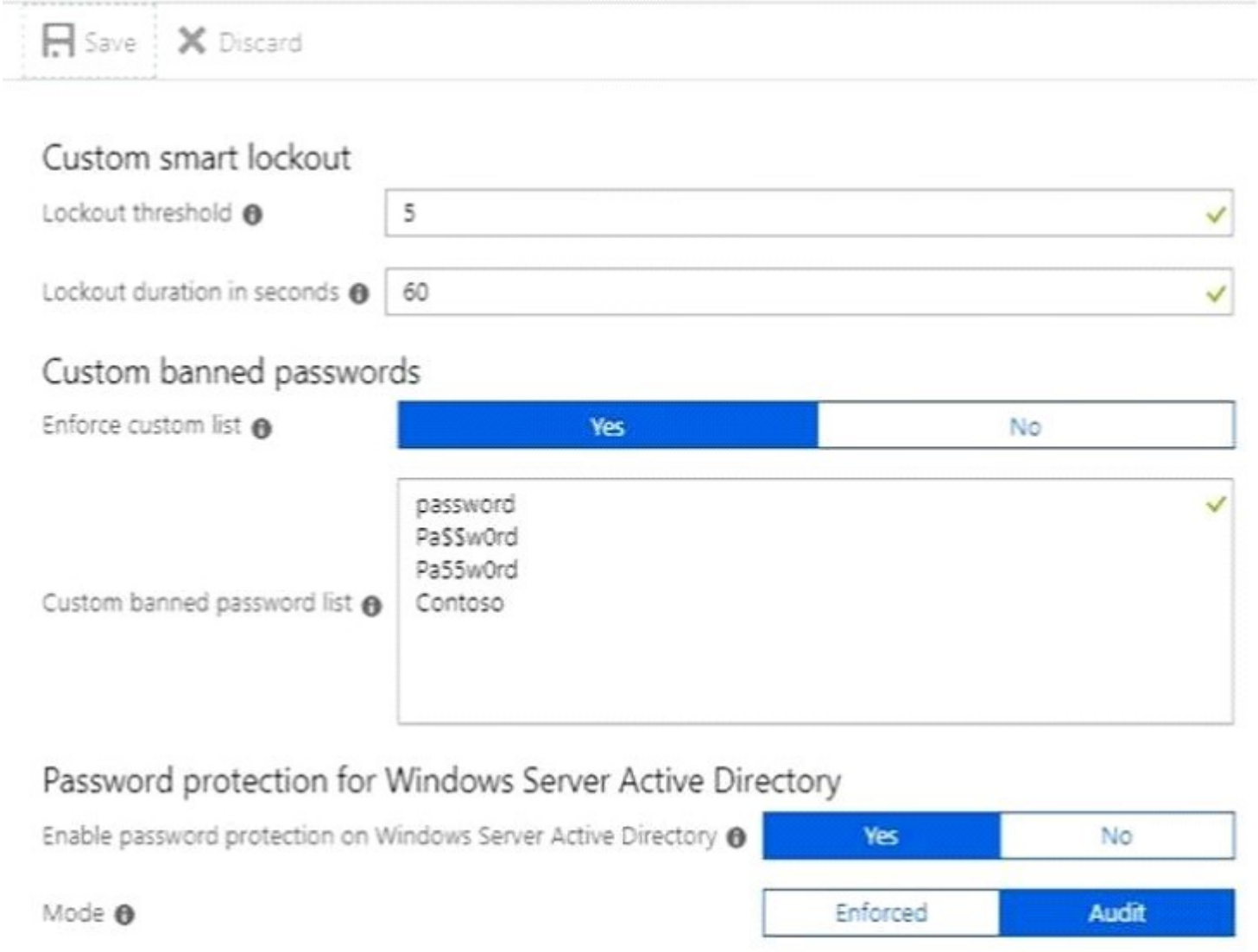

You discover that Active Directory users can use the passwords in the custom banned passwords list.
You need to ensure that banned passwords are effective for all users.

Which three actions should you perform? Each correct answer presents part of the solution.

NOTE: Each correct selection is worth one point.

A. From a domain controller, install the Azure AD Password Protection Proxy.
B. From a domain controller, install the Microsoft AAD Application Proxy connector.
C. From Custom banned passwords, modify the Enforce custom list setting.
D. From Password protection for Windows Server Active Directory, modify the Mode setting.
E. From all the domain controllers, install the Azure AD Password Protection DC Agent.
F. From Active Directory, modify the Default Domain Policy.

Answer: ACD
Section: (none)

Explanation/Reference:

QUESTION 35
HOTSPOT

You have a Microsoft Azure Active Directory (Azure AD) tenant named contoso.com that includes a user named User1.

You enable multi-factor authentication for contoso.com and configure the following two fraud alert settings:
- Set Allow users to submit fraud alerts: On
- Automatically block users who report fraud: On

You need to instruct the users in your organization to use the fraud reporting features correctly.

What should you tell the users to do?

To answer, select the appropriate options in the answer area.

NOTE: Each correct selection is worth one point.

Hot Area:

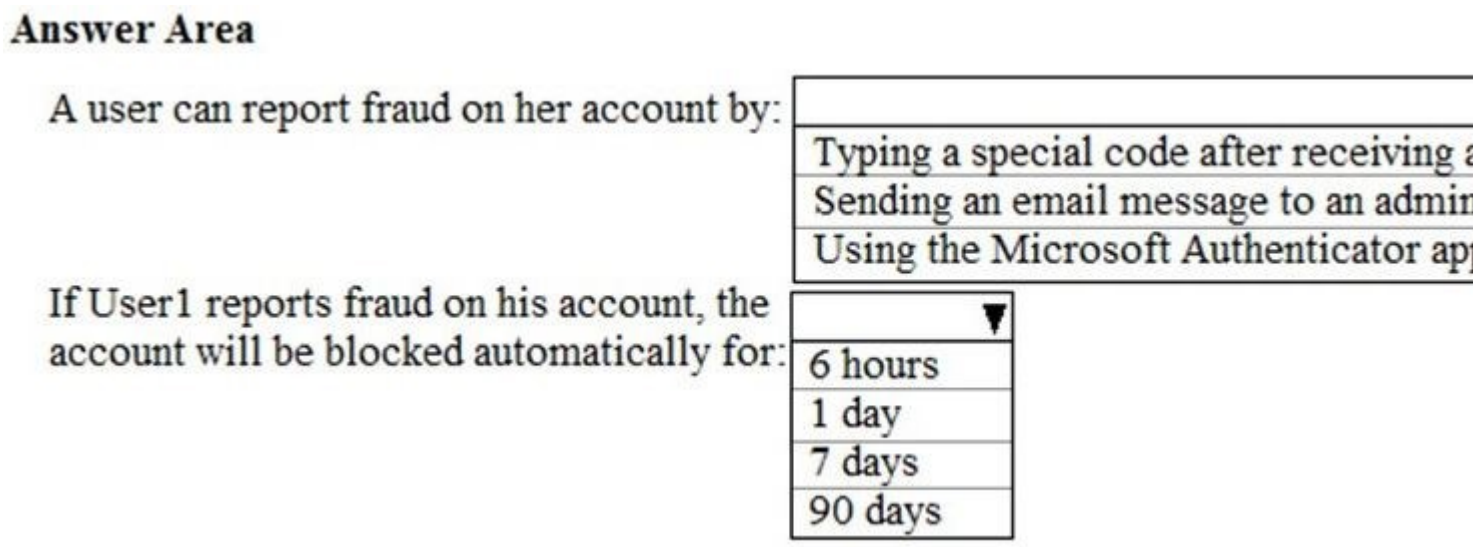

Answer:

Answer Area

A user can report fraud on her account by:

- Typing a special code after receiving a
- Sending an email message to an admin
- Using the Microsoft Authenticator ap

If User1 reports fraud on his account, the account will be blocked automatically for:

- 6 hours
- 1 day
- 7 days
- 90 days

Section: (none)

Explanation/Reference:

QUESTION 36
You have a Microsoft Azure Active Directory (Azure AD) tenant named contoso.onmicrosoft.com.

An external user has a Microsoft account that uses an email address of user1@outlook.com.

An administrator named Admin1 attempts to create a user account for the external user and receives the error message shown in the following exhibit:

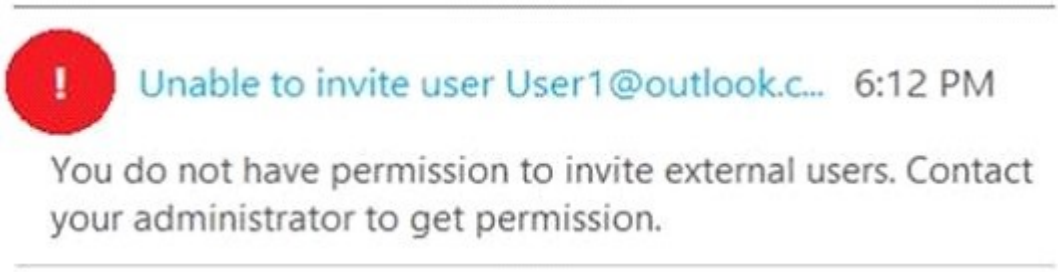

You need to ensure that Admin1 can add the user.

What should you do from the Azure Active Directory admin center?

A. Add a custom domain name named outlook.com.
B. Modify the Authentication methods.
C. Modify the External collaboration settings.
D. Assign Admin1 the Security administrator role.

Answer: C
Section: (none)

Explanation/Reference:

QUESTION 37
HOTSPOT

You have a Microsoft 365 Enterprise E5 subscription.

You create a password policy as shown in the following exhibit:

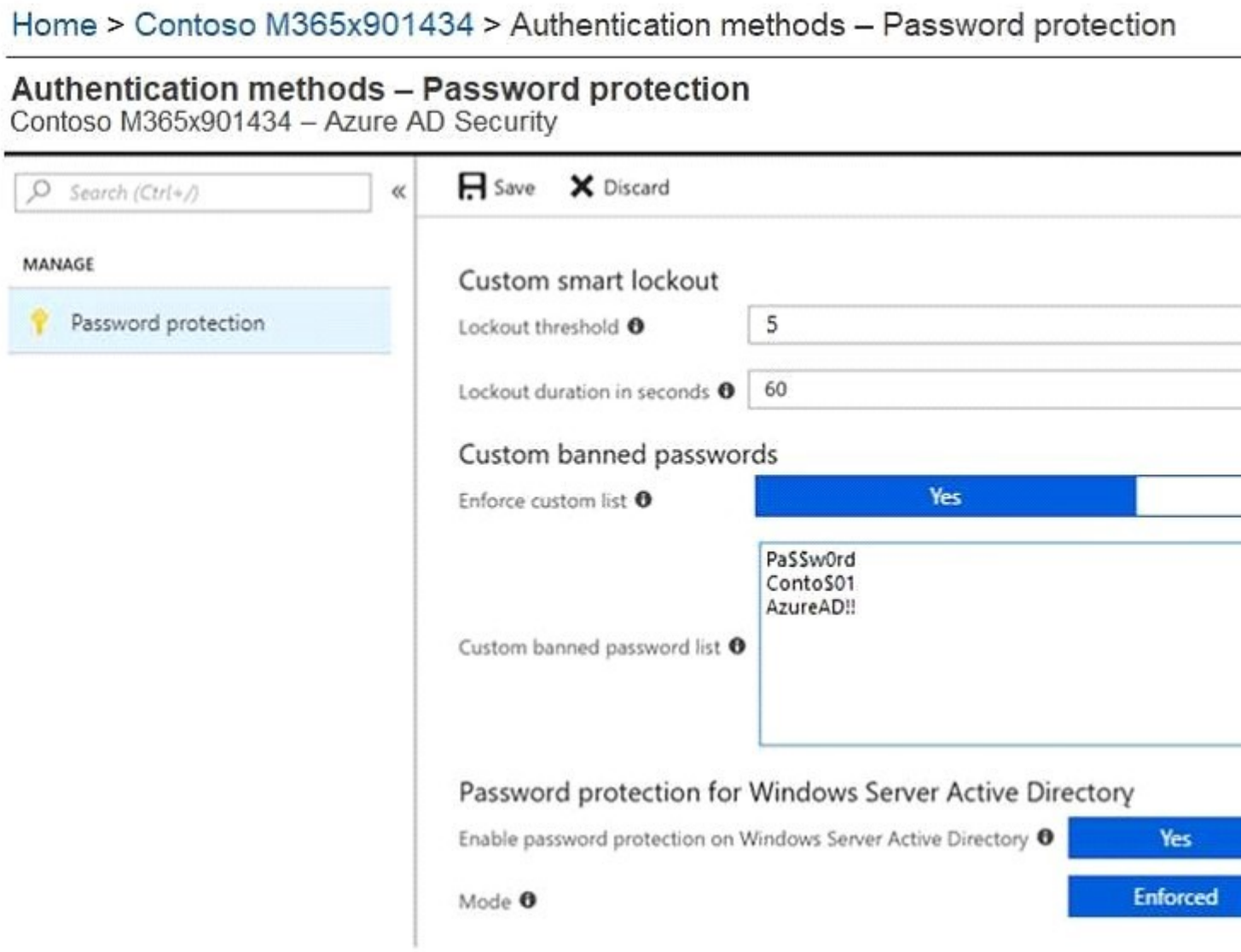

Use the drop-down menus to select the answer choice that completes each statement based on the information presented in the graphic.

NOTE: Each correct selection is worth one point.

Hot Area:

Answer Area

If users are locked out of their account, they have [**answer choice**].

- five sign-i
- one sign-i
- five sign-i
- one sign-i

Users can create a password of [**answer choice**].

- PasswordP
- Conto$01P
- AzureAD!!
- pa$$w0rd

Answer:

Answer Area

If users are locked out of their account, they have [**answer choice**].

- five sign-i
- one sign-i
- five sign-i
- one sign-i

Users can create a password of [**answer choice**].

- PasswordP
- Conto$01P
- AzureAD!!
- pa$$w0rd

Section: (none)

Explanation/Reference:

QUESTION 38
SIMULATION

Please wait while the virtual machine loads. Once loaded, you may proceed to the lab section. This may take a few minutes, and the wait time will not be deducted from your overall test time.
When the Next button is available, click it to access the lab section. In this section, you will perform a set of

tasks in a live environment. While most functionality will be available to you as it would be in a live environment, some functionality (e.g., copy and paste, ability to navigate to external websites) will not be possible by design.

Scoring is based on the outcome of performing the tasks stated in the lab. In other words, it doesn't matter how you accomplish the task, if you successfully perform it, you will earn credit for that task.

Labs are not timed separately, and this exam may have more than one lab that you must complete. You can use as much time as you would like to complete each lab. But, you should manage your time appropriately to ensure that you are able to complete the lab(s) and all other sections of the exam in the time provided.

Please note that once you submit your work by clicking the Next button within a lab, you will NOT be able to return to the lab.

You may now click next to proceed to the lab.

Lab information

Use the following login credentials as needed:

To enter your username, place your cursor in the Sign in box and click on the username below.

To enter your password, place your cursor in the Enter password box and click on the password below.

Microsoft 365 Username:
admin@LODSe426243.onmicrosoft.com

Microsoft 365 Password: 3&YWyjse-6-d

If the Microsoft 365 portal does not load successfully in the browser, press CTRL-K to reload the portal in a new browser tab.

You need to ensure that when Lynne Robbins attempts to sign in to the Microsoft Office 365 portal, Lynne Robbins is prompted to authenticate by using multiple methods.

To answer, sign in to the Microsoft 365 portal.

A. You need to enable Multi-Factor Authentication for Lynne Robbins.

1. Sign in to the Microsoft 365 Admin Center.
2. In the left navigation pane, expand the Users section and select Active Users.
3. Click the `Multi-factor authentication' link.
4. Select Lynne Robbins.
5. In the right navigation pane, select the `Enable' link to enable MFA for the account.
6. Confirm the setting by clicking the `Enable multi-factor authentication' button.
7. Click the Close button to close the confirmation window.

Answer: A
Section: (none)

Explanation/Reference:

QUESTION 39
SIMULATION

Please wait while the virtual machine loads. Once loaded, you may proceed to the lab section. This may take a few minutes, and the wait time will not be deducted from your overall test time.

When the Next button is available, click it to access the lab section. In this section, you will perform a set of tasks in a live environment. While most functionality will be available to you as it would be in a live environment, some functionality (e.g., copy and paste, ability to navigate to external websites) will not be possible by design.

Scoring is based on the outcome of performing the tasks stated in the lab. In other words, it doesn't matter how you accomplish the task, if you successfully perform it, you will earn credit for that task.

Labs are not timed separately, and this exam may have more than one lab that you must complete. You can use as much time as you would like to complete each lab. But, you should manage your time appropriately to ensure that you are able to complete the lab(s) and all other sections of the exam in the time provided.

Please note that once you submit your work by clicking the Next button within a lab, you will NOT be able to return to the lab.

You may now click next to proceed to the lab.

Lab information

Use the following login credentials as needed:

To enter your username, place your cursor in the Sign in box and click on the username below.

To enter your password, place your cursor in the Enter password box and click on the password below.

Microsoft 365 Username:
admin@LODSe426243.onmicrosoft.com

Microsoft 365 Password: 3&YWyjse-6-d

If the Microsoft 365 portal does not load successfully in the browser, press CTRL-K to reload the portal in a new browser tab.

You need to create a SharePoint site named Project1. Users from your organization must be able to share content from the site to external users.

To answer, sign in to the Microsoft 365 portal.

A. You need to create a SharePoint site and configure the sharing settings.

1. Go to the SharePoint Admin Center.
2. In the left navigation pane, expand Sites then select `Active Sites'.
3. Click on the `+ Create' link to add a new site.
4. Select `Other Options' then `Team Site' for the template.
5. Give the site the name `Project1'.
6. In the `Primary Administrator' field, start typing `admin' then select the admin@LODSe878763. onmicrosoft.com account when it appears.
7. Click Finish to create the site.
8. In the Active Sites list, select the Project1 site.
9. Click the Sharing link at the top of the sites list.
10. Under `External Sharing', select `Anyone'.
11. Click Save to save the changes.

Answer: A
Section: (none)

Explanation/Reference:

QUESTION 40
SIMULATION

Please wait while the virtual machine loads. Once loaded, you may proceed to the lab section. This may take a few minutes, and the wait time will not be deducted from your overall test time.
When the Next button is available, click it to access the lab section. In this section, you will perform a set of tasks in a live environment. While most functionality will be available to you as it would be in a live environment, some functionality (e.g., copy and paste, ability to navigate to external websites) will not be possible by design.

Scoring is based on the outcome of performing the tasks stated in the lab. In other words, it doesn't matter how you accomplish the task, if you successfully perform it, you will earn credit for that task.

Labs are not timed separately, and this exam may have more than one lab that you must complete. You can use as much time as you would like to complete each lab. But, you should manage your time appropriately to ensure that you are able to complete the lab(s) and all other sections of the exam in the time provided.

Please note that once you submit your work by clicking the Next button within a lab, you will NOT be able to return to the lab.

You may now click next to proceed to the lab.

Lab information

Use the following login credentials as needed:

To enter your username, place your cursor in the Sign in box and click on the username below.

To enter your password, place your cursor in the Enter password box and click on the password below.

Microsoft 365 Username:
admin@LODSe426243.onmicrosoft.com

Microsoft 365 Password: 3&YWyjse-6-d

If the Microsoft 365 portal does not load successfully in the browser, press CTRL-K to reload the portal in a new browser tab.

You need to ensure that an external user named dev@fabrikam.com can register an application in your Microsoft 365 tenant. The solution must use the principle of least privilege.

To answer, sign in to the Microsoft 365 portal.

A. You need to create a guest account for the external user and assign the Application Developer role. As the user's domain is an external domain, you will need to `invite' the user. The external user will need to accept the invitation to create the account.

   1. Go to the Azure Active Directory Admin Center.
   2. In the left navigation pane, select Users.
   3. Click on the `+ New Guest User' link.
   4. Ensure that the `Invite user' option is selected.
   5. Enter dev@fabrikam.com in the email address field.
   6. In the Roles section, `user' will be selected by default. Click on `user' to open a list of roles.
   7. Select Application Developer in the list and click the `Select' button to assign the role.
   8. Click the `Invite' button to send the invitation.

Answer: A
Section: (none)

Explanation/Reference:

QUESTION 41
Your company has a Microsoft 365 subscription and a Microsoft Azure Active Directory (Azure AD) tenant named contoso.onmicrosoft.com.
An external vendor has a Microsoft account that has a username of user1@outlook.com.
You plan to provide user1@outlook.com with access to several resources in the subscription.

You need to add the external user account to contoso.onmicrosoft.com. The solution must ensure that the external vendor can authenticate by using user1@outlook.com.

What should you do?

A. From Azure Cloud Shell, run the New-AzureADUser cmdlet and specify -UserPrincipalName user1@outlook.com.
B. From the Microsoft 365 admin center, add a contact, and then specify user1@outlook.com as the email address.
C. From the Azure portal, add a new guest user, and then specify user1@outlook.com as the email address.
D. From the Azure portal, add a custom domain name, and then create a new Azure AD user and use user1@outlook.com as the username.

Answer: C
Section: (none)

Explanation/Reference:

QUESTION 42
You have a Microsoft 365 subscription that contains several Microsoft SharePoint Online sites.
You discover that users from your company can invite external users to access files on the SharePoint sites.

You need to ensure that the company users can invite only authenticated guest users to the sites.

What should you do?

A. From the Microsoft 365 admin center, configure a partner relationship.
B. From SharePoint Online Management Shell, run the Set-SPOSite cmdlet.
C. From the Azure Active Directory admin center, configure a conditional access policy.
D. From the SharePoint admin center, configure the sharing settings.

Answer: D
Section: (none)

Explanation/Reference:

QUESTION 43
Your network contains an on-premises Active Directory domain. The domain contains 2,000 computers that run Windows 10.

You purchase a Microsoft 365 subscription.

You implement password hash synchronization and Azure Active Directory (Azure AD) Seamless Single Sign-On (Seamless SSO).

You need to ensure that users can use Seamless SSO from the Windows 10 computers.

What should you do?

A. Create a conditional access policy in Azure AD.
B. Deploy an Azure AD Connect staging server.
C. Join the computers to Azure AD.
D. Modify the Intranet zone settings by using Group Policy

Answer: D
Section: (none)

Explanation/Reference:

QUESTION 44
HOTSPOT

You work at a company named Contoso, Ltd.

Contoso has a Microsoft 365 subscription that is configured to use the DNS domains shown in the following table:

Name	Can enroll devices
Contoso.com	Yes
Contoso.onmicrosoft.com	Yes

Contoso purchases a company named Fabrikam, Inc.

Contoso plans to add the following domains to the Microsoft 365 subscription:
- fabrikam.com
- east.fabrikam.com
- west.contoso.com

You need to ensure that the devices in the new domains can register by using Autodiscover.

How many domains should you verify, and what is the minimum number of enterpriseregistration DNS records you should add? To answer, select the appropriate options in the answer area.

NOTE: Each correct selection is worth one point.

Hot Area:

Answer Area

Domains:

1
2
3

Enterpriseregistration DNS records:

1
2
3

Answer:

Answer Area

Domains:

1
2
3

Enterpriseregistration DNS records:

1
2
3

Section: (none)

Explanation/Reference:

QUESTION 45
Your company has a hybrid deployment of Microsoft 365.

Users authenticate by using pass-through authentication. Several Microsoft Azure AD Connect Authentication Agents are deployed.

You need to verify whether all the Authentication Agents are used for authentication.

What should you do?

A. From the Azure portal, use the Troubleshoot option on the Pass-through authentication page.
B. From Performance Monitor, use the #PTA authentications counter.
C. From the Azure portal, use the Diagnostics settings on the Monitor blade.
D. From Performance Monitor, use the Kerberos authentications counter.

Answer: B
Section: (none)

Explanation/Reference:

QUESTION 46
HOTSPOT

You have a Microsoft 365 subscription that uses an Azure Active Directory (Azure AD) tenant named contoso.com. The tenant contains the users shown in the following table:

Name	Role
User1	Report reader
User2	User administrator
User3	Security administrator
User4	Global administrator

From the Sign-ins blade of the Azure Active Directory admin center, for which users can User1 and User2 view the sign-ins? To answer, select the appropriate options in the answer area.

NOTE: Each correct selection is worth one point.

Hot Area:

Answer Area

User1 can view the sign-ins for the following users:

- User1 only
- User1 and User2 only
- User1, User2, and User3 only
- User1, User2, User3, and User4

User2 can view the sign-ins for the following users:

- User2 only
- User1 and User2 only
- User1, User2, and User3 only
- User1, User2, User3, and User4

Answer:

Answer Area

User1 can view the sign-ins for the following users:

- User1 only
- User1 and User2 only
- User1, User2, and User3 only
- User1, User2, User3, and User4 ✓

User2 can view the sign-ins for the following users:

- User2 only ✓
- User1 and User2 only
- User1, User2, and User3 only
- User1, User2, User3, and User4

Section: (none)

Explanation/Reference:

QUESTION 47
HOTSPOT

Your network contains an on-premises Active Directory domain. The domain contains a server named Server1. Server1 has a share named Share1 that contains the files shown in the following table:

Name	Created	Modified	Permission
File1.txt	12/15/2018	03/15/2019	Domain Users: Allow Read
File2.txt	01/15/2019	03/15/2019	User1: Allow Read
File3.txt	03/05/2019	03/15/2019	Domain Users: Allow Read User1: Deny Read

You have a hybrid deployment of Microsoft 365.
You create a Microsoft SharePoint site collection named Collection1.
You plan to migrate Share1 to a document library in Collection1.

You configure the SharePoint Migration Tool as shown in the exhibit:

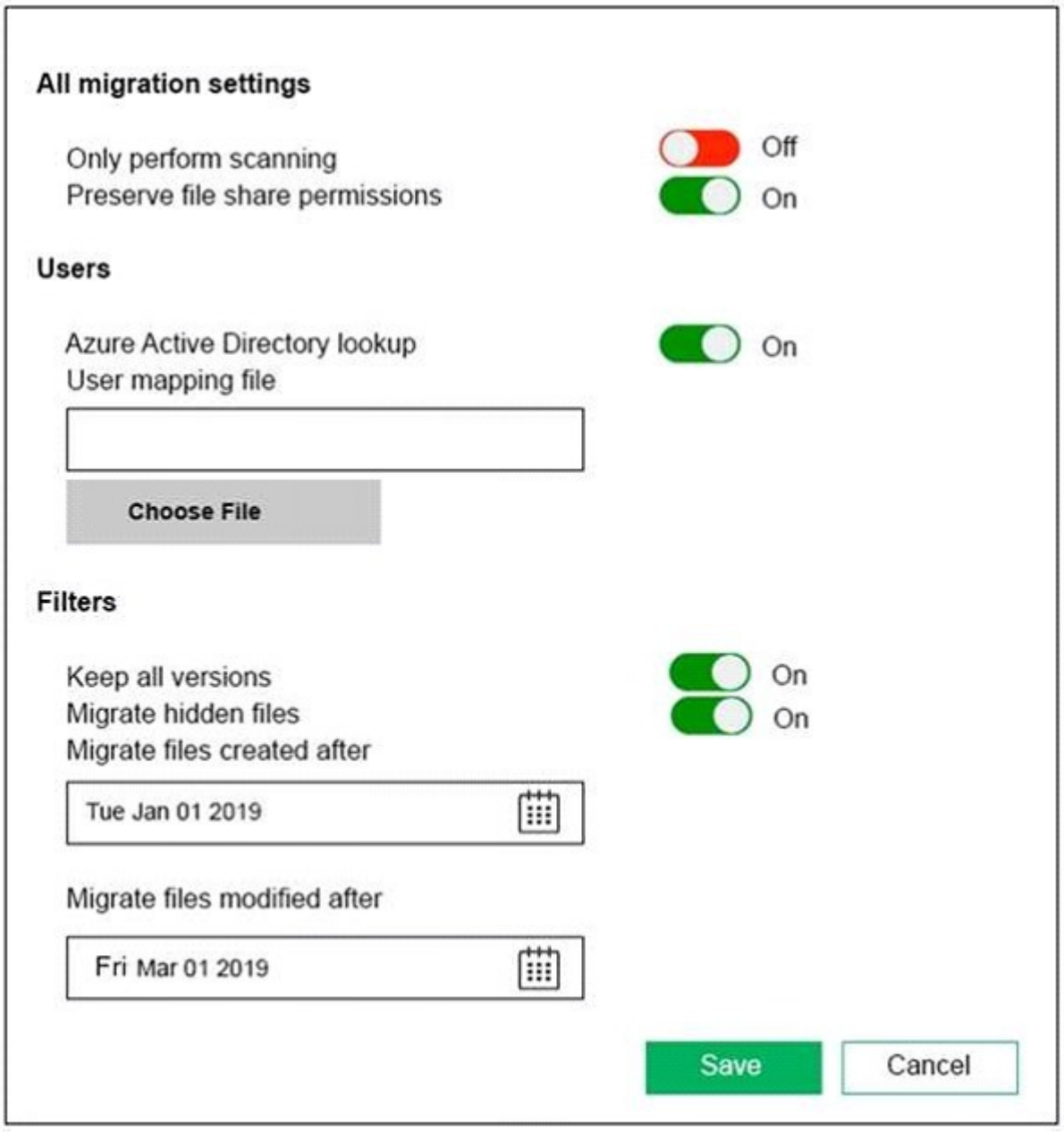

For each of the following statements, select Yes if the statement is true. Otherwise, select No.

NOTE: Each correct selection is worth one point.

Hot Area:

Statements	
File1.txt will be migrated to SharePoint.	
File2.txt will be migrated to SharePoint.	
User1 will be denied access to read File3.txt in SharePoint when the migration is complete.	

Answer:

Statements	
File1.txt will be migrated to SharePoint.	
File2.txt will be migrated to SharePoint.	
User1 will be denied access to read File3.txt in SharePoint when the migration is complete.	

Section: (none)

Explanation/Reference:

QUESTION 48
HOTSPOT

You have a Microsoft 365 Enterprise E5 subscription.

You add a cloud-based app named App1 to the Microsoft Azure Active Directory (Azure AD) enterprise applications list.

You need to ensure that two-step verification is enforced for all user accounts the next time they connect to App1.

Which three settings should you configure from the policy?

To answer, select the appropriate settings in the answer area.

Hot Area:

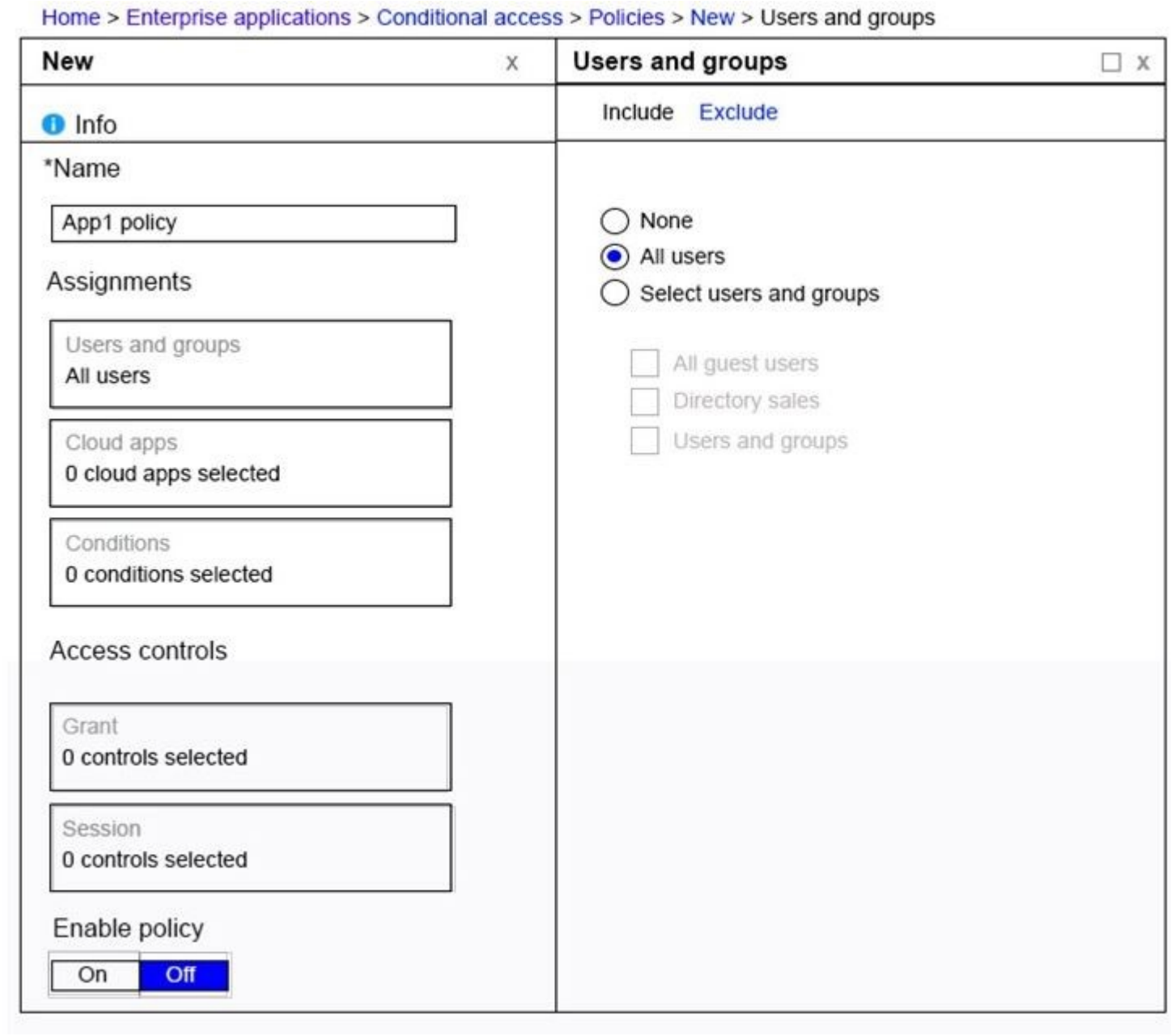
Home > Enterprise applications > Conditional access > Policies > New > Users and groups
New
Info
*Name
App1 policy
Assignments
Users and groups
All users
Cloud apps
0 cloud apps selected
Conditions
0 conditions selected
Access controls
Grant
0 controls selected
Session
0 controls selected
Enable policy
On
Off
Users and groups
Include
Exclude
None
All users
Select users and groups
All guest users
Directory sales
Users and groups

Answer:



Section: (none)

Explanation/Reference:

QUESTION 49
HOTSPOT

Your company has an Azure Active Directory (Azure AD) tenant named contoso.com and a Microsoft 365 subscription.

Contoso.com contains the users shown in the following table:

Name	Group
User1	Group1
User2	*None*

You add an enterprise application named App1 to contoso.com.
You configure the following self-service settings for App1:
- Allow users to request access to this application is set to Yes.
- To which group should assigned users be added is set to Group1.
- Who is allowed to approve access to this application is set to User2.
- Require approval before granting access to this application is set to Yes.

For each of the following statements, select Yes if the statement is true. Otherwise, select No.

NOTE: Each correct selection is worth one point.

Hot Area:

Answer Area

Statements	Yes	No
User1 can request access to App1.	○	○
When User2 requests access to App1, the user is added to Group1automatically.	○	○
User2 can approve requests for App1.	○	○

Answer:

Answer Area

Statements	Yes	No
User1 can request access to App1.	○	○
When User2 requests access to App1, the user is added to Group1automatically.	○	○
User2 can approve requests for App1.	○	○

Section: (none)

Explanation/Reference:

QUESTION 50
Note: This question is part of a series of questions that present the same scenario. Each question in the series contains a unique solution that might meet the stated goals.
Some question sets might have more than one correct solution, while others might not have a correct solution.
After you answer a question in this section, you will **NOT** be able to return to it. As a result, these questions will not appear in the review screen.

You have a hybrid deployment of Microsoft 365 that contains the objects shown in the following table:

Name	Type	Source
User1	User	Azure Active Directory (Azure AD)
User2	User	Windows Server Active Directory
Group1	Group	Cloud
Group2	Group	Windows Server Active Directory

Azure AD Connect has the following settings:
- Password Hash Sync: Enabled
- Password writeback: Enabled
- Group writeback: Enabled

You need to add User2 to Group 2.

Solution: From Azure PowerShell, you run the Set-AzureADGroup cmdlet.

Does this meet the goal?

A. Yes
B. No

Answer: B
Section: (none)

Explanation/Reference:

Exam E

QUESTION 1
Note: This question is part of a series of questions that present the same scenario. Each question in the series contains a unique solution that might meet the stated goals.
Some question sets might have more than one correct solution, while others might not have a correct solution.
After you answer a question in this section, you will **NOT** be able to return to it. As a result, these questions will not appear in the review screen.

You have a hybrid deployment of Microsoft 365 that contains the objects shown in the following table:

Name	Type	Source
User1	User	Azure Active Directory (Azure AD)
User2	User	Windows Server Active Directory
Group1	Group	Cloud
Group2	Group	Windows Server Active Directory

Azure AD Connect has the following settings:
- Password Hash Sync: Enabled
- Password writeback: Enabled
- Group writeback: Enabled

You need to add User2 to Group 2.

Solution: You use the Azure Active Directory admin center.

Does this meet the goal?

A. Yes
B. No

Answer: B
Section: (none)

Explanation/Reference:

QUESTION 2
Note: This question is part of a series of questions that present the same scenario. Each question in the series contains a unique solution that might meet the stated goals.
Some question sets might have more than one correct solution, while others might not have a correct solution.
After you answer a question in this section, you will **NOT** be able to return to it. As a result, these questions will not appear in the review screen.

You have a hybrid deployment of Microsoft 365 that contains the objects shown in the following table:

Name	Type	Source
User1	User	Azure Active Directory (Azure AD)
User2	User	Windows Server Active Directory
Group1	Group	Cloud
Group2	Group	Windows Server Active Directory

Azure AD Connect has the following settings:
- Password Hash Sync: Enabled
- Password writeback: Enabled
- Group writeback: Enabled

You need to add User2 to Group 2.

Solution: You use the Security & Compliance admin center.

Does this meet the goal?

A. Yes
B. No

Answer: B
Section: (none)

Explanation/Reference:

QUESTION 3
HOTSPOT

You have a Microsoft 365 subscription that uses a default domain named litwareinc.com. The subscription has a Microsoft SharePoint site collection named Collection1.

From the Azure Active Directory admin center, you configure the External collaboration settings as shown in the External Collaboration Settings exhibit:

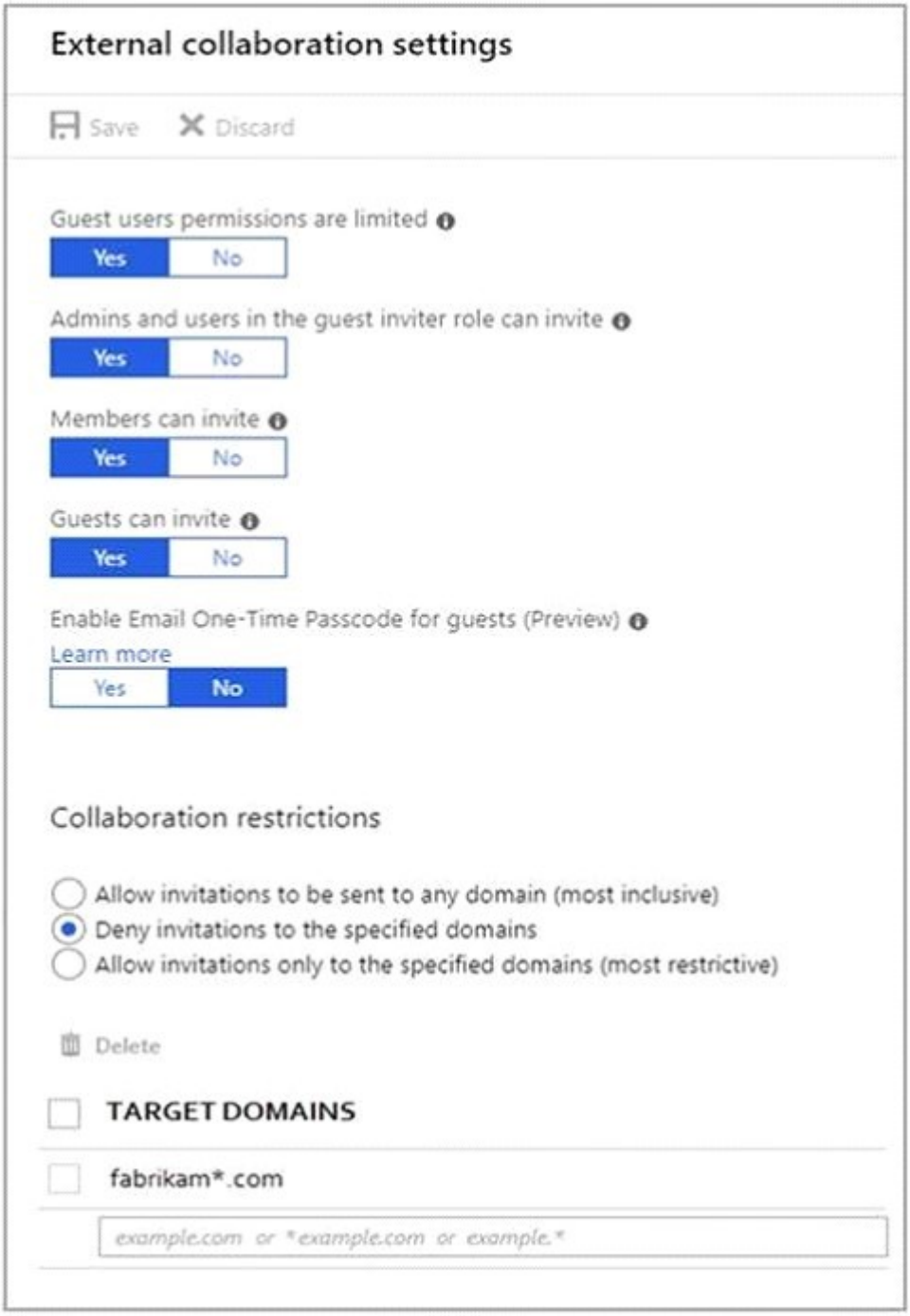

From the SharePoint admin center, you configure the sharing settings as shown in the SharePoint Sharing exhibit:

Sharing outside your organization

Control how users share content with people outside your organization.

- ○ Don't allow sharing outside your organization
- ○ Allow sharing only with the external users that already exist in your organization's directory
- ◉ Allow users to invite and share with authenticated external users
- ○ Allow sharing to authenticated external users and using anonymous access links

Who can share outside your organization

- ☐ Let only users in selected security groups share with authenticated external users

Default link type

Choose the type of link that is created by default when users get links. Learn more.

- ○ Direct - specific people
- ◉ Internal - only people in your organization
- ○ Anonymous Access - anyone with the link

- ☑ Use shorter links when sharing files and folders

Default link permission

Choose the default permission that is selected when users share. This applies to anonymous access, internal and direc

- ○ View
- ◉ Edit

Additional settings

☑ Limit external sharing using domains (applies to all future sharing invitations). Separate multiple domains with spa

Don't allow sharing with users from these blocked domains ▼

contoso.com

- ☐ Prevent external users from sharing files, folders, and sites that they don't own
- ☑ External users must accept sharing invitations using the same account that the invitations were sent to
- ☐ Require recipients to continually prove account ownership when they access shared items

Notifications

Email OneDrive for Business owners when

- ☑ Other users invite additional external users to shared files
- ☑ External users accept invitations to access files

For each of the following statements, select Yes if the statement is true. Otherwise, select No.

NOTE: Each correct selection is worth one point.

Hot Area:



Answer:



Section: (none)

Explanation/Reference:

QUESTION 4
You have a hybrid deployment of Microsoft 365 and an Azure Active Directory (Azure AD) tenant. The tenant contains the users shown in the following table:

Name	Type	Source
User1	Member	Azure AD
User2	Member	Windows Server Active Directory
User3	Guest	Microsoft account

Password protection in Azure AD is configured as shown in the following exhibit:



Which users will be prevented from using the word "Contoso" as part of their password?

A. User1 only
B. User1 and User2 only
C. User1 and User3 only
D. User1, User2, and User3

Answer: A
Section: (none)

Explanation/Reference:

QUESTION 5
You have a Microsoft 365 E5 subscription.
You need to ensure that users are prompted for multi-factor authentication (MFA) when they attempt to access Microsoft SharePoint Online resources. Users must NOT be prompted for MFA when they attempt to access other Microsoft 365 services.

What should you do?

A. From the Microsoft Endpoint Manager admin center, create an app protection policy.
B. From the multi-factor authentication page, configure the users settings.
C. From the Azure Active Directory admin center, create a conditional access policy.
D. From the Cloud App Security admin center, create an app access policy.

Answer: C
Section: (none)

Explanation/Reference:

QUESTION 6
HOTSPOT

You have a hybrid deployment of Microsoft 365 that contains the users shown in the following table:

Name	Member of
User1	Group2
User2	Group1, Group2
User3	Group1

You have an on-premises web app named AppA. Group1 has permissions to access AppA.
You configure an Azure Active Directory (Azure AD) Application Proxy.
You add an Application Proxy entry for AppA as shown the exhibit.(Click the Exhibit tab.)

You assign the AppA enterprise application in Azure to Group2.

For each of the following statements, select Yes if the statement is true. Otherwise, select No.

NOTE: Each correct selection is worth one point.

Hot Area:

Answer Area

Statements	Yes	No
User1 can access AppA by using the external URL.	○	○
User2 can access AppA in the My Apps portal.	○	○
User3 can access AppA by using the external URL.	○	○

Answer:

Answer Area

Statements	Yes	No
User1 can access AppA by using the external URL.	○	○
User2 can access AppA in the My Apps portal.	○	○
User3 can access AppA by using the external URL.	○	○

Section: (none)

Explanation/Reference:

QUESTION 7
Note: This question is part of a series of questions that present the same scenario. Each question in the series contains a unique solution that might meet the stated goals.
Some question sets might have more than one correct solution, while others might not have a correct solution.
After you answer a question in this section, you will **NOT** be able to return to it. As a result, these questions will not appear in the review screen.

You have a Microsoft 365 subscription.
You discover that some external users accessed content on a Microsoft SharePoint site. You modify the SharePoint sharing policy to prevent sharing outside your organization.

You need to be notified if the SharePoint policy is modified in the future.

Solution: From the SharePoint site, you create an alert.

Does this meet the goal?

A. Yes
B. No

Answer: B
Section: (none)

Explanation/Reference:

QUESTION 8
Note: This question is part of a series of questions that present the same scenario. Each question in the series contains a unique solution that might meet the stated goals.
Some question sets might have more than one correct solution, while others might not have a correct solution.
After you answer a question in this section, you will **NOT** be able to return to it. As a result, these questions will not appear in the review screen.

You have a Microsoft 365 subscription.

You discover that some external users accessed content on a Microsoft SharePoint site. You modify the SharePoint sharing policy to prevent sharing outside your organization.

You need to be notified if the SharePoint policy is modified in the future.

Solution: From the SharePoint admin center, you modify the sharing settings.

Does this meet the goal?

A. Yes
B. No

Answer: B
Section: (none)

Explanation/Reference:

QUESTION 9
Note: This question is part of a series of questions that present the same scenario. Each question in the series contains a unique solution that might meet the stated goals.
Some question sets might have more than one correct solution, while others might not have a correct solution.
After you answer a question in this section, you will **NOT** be able to return to it. As a result, these questions will not appear in the review screen.

You have a Microsoft 365 subscription.
You discover that some external users accessed content on a Microsoft SharePoint site. You modify the SharePoint sharing policy to prevent sharing outside your organization.

You need to be notified if the SharePoint policy is modified in the future.

Solution: From the Security & Compliance admin center, you create a threat management policy.

Does this meet the goal?

A. Yes
B. No

Answer: A
Section: (none)

Explanation/Reference:

QUESTION 10
Note: This question is part of a series of questions that present the same scenario. Each question in the series contains a unique solution that might meet the stated goals.
Some question sets might have more than one correct solution, while others might not have a correct solution.
After you answer a question in this section, you will **NOT** be able to return to it. As a result, these questions will not appear in the review screen.

You have a Microsoft 365 subscription.

You need to prevent users from accessing your Microsoft SharePoint Online sites unless the users are connected to your on-premises network.

Solution: From the Device Management admin center, you a trusted location and compliance policy.

Does this meet the goal?

A. Yes
B. No

Answer: B
Section: (none)

Explanation/Reference:

QUESTION 11
Note: This question is part of a series of questions that present the same scenario. Each question in the series contains a unique solution that might meet the stated goals.
Some question sets might have more than one correct solution, while others might not have a correct solution.
After you answer a question in this section, you will **NOT** be able to return to it. As a result, these questions will not appear in the review screen.

You have a Microsoft 365 subscription.

You need to prevent users from accessing your Microsoft SharePoint Online sites unless the users are connected to your on-premises network.

Solution: From the Microsoft 365 admin center, you configure the Organization profile settings.

Does this meet the goal?

A. Yes
B. No

Answer: B
Section: (none)

Explanation/Reference:

QUESTION 12
Note: This question is part of a series of questions that present the same scenario. Each question in the series contains a unique solution that might meet the stated goals.
Some question sets might have more than one correct solution, while others might not have a correct solution.
After you answer a question in this section, you will **NOT** be able to return to it. As a result, these questions will not appear in the review screen.

You have a Microsoft 365 subscription.

You need to prevent users from accessing your Microsoft SharePoint Online sites unless the users are connected to your on-premises network.

Solution: From the Azure Active Directory admin center, you create a trusted location and a conditional access policy.

Does this meet the goal?

A. Yes
B. No

Answer: A
Section: (none)

Explanation/Reference:

QUESTION 13
HOTSPOT

You have a data loss prevention (DLP) policy.
You need to increase the likelihood that the DLP policy will apply to data that contains medical terms from the International Classification of Diseases (ICD-9-CM).

The solution must minimize the number of false positives.

Which two settings should you modify? To answer, select the appropriate settings in the answer area.

NOTE: Each correct selection is worth one point.

Hot Area:

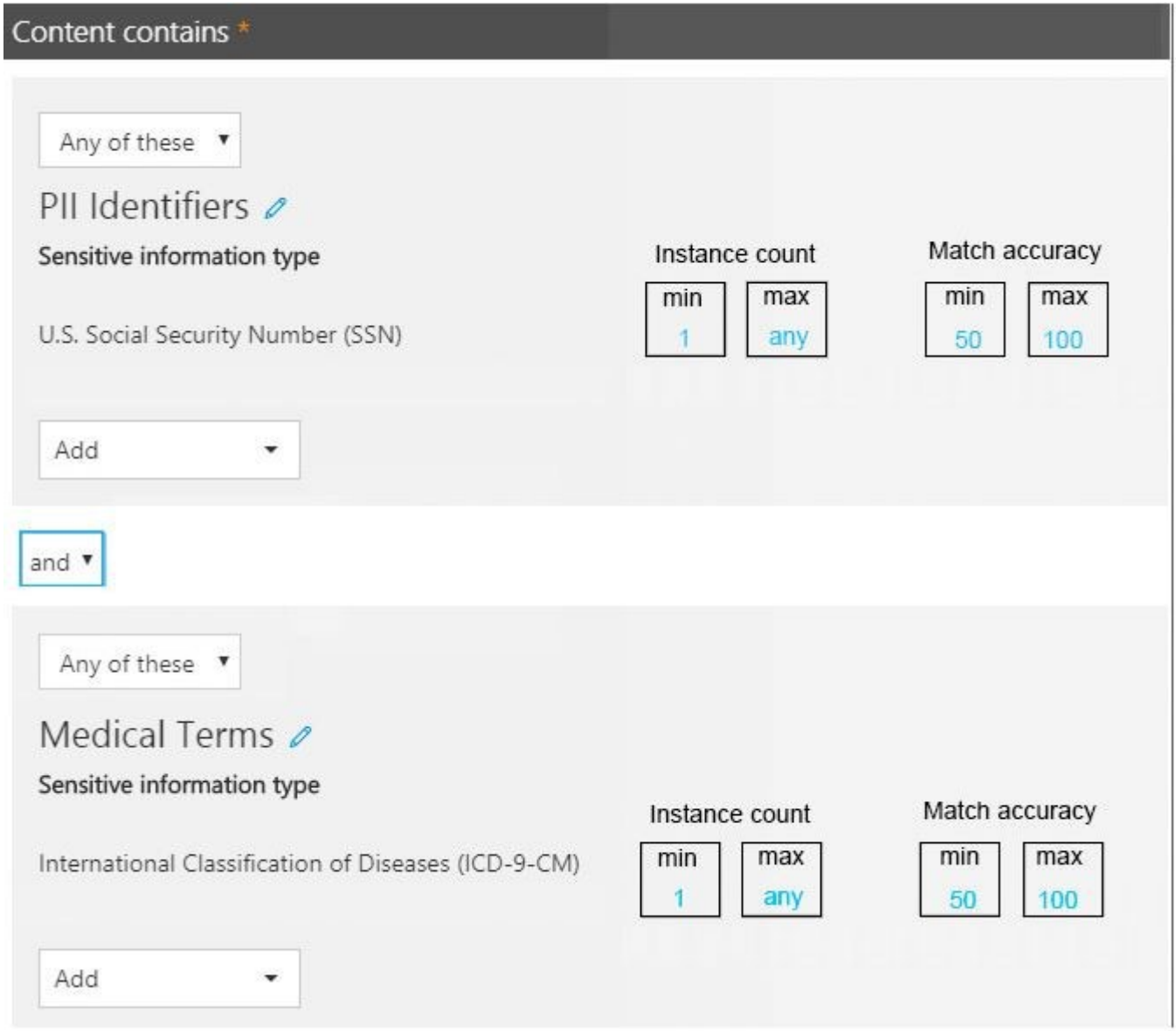
Content contains *
Any of these
PII Identifiers
Sensitive information type
Instance count
min
max
Match accuracy
min
max
U.S. Social Security Number (SSN)
1
any
50
100
Add
and
Any of these
Medical Terms
Sensitive information type
Instance count
min
max
Match accuracy
min
max
International Classification of Diseases (ICD-9-CM)
1
any
50
100
Add

Answer:

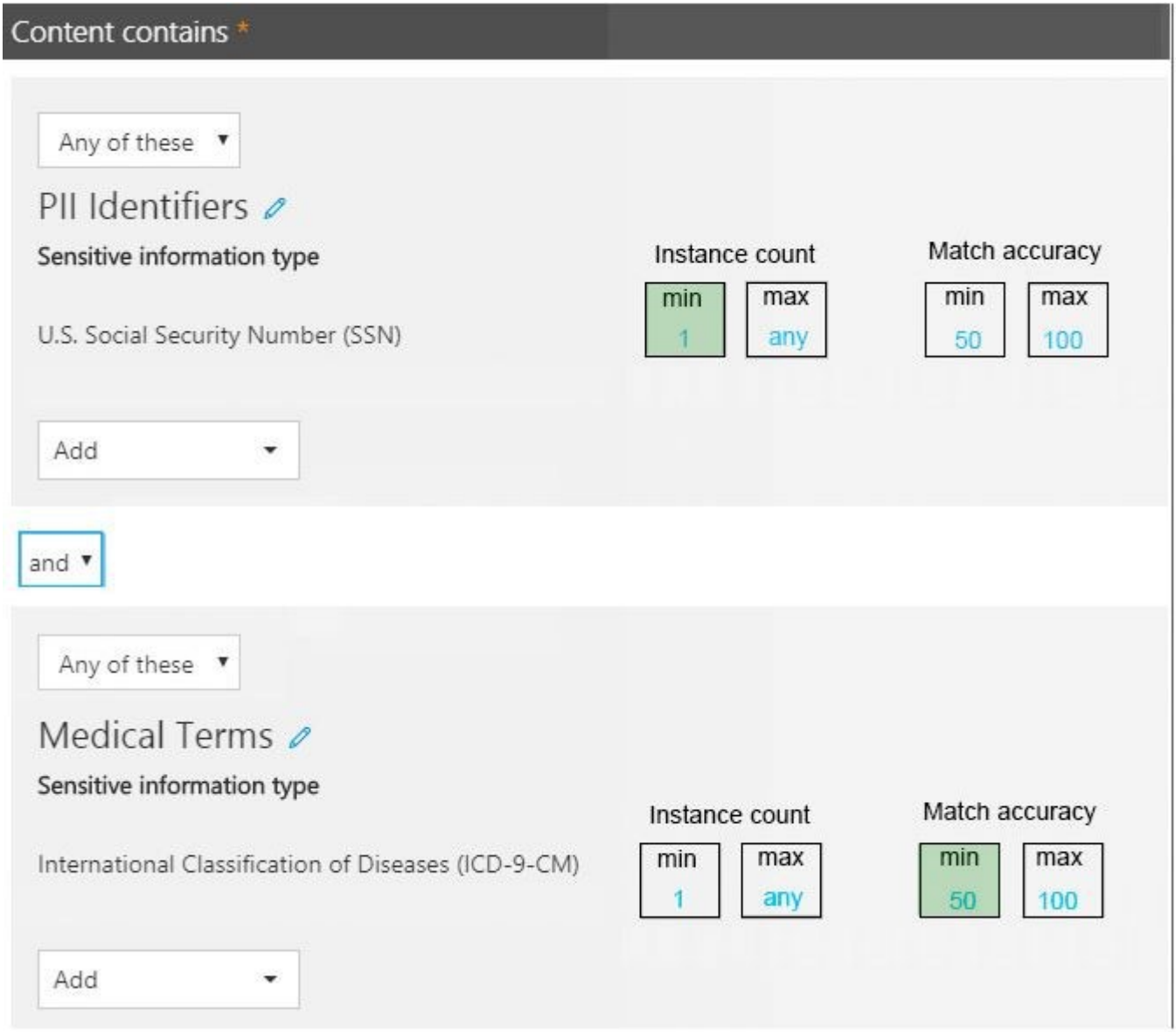

Section: (none)

Explanation/Reference:

QUESTION 14
SIMULATION

Please wait while the virtual machine loads. Once loaded, you may proceed to the lab section. This may take a few minutes, and the wait time will not be deducted from your overall test time.
When the Next button is available, click it to access the lab section. In this section, you will perform a set of tasks in a live environment. While most functionality will be available to you as it would be in a live environment, some functionality (e.g., copy and paste, ability to navigate to external websites) will not be possible by design.

Scoring is based on the outcome of performing the tasks stated in the lab. In other words, it doesn't matter how you accomplish the task, if you successfully perform it, you will earn credit for that task.

Labs are not timed separately, and this exam may have more than one lab that you must complete. You can use as much time as you would like to complete each lab. But, you should manage your time appropriately to ensure that you are able to complete the lab(s) and all other sections of the exam in the time provided.

Please note that once you submit your work by clicking the Next button within a lab, you will NOT be able to return to the lab.

You may now click next to proceed to the lab.

Lab information

Use the following login credentials as needed:

To enter your username, place your cursor in the Sign in box and click on the username below.

To enter your password, place your cursor in the Enter password box and click on the password below.

Microsoft 365 Username:
admin@LODSe426243.onmicrosoft.com

Microsoft 365 Password: 3&YWyjse-6-d

If the Microsoft 365 portal does not load successfully in the browser, press CTRL-K to reload the portal in a new browser tab.

Your organization recently implemented a new data retention policy. The policy requires that all files stored in an employeeâ€™s Microsoft OneDrive folders be retained for 60 days after the employee is terminated from the organization.

The human resources (HR) department of the organization deletes the user accounts of all terminated employees.

You need to ensure that the organization meets the requirements of the data retention policy.

A. You need to configure the OneDrive retention period for deleted users.

1. Go to the OneDrive admin center.
2. Select Storage.
3. Set the "Days to retain files in OneDrive after a user account is marked for deletion" option to 60.
4. Click Save to save the changes.

Answer: A
Section: (none)

Explanation/Reference:
This is now done using SCC instead. Protection.office.com >> Information governance>Retention

QUESTION 15
You have a Microsoft 365 subscription.
Your company purchases a new financial application named App1.
From Cloud Discovery in Microsoft Cloud App Security, you view the Discovered apps page and discover that many applications have a low score because they are missing information about domain registration and consumer popularity.

You need to prevent the missing information from affecting the score.

What should you configure from the Cloud Discover settings?

A. App tags
B. Score metrics
C. Organization details
D. Default behavior

Answer: B
Section: (none)

Explanation/Reference:

QUESTION 16
HOTSPOT

You are configuring an on-premises application named TestApp in Microsoft Azure as shown in the following exhibit:

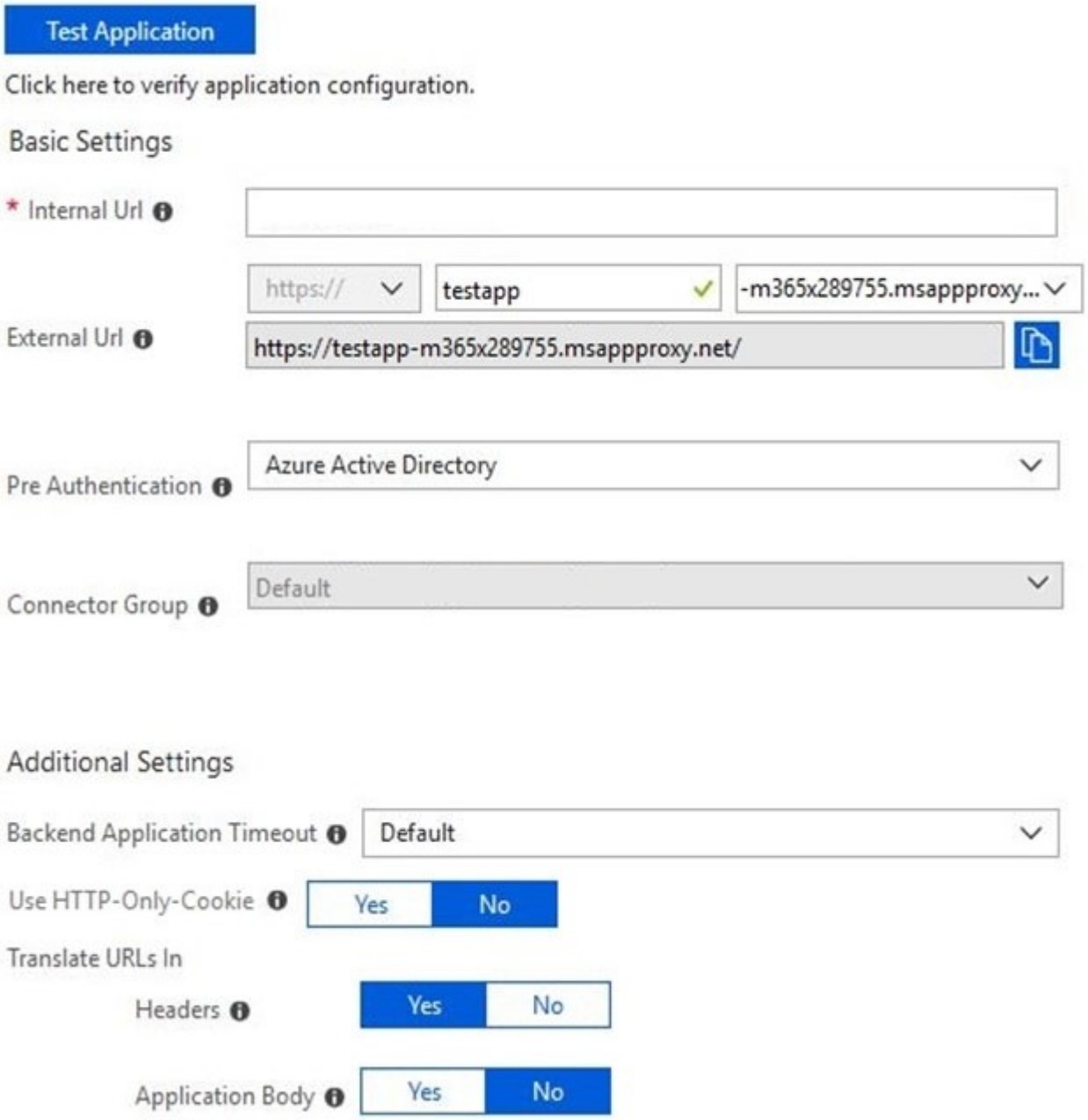

Use the drop-down menus to select the answer choice that completes each statement based on the information presented in the graphic.

NOTE: Each correct selection is worth one point.

Hot Area:

Answer Area

To ensure that when users access TestApp, the proxy automatically scans for internal URLs published through the Application Proxy, set [**answer choice**].

Use Http-Only Co
Translate URLs in
Translate URLs in

To protect TestApp from Cross-Site Scripting (XSS), set [**answer choice**].

Use Http-Only Co
Translate URLs in
Translate URLs in

Answer:

Answer Area

To ensure that when users access TestApp, the proxy automatically scans for internal URLs published through the Application Proxy, set [**answer choice**].

Use Http-Only Co
Translate URLs in
Translate URLs in

To protect TestApp from Cross-Site Scripting (XSS), set [**answer choice**].

Use Http-Only Co
Translate URLs in
Translate URLs in

Section: (none)

Explanation/Reference:

QUESTION 17

Your company has an on-premises Microsoft Exchange Server 2013 organization.
The company has 100 users.

The company purchases Microsoft 365 and plans to move its entire infrastructure to the cloud.
The company does **NOT** plan to sync the on-premises Active Directory domain to Microsoft Azure Active Directory (Azure AD).

You need to recommend which type of migration to use to move all email messages, contacts, and calendar items to Exchange Online.

What should you recommend?

A. Cutover migration
B. IMAP migration
C. Remote move migration
D. Staged migration

Answer: A
Section: (none)

Explanation/Reference:

QUESTION 18
HOTSPOT

You have a Microsoft 365 subscription.
You use the Microsoft Office Deployment Tool to install Microsoft 365 Apps for enterprise.
You create a configuration file that contains the following settings:

```
<Configuration>
 <Add SourcePath="\\Server1\Office"
     OfficeClientEdition="32"
     Channel="Broad"
     AllowCdnFallback="False">
  <Product ID="0365ProPlusRetail">
     <Language ID="en-us" />
     <Language ID="ja-jp" />
  </Product>
  <Product ID="VisioProRetail">
     <Language ID="en-us" />
     <Language ID="ja-jp" />
  </Product>
 </Add>
 <Remove All="TRUE">
  <Product ID="0365ProPlusRetail">
     <Language ID="en-us" />
  </Product>
  <Product ID="VisioProRetail">
     <Language ID="en-us" />
  </Product>
 </Remove>
 <Updates Enabled="TRUE"
         UpdatePath="\\Server1\Office"
         Channel="Broad" />
 <Display Level="None" AcceptEULA="TRUE" />
 <Logging Level="Standard" Path="%temp%" />
</Configuration>
```

Use the drop-down menus to select the answer choice that completes each statement based on the information presented in the graphic.

NOTE: Each correct selection is worth one point.

Hot Area:

Answer Area

The **[answer choice]** will be uninstalled from the computers.

MSI version of
C2R version of
MSI and C2R v

If the Office share on Server1 is missing the Japanese language pack, Microsoft 365 Apps for enterprise will **[answer choice]**.

be installed in E
be installed in a
NOT be installe

Answer:

Answer Area

The **[answer choice]** will be uninstalled from the computers.

MSI version of
C2R version of
MSI and C2R v

If the Office share on Server1 is missing the Japanese language pack, Microsoft 365 Apps for enterprise will **[answer choice]**.

be installed in E
be installed in a
NOT be installe

Section: (none)

Explanation/Reference:

QUESTION 19
You create a Microsoft 365 Enterprise subscription.
You assign licenses for all products to all users.
You need to prepare the environment to ensure that all Microsoft 365 Apps for enterprise installations occur from a network share. The solution must prevent the users from installing Microsoft 365 Apps for enterprise from the Internet.
You download the Office Deployment Tool (ODT).

Which three actions should you perform?

Each correct answer presents part of the solution.

NOTE: Each correct selection is worth one point.

A. From your computer, run setup.exe /download downloadconfig.xml.
B. Create an XML download file.
C. From the Microsoft 365 admin center, deactivate the Office 365 licenses for all the users.
D. From each client computer, run setup.exe /configure installconfig.xml.
E. From the Microsoft 365 admin center, configure the Software download settings.

Answer: ABE
Section: (none)

Explanation/Reference:

QUESTION 20
HOTSPOT

You create a Microsoft 365 subscription.
You plan to deploy Microsoft 365 Apps for enterprise applications to all the client computers at your company.
You prepare the following XML file for the planned deployment:

```
<Configuration>
 <Add OfficeClientEdition="32"
     Channel="Broad">
 <Product ID="0365ProPlusRetail">
   <Language ID="en-us" />
   </Product>
 </Add>
<Updates Enabled="TRUE"
         UpdatePath=""
         Channel="Targeted" />
<Display Level="None"
         AcceptEULA="TRUE" />
</Configuration>
```

Use the drop-down menus to select the answer choice that completes each statement based on the information presented in the graphic.

NOTE: Each correct selection is worth one point.

Hot Area:

Answer Area

Office 365 ProPlus feature updates will be installed **[answer choice]**.

once a r
once ev
once a y

Office 365 ProPlus security updates will be installed **[answer choice]**.

once a m
every six
every six

Answer:

Answer Area

Office 365 ProPlus feature updates will be installed **[answer choice]**.

once a r
once ev
once a y

Office 365 ProPlus security updates will be installed **[answer choice]**.

once a m
every six
every six

Section: (none)

Explanation/Reference:

QUESTION 21

Your network contains the servers shown in the following table:

Server name	Software	
Server1	Windows Server 2008	Doma
Server2	Windows Server 2012	Doma
Server3	Microsoft Exchange Server 2007	*Not ap*
Server4	Microsoft SharePoint Server 2010	*Not ap*
Server5	Microsoft Lync Server 2013	*Not ap*

You purchase Microsoft 365 Enterprise E5 and plan to move all workloads to Microsoft 365 by using a hybrid

identity solution and a hybrid deployment for all workloads.

You need to identify which server must be upgraded before you move to Microsoft 365.
What should you identify?

A. Server2
B. Server3
C. Server5
D. Server1
E. Server4

Answer: B
Section: (none)

Explanation/Reference:

QUESTION 22
Your on-premises network contains five file servers. The file servers host shares that contain user data.
You plan to migrate the user data to a Microsoft 365 subscription.

You need to recommend a solution to import the user data into Microsoft OneDrive.

What should you include in the recommendation?

A. Configure the settings of the OneDrive client on your Windows 10 device.
B. Configure the Sync settings in the OneDrive admin center.
C. Run the SharePoint Hybrid Configuration Wizard.
D. Run the SharePoint Migration Tool.

Answer: D
Section: (none)

Explanation/Reference:

QUESTION 23
Your network contains two Active Directory forests. Each forest contains two domains.
You plan to configure Hybrid Azure AD join for the computers.

You create a Microsoft Azure Active Directory (Azure AD) tenant.

You need to ensure that the computers can discover the Azure AD tenant.

What should you create?

A. A new computer account for each computer
B. A new service connection point (SCP) for each domain
C. A new trust relationship for each forest
D. A new service connection point (SCP) for each forest

Answer: D
Section: (none)

Explanation/Reference:

QUESTION 24
You have an on-premises Microsoft SharePoint Server 2016 environment.
You create a Microsoft 365 tenant.

You need to migrate some of the SharePoint sites to SharePoint Online. The solution must meet the following requirements:
- Microsoft OneDrive sites must redirect users to online content.
- Users must be able to follow both on-premises and cloud-based sites.
- Users must have a single SharePoint profile for both on-premises and on the cloud.
- When users search for a document by using keywords, the results must include online and on-premises results.

From the SharePoint Hybrid Configuration Wizard, you select the following features:
- Hybrid business to business (B2B) sites
- Hybrid OneDrive
- Hybrid Search

Which two requirements are met by using the SharePoint Hybrid Configuration Wizard features?

Each correct answer presents a complete solution.

NOTE: Each correct selection is worth one point.

A. Users must have a single SharePoint profile for both on-premises and on the cloud.
B. OneDrive sites must redirect users to online content.
C. Users must be able to follow both on-premises and cloud-based sites.
D. When users search for a document by using keywords, the results must include online and on-premises results.

Answer: BD
Section: (none)

Explanation/Reference:

QUESTION 25
DRAG DROP

You have several Microsoft SharePoint document libraries in your on-premises environment.
You have a Microsoft 365 tenant that has directory synchronization implemented.
You plan to move all the document libraries to SharePoint Online.

You need to recommend a migration strategy for the document libraries.

Which three actions should you recommend be performed in sequence?

To answer, move the appropriate actions from the list of actions to the answer area and arrange them in the correct order.

Select and Place:

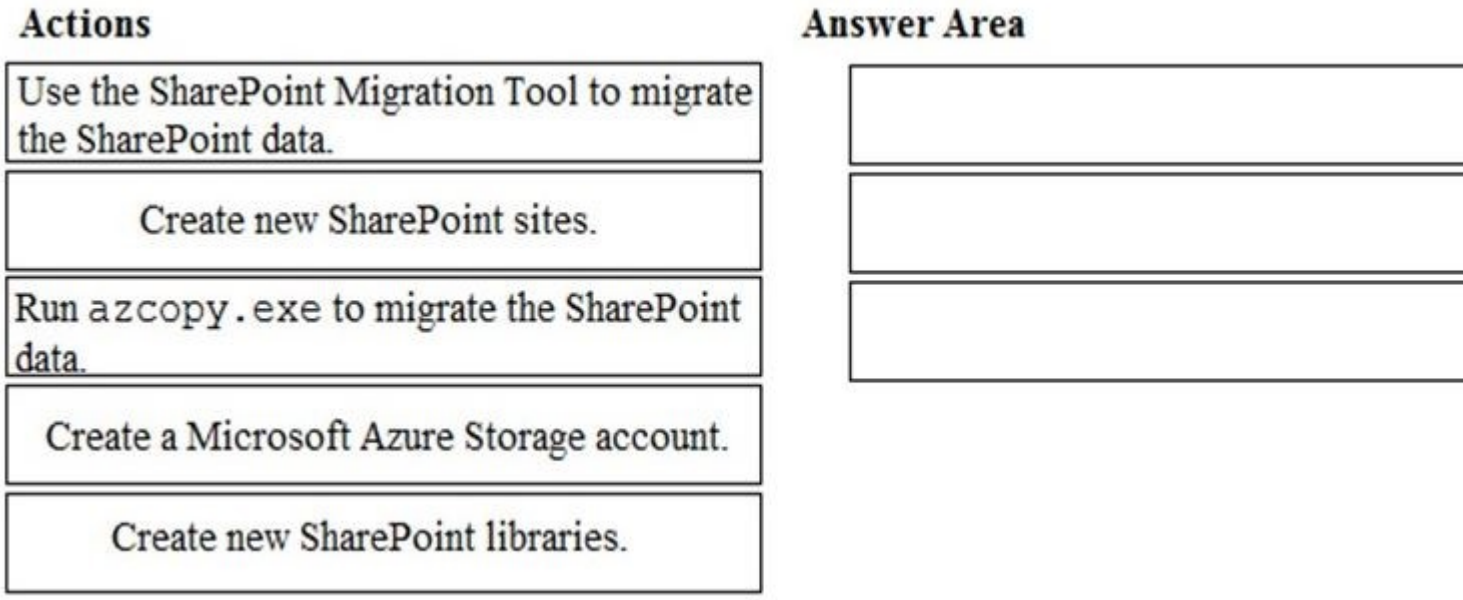

Answer:

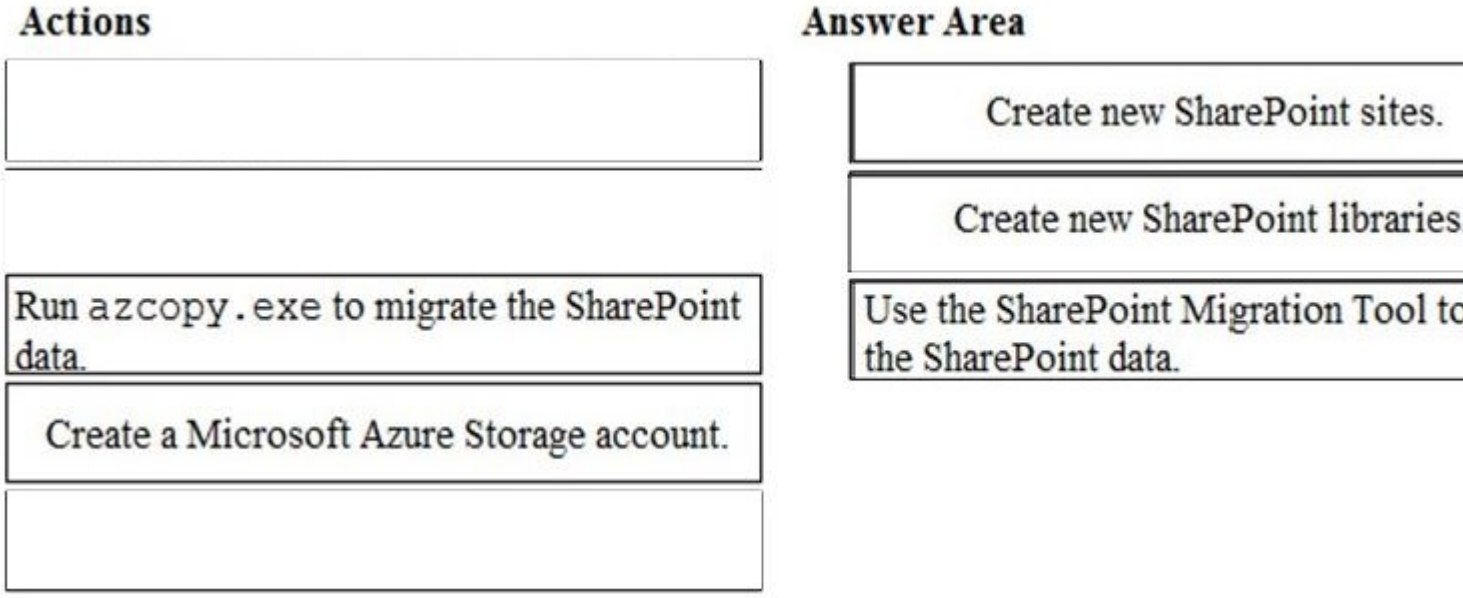

Section: (none)

Explanation/Reference:

QUESTION 26
You have a Microsoft 365 subscription. All users have client computers that run Windows 10 and have Microsoft 365 Apps for enterprise installed.
Some users in the research department work for extended periods of time without an Internet connection.

How many days can the research department users remain offline before they are prevented from editing Office

documents?

A. 10
B. 30
C. 90
D. 120

Answer: B
Section: (none)

Explanation/Reference:

QUESTION 27
Your network contains an Active Directory domain. The domain contains a server named Server1 that runs Windows Server 2016. Server1 has a share named Share1.
You have a hybrid deployment of Microsoft 365.

You need to migrate the content in Share1 to Microsoft OneDrive.

What should you use?

A. Windows Server Migration Tools
B. Microsoft SharePoint Migration Tool
C. Storage Migration Service

Answer: B
Section: (none)

Explanation/Reference:

QUESTION 28
Note: This question is part of a series of questions that present the same scenario. Each question in the series contains a unique solution that might meet the stated goals.
Some question sets might have more than one correct solution, while others might not have a correct solution.
After you answer a question in this section, you will **NOT** be able to return to it. As a result, these questions will not appear in the review screen.

Your company has a main office and three branch offices. All the branch offices connect to the main office by using a WAN link. The main office has a high-speed
Internet connection. All the branch offices connect to the Internet by using the main office connection.

Users use Microsoft Outlook 2016 to connect to a Microsoft Exchange Server mailbox hosted in the main office. The users report that when the WAN link in their office becomes unavailable, they cannot access their mailbox.

You create a Microsoft 365 subscription, and then migrate all the user data to Microsoft 365.

You need to ensure that all the users can continue to use Outlook to receive email messages if a WAN link fails.

Solution: You enable Cached Exchange Mode for all the Outlook profiles.

Does this meet the goal?

A. Yes
B. No

Answer: B
Section: (none)

Explanation/Reference:

QUESTION 29
SIMULATION

Please wait while the virtual machine loads. Once loaded, you may proceed to the lab section. This may take a few minutes, and the wait time will not be deducted from your overall test time.
When the Next button is available, click it to access the lab section. In this section, you will perform a set of tasks in a live environment. While most functionality will be available to you as it would be in a live environment, some functionality (e.g., copy and paste, ability to navigate to external websites) will not be possible by design.

Scoring is based on the outcome of performing the tasks stated in the lab. In other words, it doesn't matter how you accomplish the task, if you successfully perform it, you will earn credit for that task.

Labs are not timed separately, and this exam may have more than one lab that you must complete. You can use as much time as you would like to complete each lab. But, you should manage your time appropriately to ensure that you are able to complete the lab(s) and all other sections of the exam in the time provided.

Please note that once you submit your work by clicking the Next button within a lab, you will NOT be able to return to the lab.

You may now click next to proceed to the lab.

Lab information

Use the following login credentials as needed:

To enter your username, place your cursor in the Sign in box and click on the username below.

To enter your password, place your cursor in the Enter password box and click on the password below.

Microsoft 365 Username:
admin@LODSe426243.onmicrosoft.com

Microsoft 365 Password: 3&YWyjse-6-d

If the Microsoft 365 portal does not load successfully in the browser, press CTRL-K to reload the portal in a new browser tab.

Your organization plans to start a new collaborative project that will contain email and chat communications, as well as regular meetings.
You need to create a team in Microsoft Teams for the planned project. The team must have the following configurations:
- Be named Project1.
- Have an owner named Lee Gu.
- Have a channel named Channel1.

To answer, sign in to the Microsoft 365 portal.

A. You need to create a team. You can create a team in the Microsoft Teams Admin Center or in the Microsoft Teams app. However, to be able to specify the team owner when creating the team, you need to use the Teams Admin Center.

1. Go to the Microsoft Teams Admin Center.
2. In the left navigation pane, expand the Teams section and select "Manage Teams"
3. Click the "Add" link to add a new team.
4. Give the team the name Project1.
5. In the Team Owner field, remove your name which is there by default and add Lee Gu.
6. Click the "Create a team" button to create the team.
7. In the teams list, select the Project1 team.
8. Click on "Channels"
9. Click the "Add" link to add a new channel.
10. Give the channel the name Channel1.
11. Click the Apply button to create the channel.

Answer: A
Section: (none)

Explanation/Reference:

QUESTION 30
SIMULATION

Please wait while the virtual machine loads. Once loaded, you may proceed to the lab section. This may take a few minutes, and the wait time will not be deducted from your overall test time.
When the Next button is available, click it to access the lab section. In this section, you will perform a set of tasks in a live environment. While most functionality will be available to you as it would be in a live environment, some functionality (e.g., copy and paste, ability to navigate to external websites) will not be possible by design.

Scoring is based on the outcome of performing the tasks stated in the lab. In other words, it doesn't matter how you accomplish the task, if you successfully perform it, you will earn credit for that task.

Labs are not timed separately, and this exam may have more than one lab that you must complete. You can use as much time as you would like to complete each lab. But, you should manage your time appropriately to ensure that you are able to complete the lab(s) and all other sections of the exam in the time provided.

Please note that once you submit your work by clicking the Next button within a lab, you will NOT be able to return to the lab.

You may now click next to proceed to the lab.

Lab information

Use the following login credentials as needed:

To enter your username, place your cursor in the Sign in box and click on the username below.

To enter your password, place your cursor in the Enter password box and click on the password below.

Microsoft 365 Username:
admin@LODSe426243.onmicrosoft.com

Microsoft 365 Password: 3&YWyjse-6-d

If the Microsoft 365 portal does not load successfully in the browser, press CTRL-K to reload the portal in a new

browser tab.

Your organization recently purchased a projector that can be moved easily between conference rooms.
You need to ensure that any user in the organization can add the projector to a Microsoft Outlook meeting request. The solution must ensure that a user named

Lee Gu must approve all meeting requests.

To answer, sign in to the Microsoft 365 portal.

A. You need to create a resource mailbox in Exchange.

1. Go to the Exchange Admin Center.
2. In the left navigation pane, select Recipients.
3. Click the Resources link.
4. Click the plus (+) icon and select "Equipment Mailbox".
5. Give the mailbox a name such as "Projector1".
6. Enter the name projector1 in the email address field.
7. Click the Save button to create the equipment mailbox.
8. In the resource mailbox list, select the new mailbox and click the Edit icon (pencil icon).
9. Select "Booking Delegates" in the menu list.
10. Select the option, "Select delegates who can accept or decline booking requests".
11. Click the plus (+) icon and add Lee Gu as a delegate.
12. Click the Save button to save the changes.

Answer: A
Section: (none)

Explanation/Reference:

QUESTION 31
Your company has an on-premises Microsoft Exchange Server 2016 organization. The organization is in the company's main office in Melbourne. The main office has a low-bandwidth connection to the Internet.
The organization contains 250 mailboxes.
You purchase a Microsoft 365 subscription and plan to migrate to Exchange Online next month.
In 12 months, you plan to increase the bandwidth available for the Internet connection.

You need to recommend the best migration strategy for the organization. The solution must minimize administrative effort.

What is the best recommendation to achieve the goal?

More than one answer choice may achieve the goal. Select the **BEST** answer.

A. Network upload
B. Cutover migration
C. Hybrid migration
D. Staged migration

Answer: C
Section: (none)

Explanation/Reference:

QUESTION 32
HOTSPOT

Your company has 500 client computers that run Windows 10.
You plan to deploy Microsoft 365 Apps for enterprise to all the computers.
You create the following XML file for the planned deployment:

```
<Configuration>
 <Add OfficeClientEdition="64" Channel="Broad" ForceUpgrade="TRUE">
     <Product ID="0365ProPlusRetail">
          <Language ID="en-us"/>
          <ExcludeApp ID="Groove"/>
          <ExcludeApp ID="Publisher"/>
     </Product>
 </Add>
 <Updates Enabled="TRUE" Channel="Broad" Deadline="03/31/2019, 00:00"
UpdatePath="\\sccm\updates"/>
 <Display Level="Full" AcceptEULA="TRUE"/>
 <Property Name="FORCEAPPSHUTDOWN" Value="TRUE"/>
 <Property Name="SharedComputerLicensing" Value="0"/>
 <Property Name="PinIconsToTaskbar" Value="TRUE"/>
</Configuration>
```

Use the drop-down menus to select the answer choice that completes each statement based on the information presented in the graphic.

NOTE: Each correct selection is worth one point.

Hot Area:

Answer Area

When the installation is complete [**answer choice**].

all users will be prompted to accept the
all users will be prompted to install sev
all semi-annual channel updates will be

Office 365 ProPlus will [**answer choice**].

include Microsoft OneDrive for Busine
be installed on all the computers
be installed only on the computers that

Answer:

Answer Area

When the installation is complete [**answer choice**].

all users will be prompted to accept the
all users will be prompted to install sev
all semi-annual channel updates will be

Office 365 ProPlus will [**answer choice**].

include Microsoft OneDrive for Busine
be installed on all the computers
be installed only on the computers that

Section: (none)

Explanation/Reference:

QUESTION 33
Your company has a Microsoft Azure Active Directory (Azure AD) directory tenant named contoso.onmicrosoft.com.
All users have client computers that run Windows 10 Pro and are joined to Azure AD.
The company purchases a Microsoft 365 E3 subscription.

You need to upgrade all the computers to Windows 10 Enterprise. The solution must minimize administrative effort.
You assign licenses from the Microsoft 365 admin center.

What should you do next?

A. Add a custom domain name to the subscription.
B. Deploy Windows 10 Enterprise by using Windows Autopilot.
C. Create a provisioning package, and then deploy the package to all the computers.
D. Instruct all the users to log off of their computer, and then to log in again.

Answer: D
Section: (none)

Explanation/Reference:

QUESTION 34
Your company has a Microsoft 365 subscription.
You plan to move several archived PST files to Microsoft Exchange Online mailboxes.

You need to create an import job for the PST files.

Which three actions should you perform before you create the import job?

Each correct answer presents part of the solution.

NOTE: Each correct selection is worth one point.

A. Create a Microsoft Azure Storage account.
B. From Security & Compliance, retrieve the SAS key.
C. Run azcopy.exe to copy the PST files to Microsoft Azure Storage
D. From Exchange admin center, run a new migration batch.
E. Create a PST import mapping file.

Answer: BCE
Section: (none)

Explanation/Reference:

QUESTION 35
You have Windows 10 devices that are managed by using Microsoft Endpoint Manager. All the devices have Microsoft Office 365 apps installed.
You need to configure the proofing tool settings for the Office 365 apps.

From the Microsoft Endpoint Manager admin center, what should you create?

A. A device compliance policy
B. An app configuration policy
C. An app
D. A device configuration profile

Answer: B
Section: (none)

Explanation/Reference:

QUESTION 36
You publish an enterprise application named App1 that processes financial data.
You need to ensure that access to App1 is revoked for users who no longer require viewing the processed financial data.

What should you configure?

A. An owner
B. An app protection policy
C. An access review
D. A conditional access policy

Answer: C
Section: (none)

Explanation/Reference:

QUESTION 37
HOTSPOT

You have a Microsoft 365 subscription that uses an Azure Active Directory (Azure AD) tenant named contoso.com. The tenant contains the Windows 10 devices shown in the following table:

Name	Version	Language
Device1	x86	German
Device2	x64	English
Device3	x64	French

All the devices are managed by using Microsoft Endpoint Manager and are members of a group named Group1.
From the Microsoft Endpoint Manager admin center, you create an app suite named App1 for Microsoft Office 365 apps.
You configure the App1 settings as shown in the exhibit:

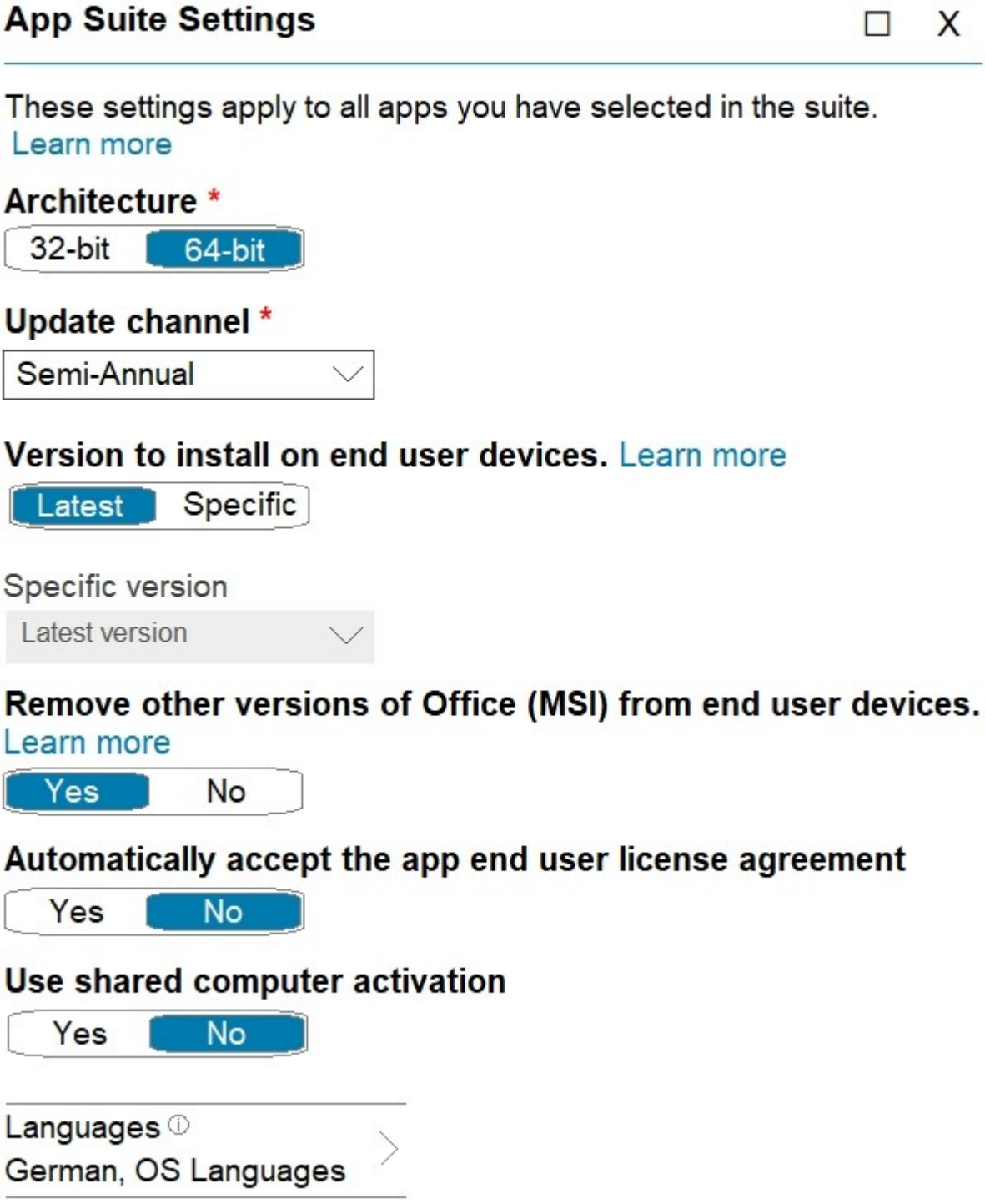

You assign App1 to Group1.

For each of the following statements, select Yes if the statement is true. Otherwise, select No.

Note: Each correct selection is worth one point.

Hot Area:

Answer Area

Statements	Yes	N
On Device1, Office 365 ProPlus will be installed and the display language will be German.	◯	
On Device2, Office 365 ProPlus will be installed and both the German and English display languages will be installed.	◯	
On Device3, Office 365 ProPlus will be installed and both the German and French display languages will be installed.	◯	

Answer:

Answer Area

Statements	Yes	N
On Device1, Office 365 ProPlus will be installed and the display language will be German.	◯	
On Device2, Office 365 ProPlus will be installed and both the German and English display languages will be installed.	◯	
On Device3, Office 365 ProPlus will be installed and both the German and French display languages will be installed.	◯	

Section: (none)

Explanation/Reference:

QUESTION 38
HOTSPOT

You have a Microsoft 365 subscription that uses an Azure Active Directory (Azure AD) tenant named contoso.com. The tenant contains the users shown in the following table:

Name	Device type	License
User1	Windows 10	*None*
User2	Windows 10	Microsoft Office 365 E5
User3	Android	Microsoft Office 365 E5

You configure the Office software download settings as shown in the exhibit:

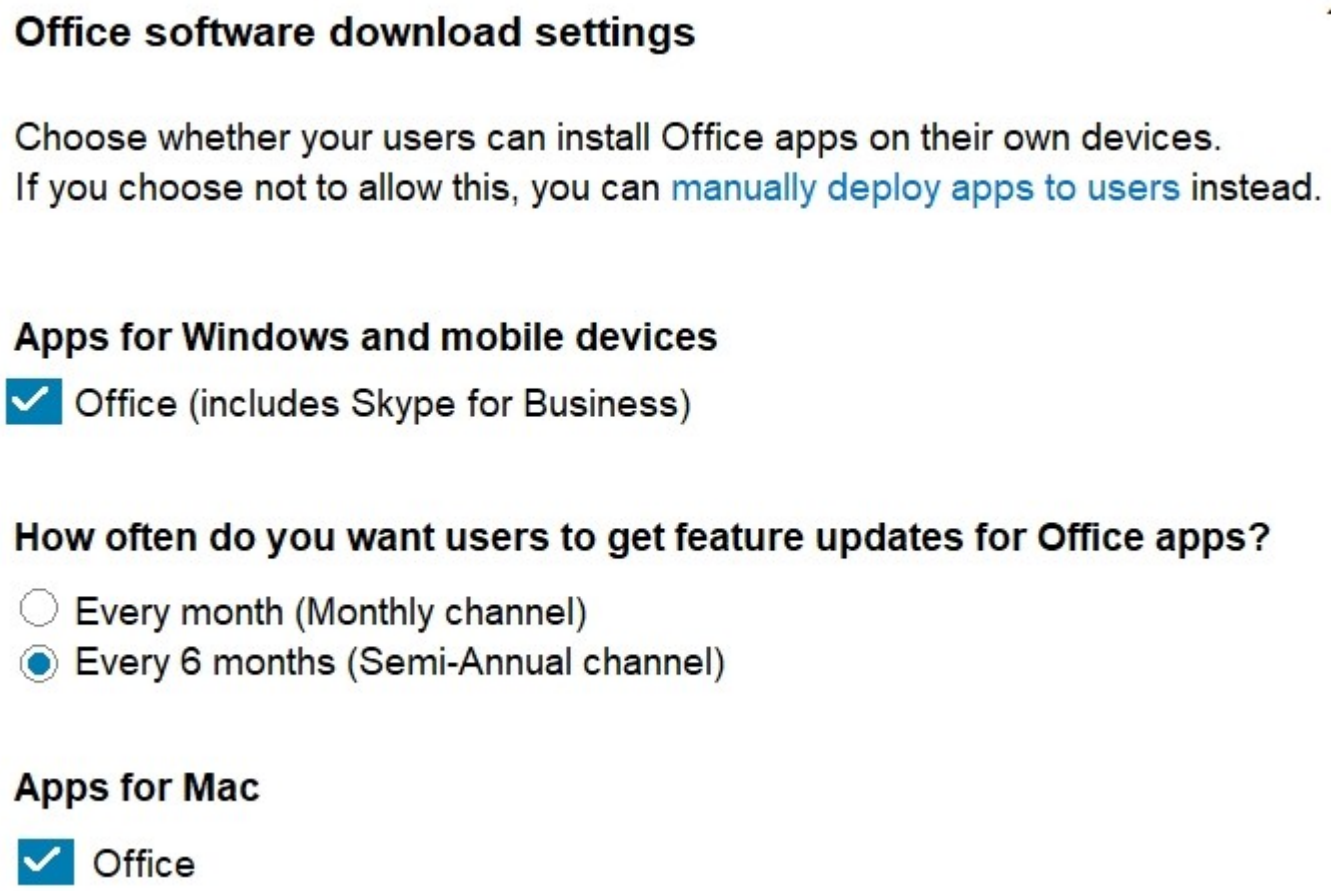

For each of the following statements, select Yes if the statement is true. Otherwise, select No.

NOTE: Each correct selection is worth one point.

Hot Area:

Answer Area

Statements	Yes	No
User1 can use Microsoft Word Online to edit documents when he signs in to https://www.office.com.	○	○
User2 can install Office 365 apps on his device when he signs in to https://www.office.com.	○	○
User3 can install Microsoft Word on his device when he signs in to https://www.office.com.	○	○

Answer:

Answer Area

Statements	Yes	No
User1 can use Microsoft Word Online to edit documents when he signs in to https://www.office.com.	○	●
User2 can install Office 365 apps on his device when he signs in to https://www.office.com.	●	○
User3 can install Microsoft Word on his device when he signs in to https://www.office.com.	○	●

Section: (none)

Explanation/Reference:

QUESTION 39
Your network contains an Active Directory forest named contoso.local.
You purchase a Microsoft 365 subscription.
You plan to move to Microsoft 365 and to implement a hybrid deployment solution for the next 12 months.

You need to prepare for the planned move to Microsoft 365.

What is the best action to perform before you implement directory synchronization?

More than one answer choice may achieve the goal. Select the **BEST** answer.

A. Purchase a third-party X.509 certificate.
B. Rename the Active Directory forest.
C. Purchase a custom domain name.
D. Create an external forest trust.

Answer: C
Section: (none)

Explanation/Reference:

QUESTION 40
HOTSPOT

Your company uses Gmail as a corporate email solution.
You purchase a Microsoft 365 subscription and plan to move all email data to Microsoft Exchange Online.

You plan to perform the migration by using the Exchange admin center.

You need to recommend which type of migration to use and which type of data to migrate.

What should you recommend?

To answer, select the appropriate options in the answer area.

NOTE: Each correct selection is worth one point.

Hot Area:

Answer Area

Migration type to use:

Cutover migration
Staged migration
Remote move migration
IMAP migration

Data to include in the migration:

Email only
Email and calendar only
Email, calendar and contacts only
Email, calendar, contacts, and tasks

Answer:

Answer Area

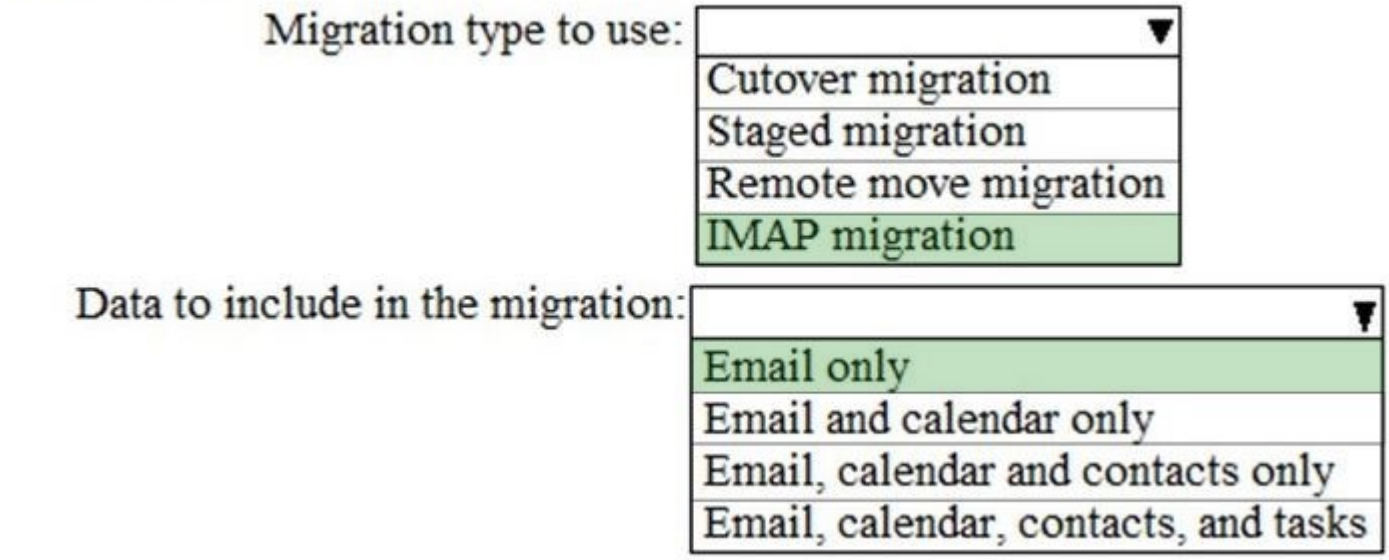

Section: (none)

Explanation/Reference:

QUESTION 41
You have a Microsoft Azure Active Directory (Azure AD) tenant named contoso.com.
You add an app named App1 to the enterprise applications in contoso.com.

You need to configure self-service app access for App1.

What should you do first?

A. Assign App1 to users and groups.
B. Add an owner to App1.
C. Configure the provisioning mode for App1.
D. Configure an SSO method for App1.

Answer: C
Section: (none)

Explanation/Reference:

QUESTION 42
Your on-premises network contains the web applications shown in the following table:

Name	Hosted on server
App1	Web1
App2	Web1
App3	Web2
App4	Web2

You purchase Microsoft 365, and then implement directory synchronization.
You plan to publish the web applications.

You need to ensure that all the applications are accessible by using the My Apps portal. The solution must minimize administrative effort.

What should you do first?

A. Deploy one conditional access policy.
B. Deploy one Application Proxy connector.
C. Create four application registrations.
D. Create a site-to-site VPN from Microsoft Azure to the on-premises network.

Answer: B
Section: (none)

Explanation/Reference:

QUESTION 43
You have a Microsoft 365 E5 subscription.
All users are assigned a license to Microsoft 365 Apps for enterprise.
The users report that they do not have the option to install Microsoft 365 apps on their device as shown in the following exhibit:

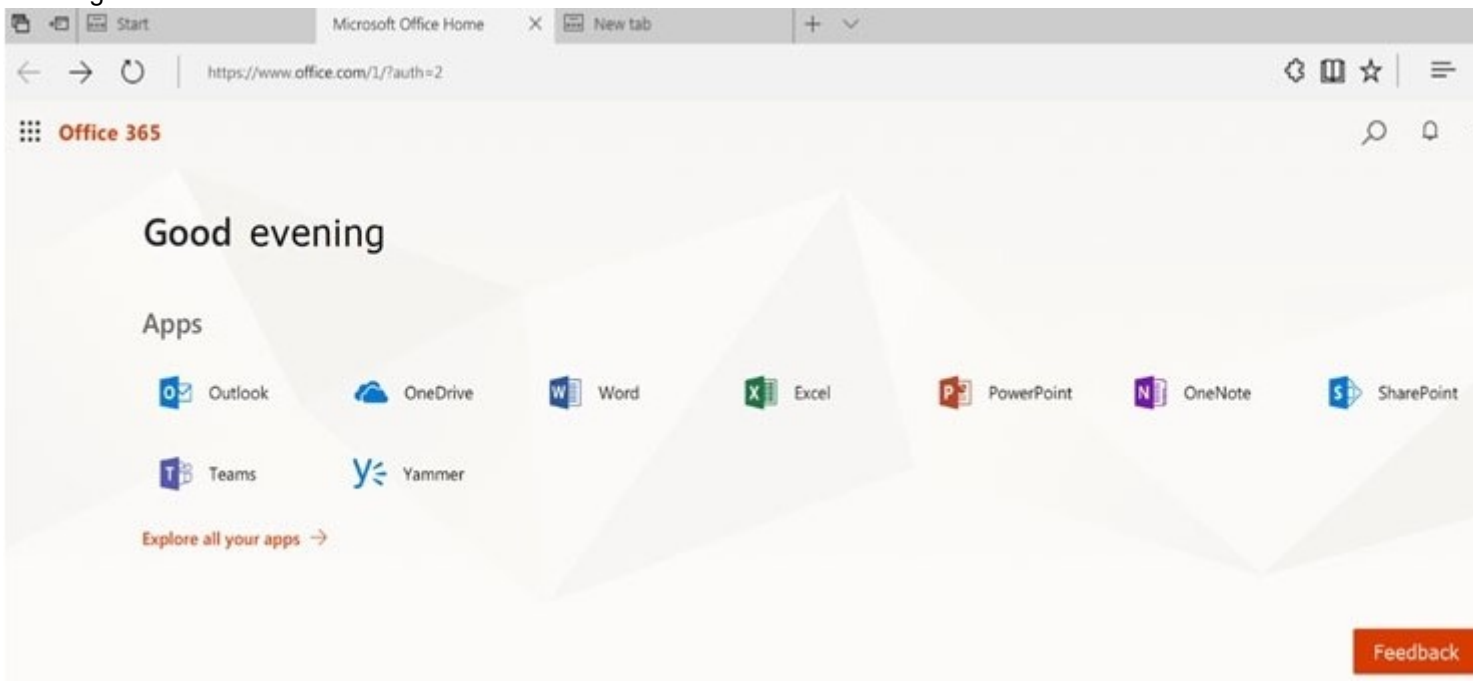

You need to ensure that the users can install Microsoft 365 apps from the Office 365 portal.

What should you do?

A. From the Microsoft 365 admin center, modify the user license settings.
B. From the Microsoft Endpoint Manager admin center, create a Microsoft 365 Apps app and assign the app to the devices.
C. From the Microsoft Endpoint Manager admin center, create a Microsoft 365 Apps app and assign the app to the users.
D. From the Microsoft 365 admin center, modify the Services & add-ins settings.

Answer: D
Section: (none)

Explanation/Reference:

QUESTION 44
Your network contains an Active Directory domain named contoso.com.
You have a Microsoft 365 subscription.
You have a Microsoft Azure Active Directory (Azure AD) tenant named contoso.onmicrosoft.com.

You implement directory synchronization.
The developers at your company plan to build an app named App1. App1 will connect to the Microsoft Graph API to provide access to several Microsoft Office 365 services.

You need to provide the URI for the authorization endpoint that App1 must use.

What should you provide?

A. https://login.microsoftonline.com/
B. https://contoso.com/contoso.onmicrosoft.com/app1
C. https://login.microsoftonline.com/contoso.onmicrosoft.com/
D. https://myapps.microsoft.com

Answer: C
Section: (none)

Explanation/Reference:

QUESTION 45
DRAG DROP

Your company has a hybrid deployment of Azure Active Directory (Azure AD).
You purchase a Microsoft 365 subscription.
You plan to migrate the Home folder of each user to Microsoft 365 during several weeks. Each user has a device that runs Windows 10.
You need to recommend a solution to migrate the Home folder of five administrative users as quickly as possible.

Which three actions should you recommend be performed in sequence?

To answer, move the appropriate actions from the list of actions to the answer area and arrange them in the

correct order.

Select and Place:

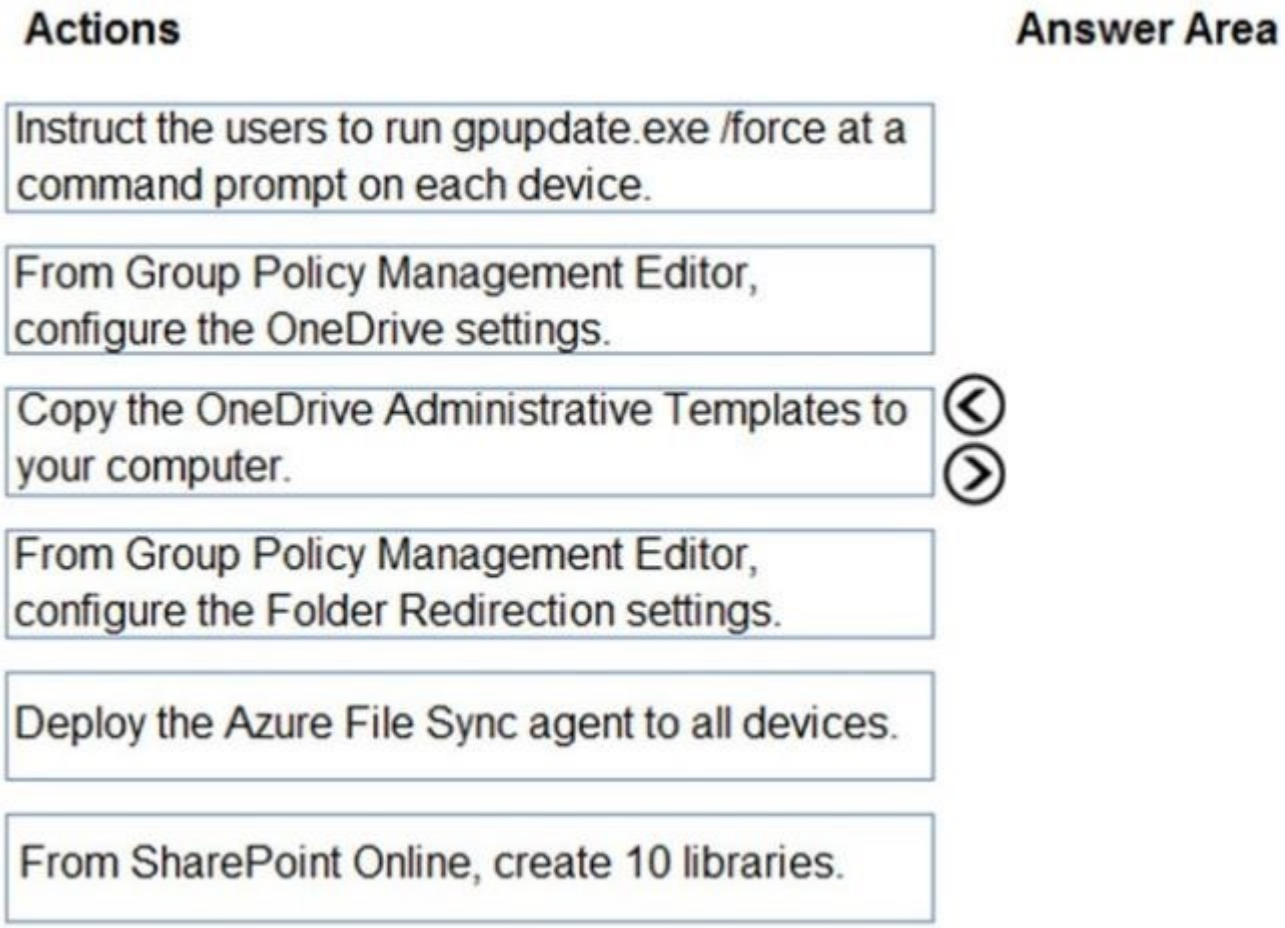

Answer:

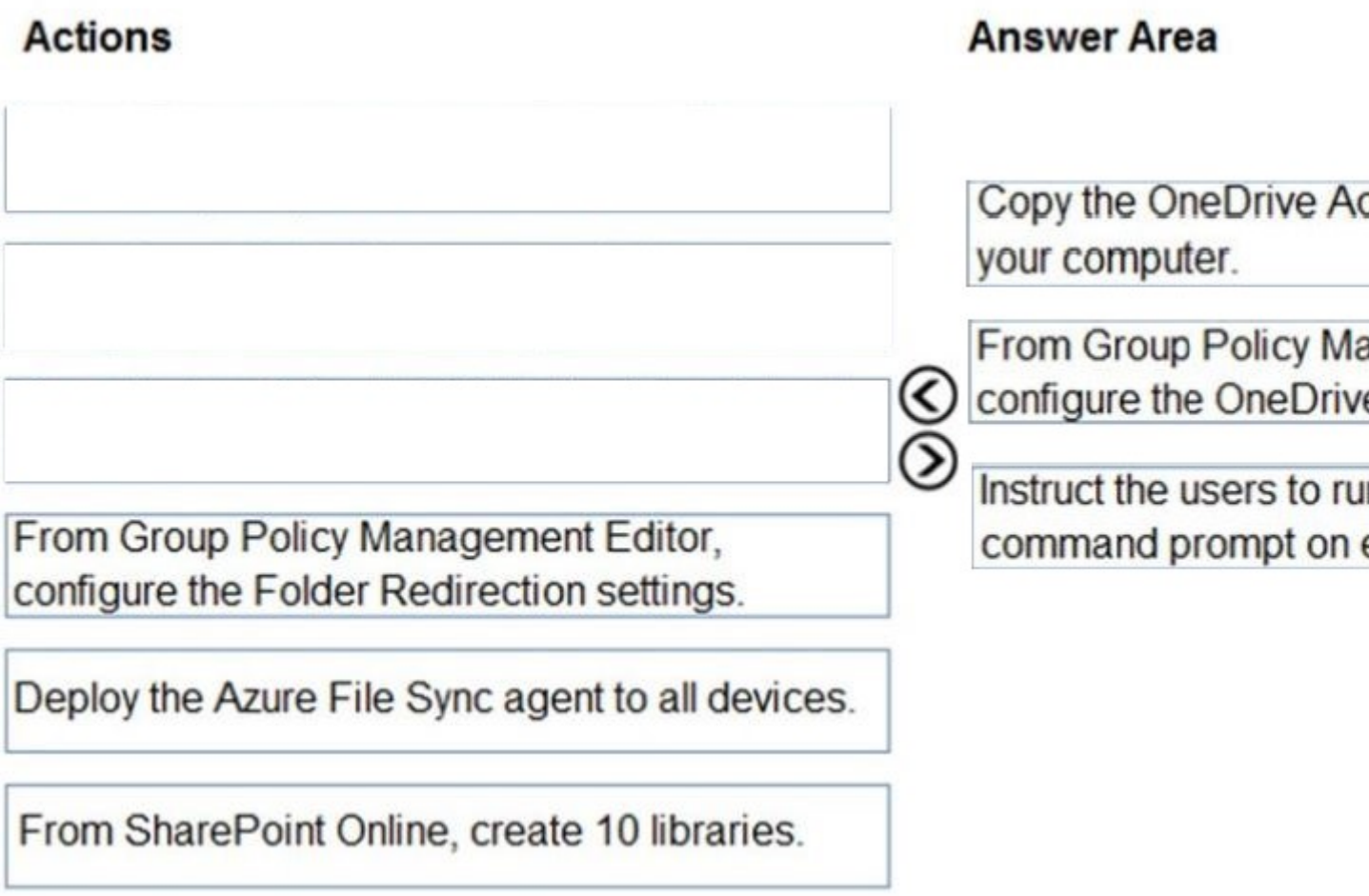

Section: (none)

Explanation/Reference:

QUESTION 46
Note: This question is part of a series of questions that present the same scenario. Each question in the series contains a unique solution that might meet the stated goals.
Some question sets might have more than one correct solution, while others might not have a correct solution.
After you answer a question in this section, you will **NOT** be able to return to it. As a result, these questions will not appear in the review screen.

Your company has a main office and three branch offices. All the branch offices connect to the main office by using a WAN link. The main office has a high-speed
Internet connection. All the branch offices connect to the Internet by using the main office connection.

Users use Microsoft Outlook 2016 to connect to a Microsoft Exchange Server mailbox hosted in the main office. The users report that when the WAN link in their office becomes unavailable, they cannot access their mailbox.

You create a Microsoft 365 subscription, and then migrate all the user data to Microsoft 365.
You need to ensure that all the users can continue to use Outlook to receive email messages if a WAN link fails.

Solution: For each device, you configure an additional Outlook profile that uses IMAP.

Does this meet the goal?

A. Yes
B. No

Answer: B
Section: (none)

Explanation/Reference:

QUESTION 47
Note: This question is part of a series of questions that present the same scenario. Each question in the series contains a unique solution that might meet the stated goals.
Some question sets might have more than one correct solution, while others might not have a correct solution.
After you answer a question in this section, you will **NOT** be able to return to it. As a result, these questions will not appear in the review screen.

Your company has a main office and three branch offices. All the branch offices connect to the main office by using a WAN link. The main office has a high-speed
Internet connection. All the branch offices connect to the Internet by using the main office connection.

Users use Microsoft Outlook 2016 to connect to a Microsoft Exchange Server mailbox hosted in the main office. The users report that when the WAN link in their office becomes unavailable, they cannot access their mailbox.

You create a Microsoft 365 subscription, and then migrate all the user data to Microsoft 365.
You need to ensure that all the users can continue to use Outlook to receive email messages if a WAN link fails.

Solution: In each branch office, you add a direct connection to the Internet.

Does this meet the goal?

A. Yes
B. No

Answer: A
Section: (none)

Explanation/Reference:

QUESTION 48
Note: This question is part of a series of questions that present the same scenario. Each question in the series contains a unique solution that might meet the stated goals.
Some question sets might have more than one correct solution, while others might not have a correct solution.
After you answer a question in this section, you will **NOT** be able to return to it. As a result, these questions will not appear in the review screen.

Your company has a main office and three branch offices. All the branch offices connect to the main office by using a WAN link. The main office has a high-speed
Internet connection. All the branch offices connect to the Internet by using the main office connection.

Users use Microsoft Outlook 2016 to connect to a Microsoft Exchange Server mailbox hosted in the main office. The users report that when the WAN link in their office becomes unavailable, they cannot access their mailbox.

You create a Microsoft 365 subscription, and then migrate all the user data to Microsoft 365.
You need to ensure that all the users can continue to use Outlook to receive email messages if a WAN link fails.

Solution: For each device, you configure an additional Outlook profile that uses IMAP.

Does this meet the goal?

A. Yes
B. No

Answer: B
Section: (none)

Explanation/Reference:

QUESTION 49
You have an on-premises web application that is published by using a URL of https://app.contoso.local.
You purchase a Microsoft 365 subscription.
Several external users must be able to connect to the web application.

You need to recommend a solution for external access to the application. The solution must support multi-factor authentication.

Which two actions should you recommend?

Each correct answer presents part of the solution.

NOTE: Each correct selection is worth one point.

A. From an on-premises server, install a connector, and then publish the app.
B. From the Azure Active Directory admin center, enable an Application Proxy.
C. From the Azure Active Directory admin center, create a conditional access policy.
D. From an on-premises server, install an Authentication Agent.
E. Republish the web application by using https://app.contoso.com.

Answer: AB
Section: (none)

Explanation/Reference:

QUESTION 50
HOTSPOT

You have a Microsoft Azure Active Directory (Azure AD) tenant named contoso.com.
A user named User1 has files on a Windows 10 device as shown in the following table:

Name	Text in file
File1.docx	Importing and exporting is easy. For import, you need a source, and for export, you need a destination
File2.docx	You must declare what you want to import. Dangerous items cannot be imported. If you want to import valuables, you must pay customs.
File3.docx	IM are initials for instant messaging. You can use Microsoft Skype for IM, but there are also other IM programs.

In Azure Information Protection, you create a label named Label1 that is configured to apply automatically. Label1 is configured as shown in the following exhibit:

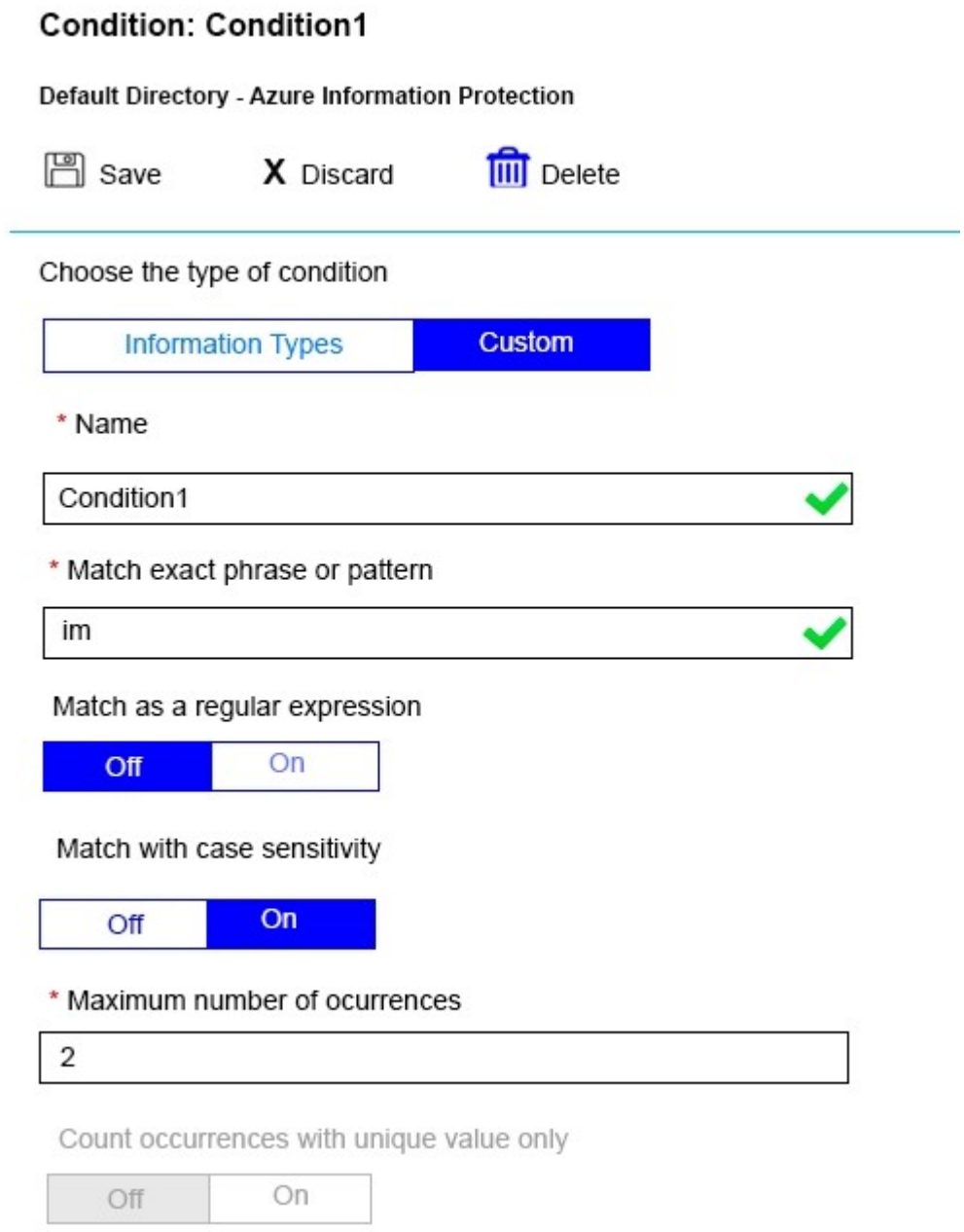

For each of the following statements, select Yes if the statement is true. Otherwise, select No.

NOTE: Each correct selection is worth one point.

Hot Area:

Answer Area

Statements	Yes	No
Label1 applies to File1.docx.	○	○
Label1 applies to File2.docx.	○	○
Label1 applies to File3.docx.	○	○

Answer:

Answer Area

Statements	Yes	No
Label1 applies to File1.docx.	○	○
Label1 applies to File2.docx.	○	○
Label1 applies to File3.docx.	○	○

Section: (none)

Explanation/Reference:

Exam F

QUESTION 1
HOTSPOT

You have a Microsoft 365 subscription that uses a default named contoso.com.
Three files were created on February 1, 2019, as shown in the following table:

Name	Stored in
File1	Microsoft OneDrive
File2	A Microsoft SharePoint library
File3	Microsoft Exchange Online email

On March 1, 2019, you create two retention labels named Label1 and label2.
The settings for Label1 are configured as shown in the Label1 exhibit:
Label 1 -

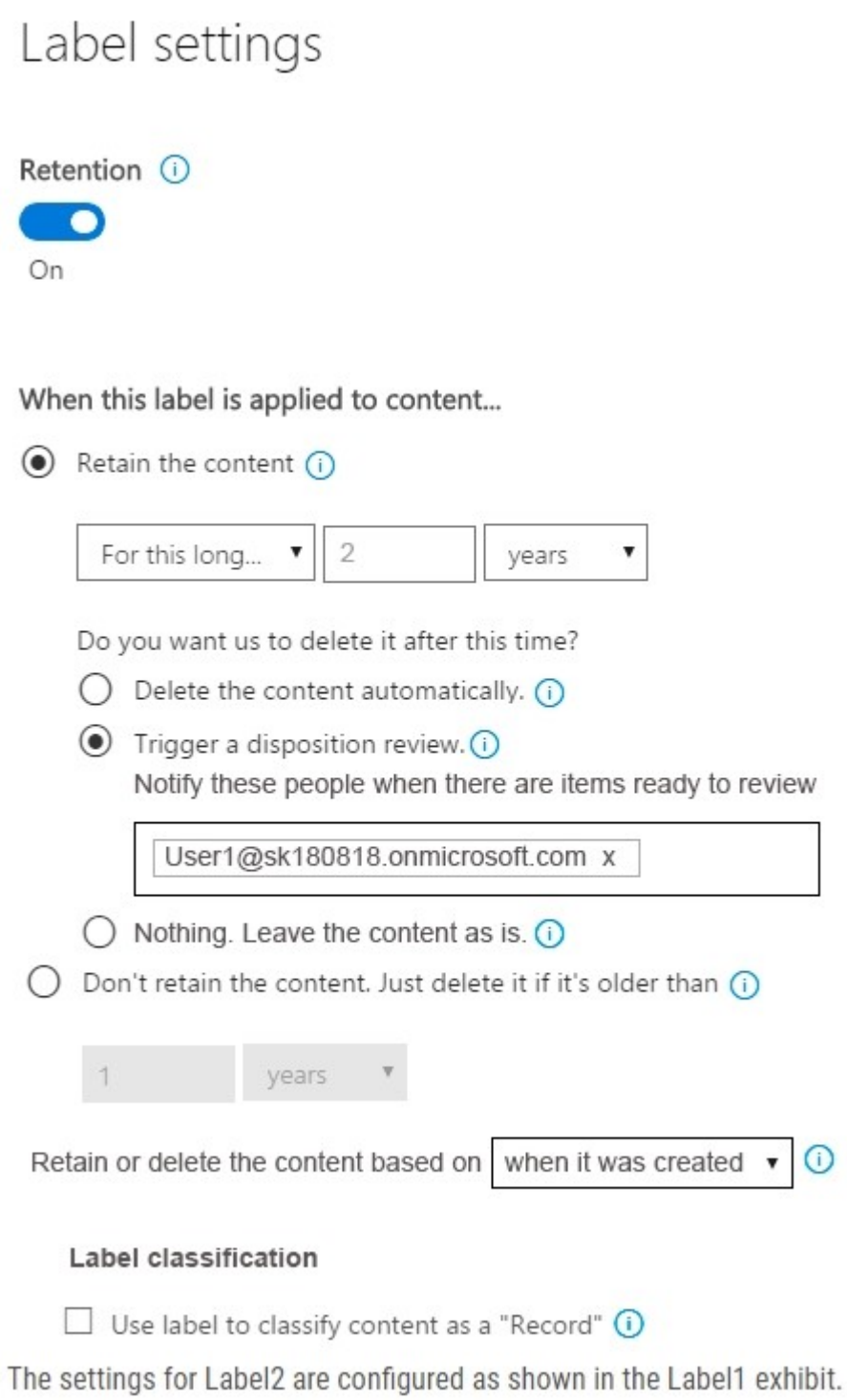

The settings for Label2 are configured as shown in the Label1 exhibit:

Label 2 -

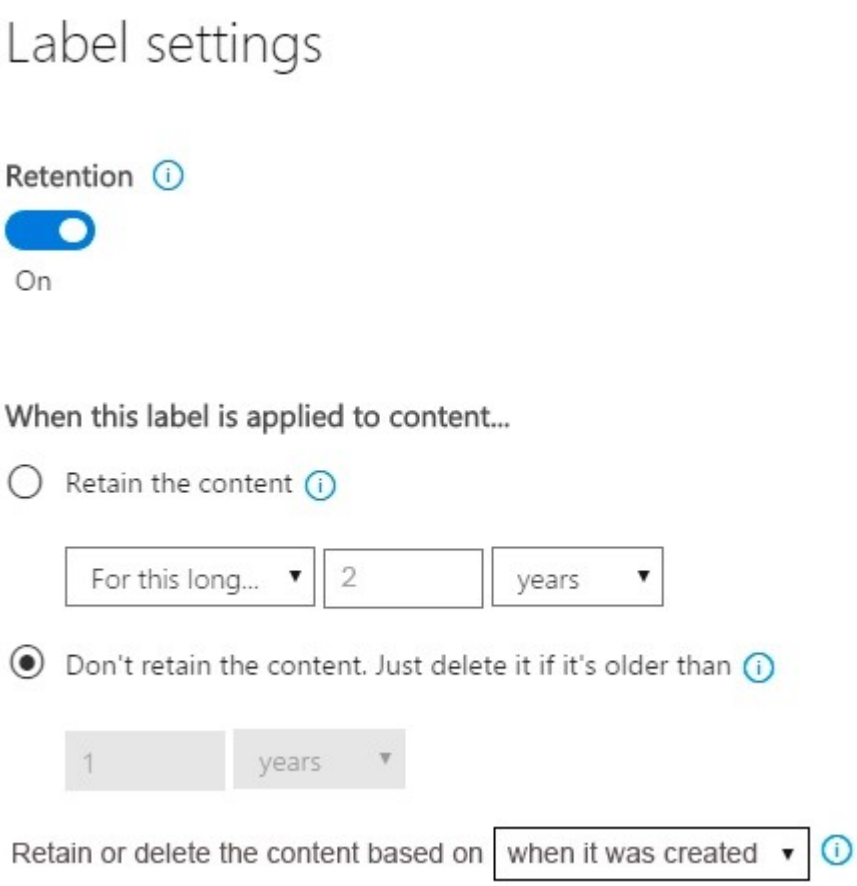

You apply the retention labels to Exchange email, SharePoint sites, and OneDrive accounts.
For each of the following statements, select Yes if the statement is true. Otherwise, select No.

NOTE: Each correct selection is worth one point.

Hot Area:

Answer Area

Statements	
File1 will be deleted automatically on February1, 2020.	
If User1 does not complete the disposition review within 90 days of receiving the notification, File2 will be deleted automatically after February 1, 2021.	
File3 will be deleted automatically after February 1, 2021.	

Answer:

Answer Area

Statements

File1 will be deleted automatically on February1, 2020.

If User1 does not complete the disposition review within 90 days of receiving the notification, File2 will be deleted automatically after February 1, 2021.

File3 will be deleted automatically after February 1, 2021.

Section: (none)

Explanation/Reference:

QUESTION 2
You manage multiple devices by using Microsoft Endpoint Manager. The devices run on the following operating systems:
- Android 8.0, Android 8.1.0, and Android 9
- iOS 12 and iOS 13
- MacOS 10.14
- Windows 10

You need to deploy Microsoft 365 apps to the devices.

From the Microsoft Endpoint Manager admin center, what is the minimum number of apps you should create?

A. 1
B. 3
C. 4
D. 7

Answer: C
Section: (none)

Explanation/Reference:

QUESTION 3
HOTSPOT

You have retention policies in Microsoft 365 as shown in the following table:

Name	Location
Policy1	OneDrive accounts
Policy2	Exchange email, Exchange public folders, Office 365 groups, OneDrive accounts, SharePoint sites

Policy1 is configured as shown in the Policy1 exhibit:

Policy1 -

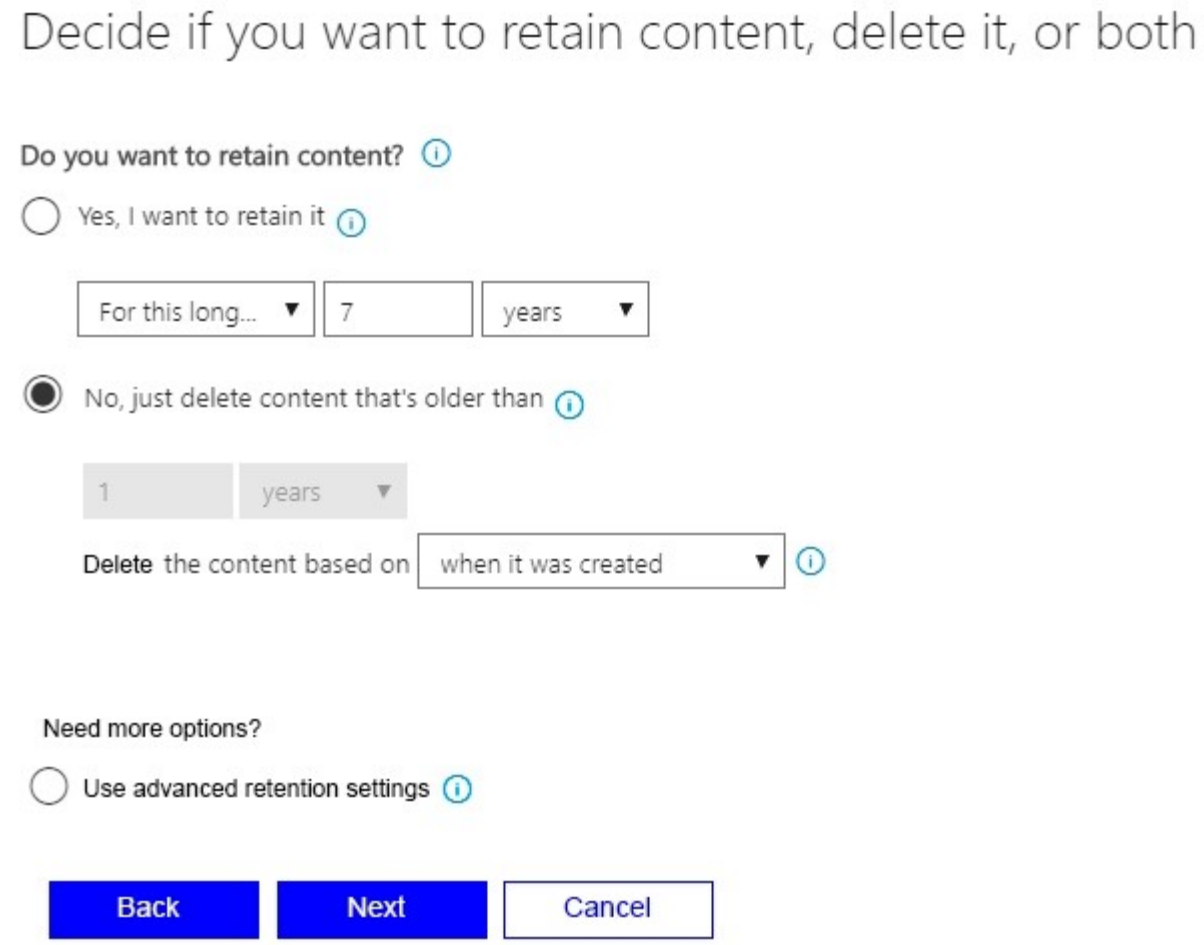

Policy1 is configured as shown in the Policy2 exhibit.

Policy1 is configured as shown in the Policy2 exhibit:

Policy2 -

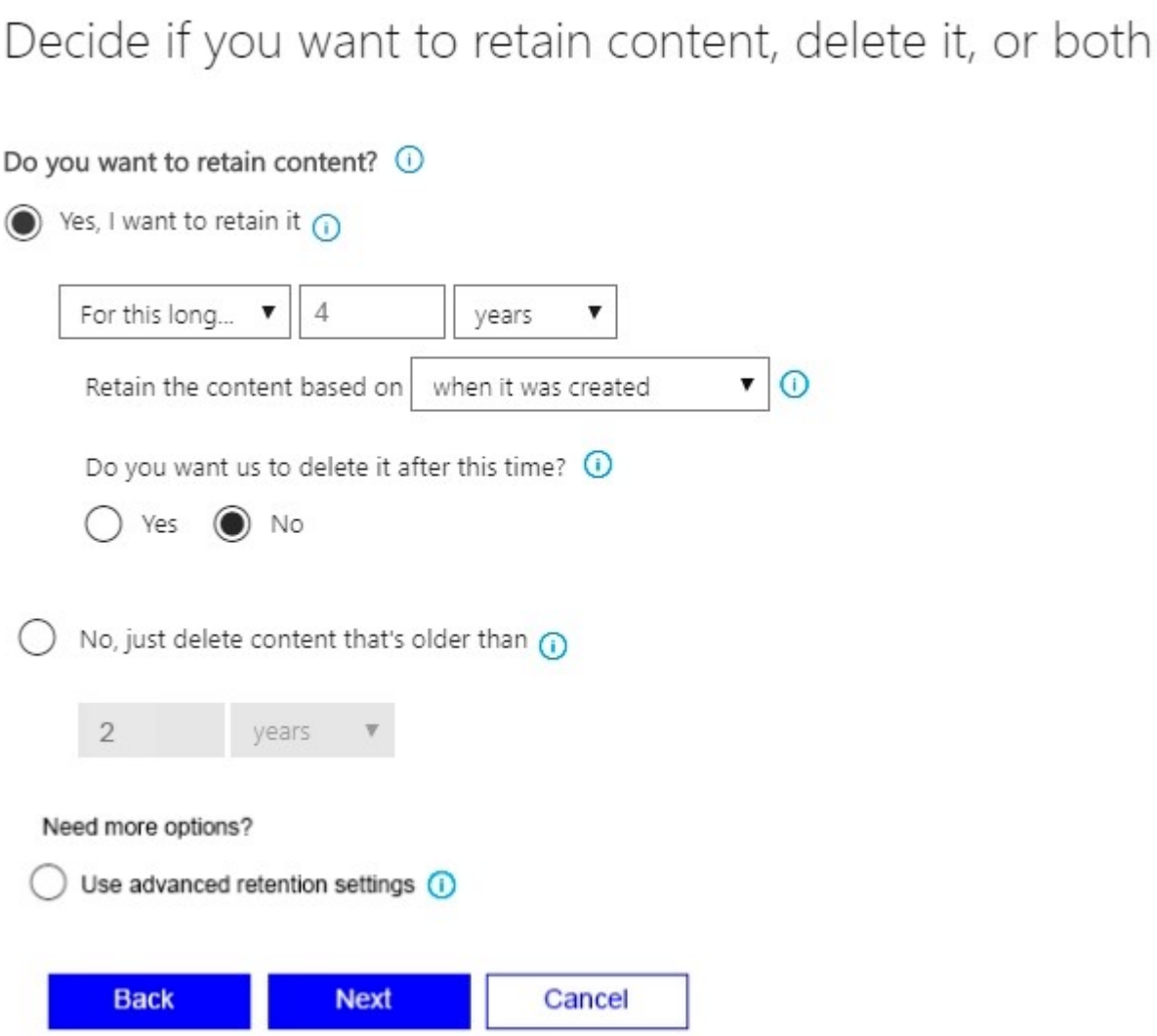

For each of the following statements, select Yes if the statement is true. Otherwise, select No.

NOTE: Each correct selection is worth one point.

Hot Area:

Answer Area

Statements	Yes
If a user creates a file in Microsoft OneDrive on January 1, 2018, users will be able to access the file on January 15, 2020	○
If a user deletes a Microsoft OneDrive file that was created on January 1, 2018, and administrator will be able to recover the file on April 15, 2020.	○
If a user deletes a Microsoft OneDrive file that was created on January 1, 2018, an administrator will be able to recover the file on April 15, 2023.	○

Answer:

Answer Area

Statements	Yes
If a user creates a file in Microsoft OneDrive on January 1, 2018, users will be able to access the file on January 15, 2020	○
If a user deletes a Microsoft OneDrive file that was created on January 1, 2018, and administrator will be able to recover the file on April 15, 2020.	○
If a user deletes a Microsoft OneDrive file that was created on January 1, 2018, an administrator will be able to recover the file on April 15, 2023.	○

Section: (none)

Explanation/Reference:

QUESTION 4
HOTSPOT

You have a Microsoft SharePoint Online site and an on-premises file server.
The site contains the files shown in the following table:

Name	In SharePoint library	Last modified
File1.docx	Documents	1/11/2019
File2.docx	Documents	1/12/2019

The file server contains the files shown in the following table:

Name	In folder	Last modified
File1.docx	D:\Folder1	1/1/2020
File2.xlsx	D:\Folder1	1/13/2020
File2.xlsx	D:\Folder2	1/7/2020
File3.pptx	D:\Folder2	1/20/2020

You migrate D:\Folder1 and D:\Folder2 to the Documents library by using the SharePoint Migration Tool as shown in the following exhibit:

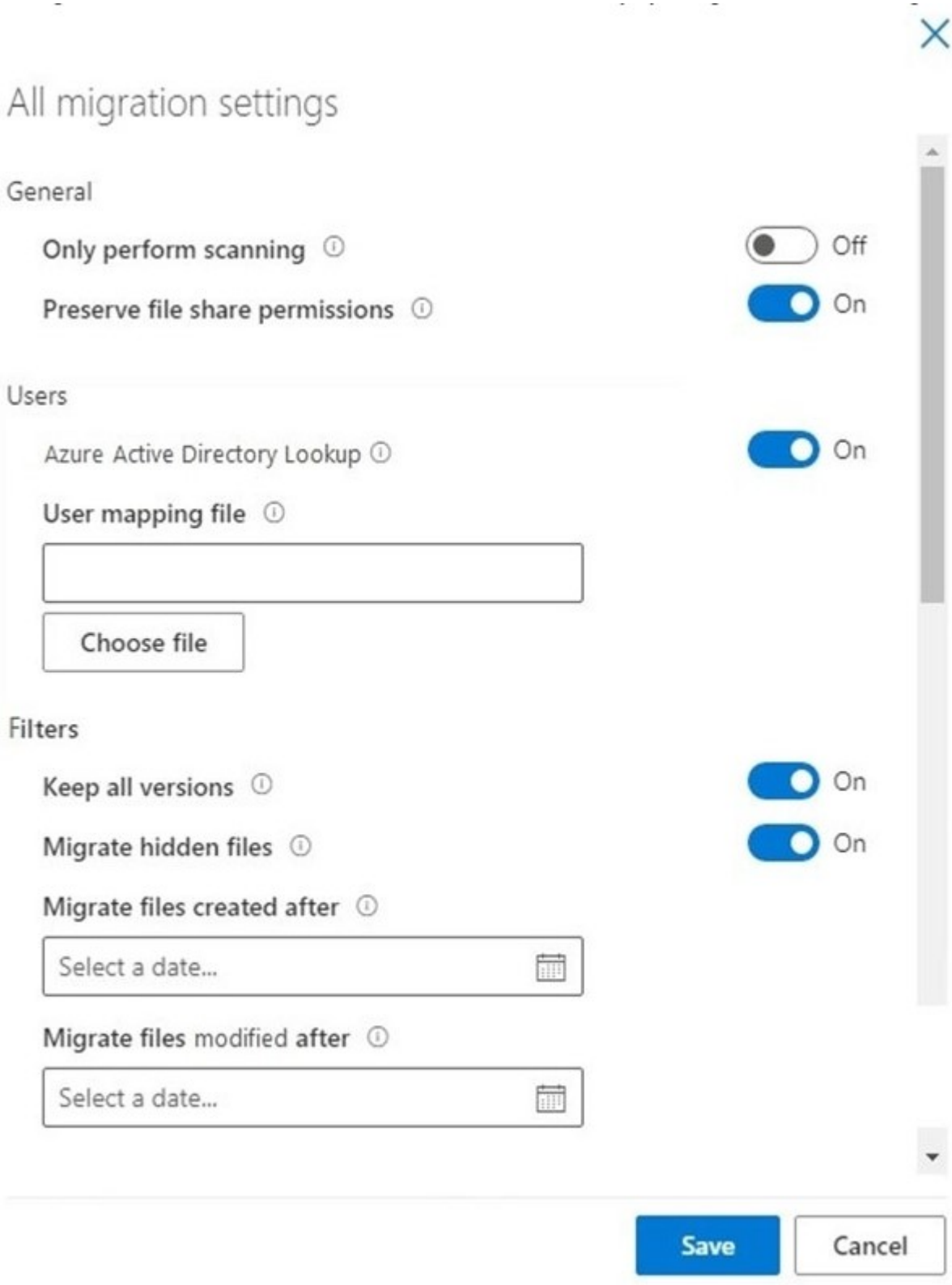

For each of the following statements, select Yes if the statement is true. Otherwise, select No.

NOTE: Each correct selection is worth one point.

Hot Area:

Answer Area

Statements	Yes	No
There will be two versions of File1.docx in the Documents library.	○	○
There will be two copies of File2.xlsx in the Documents library.	○	○
There will be a single copy of File3.pptx in the Documents library.	○	○

Answer:

Answer Area

Statements	Yes	No
There will be two versions of File1.docx in the Documents library.	○	○
There will be two copies of File2.xlsx in the Documents library.	○	○
There will be a single copy of File3.pptx in the Documents library.	○	○

Section: (none)

Explanation/Reference:

QUESTION 5
You have a Microsoft 365 subscription.
From the Security & Compliance admin center, you create a content search of all the mailboxes that contain the word ProjectX.

You need to export the results of the content search.

What do you need to download the report?

A. An export key
B. A password
C. A user certificate
D. A certification authority (CA) certificate

Answer: A
Section: (none)

Explanation/Reference:

QUESTION 6
HOTSPOT

You have a document in Microsoft OneDrive that is encrypted by using Microsoft Azure Information Protection as shown in the following exhibit:

Protection settings

Azure (cloud key) | HYOK (AD RMS)

Select the protection action type

- (•) Set permissions
- ( ) Set user-defined permissions (Preview)

USERS	PERMISSIONS
M365x901434.onmicrosoft.com	Co-Owner

+ Add permissions

Content expiration

Always | Never | By days

Number of days the content is valid

30

Allow offline access

Balance security requirements (includes access after revocation) with the flexibility t
content without an Internet connection. More information and recommended settin

Always | Never | By days

Number of days the content is available without an Internet connection

7

Protection template ID - template id is automatically generated after template is sa

Use the drop-down menus to select the answer choice that completes each statement based on the information presented in the graphic.

NOTE: Each correct selection is worth one point.

Hot Area:

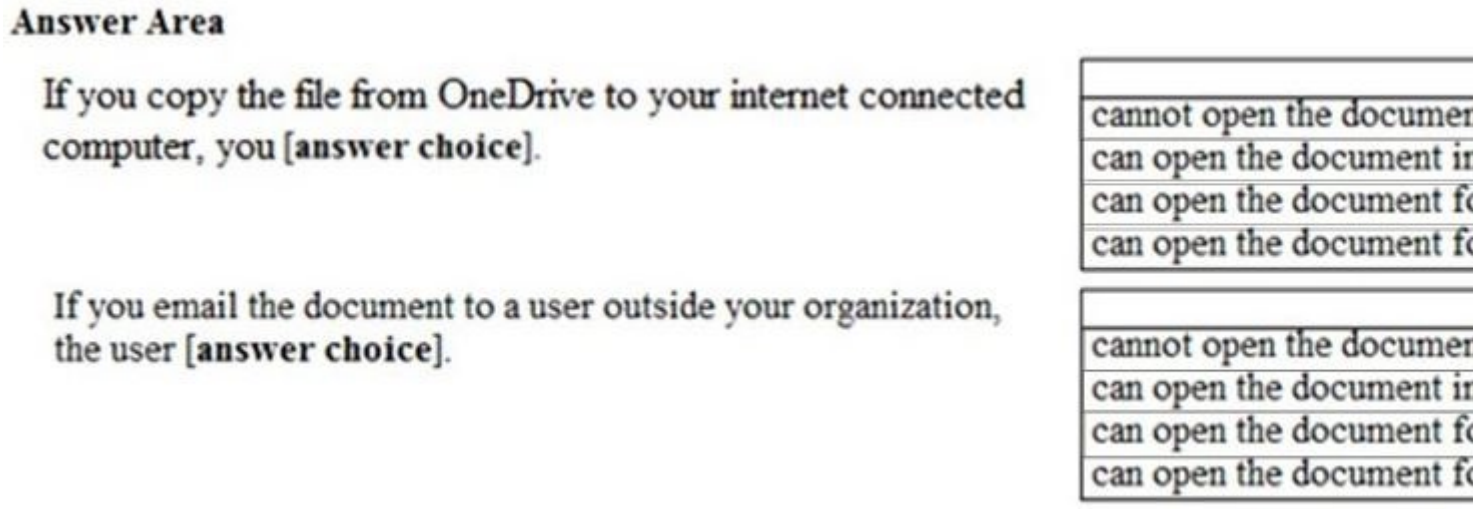

Answer:

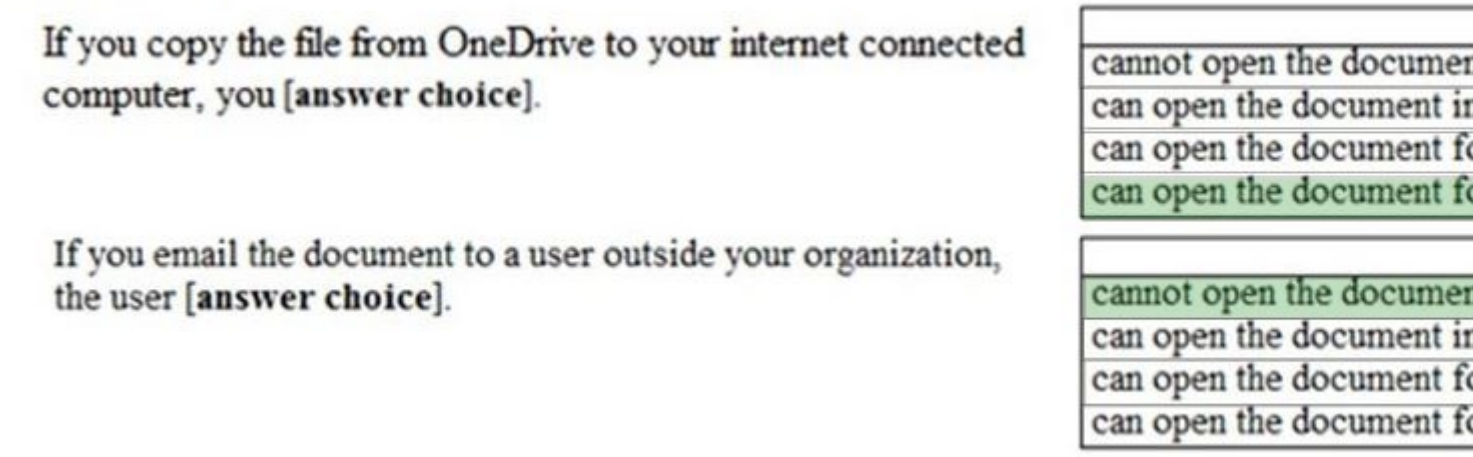

Section: (none)

Explanation/Reference:

QUESTION 7
You have a Microsoft 365 subscription that contains a user named User1.
You need to ensure that User1 receives Microsoft 365 feature and service updates before the updates are released to all users.

What should you do in the Microsoft 365 admin center?

A. Modify the privileged access management settings.
B. Modify Office software download settings.
C. Modify the Release preferences settings.
D. Submit a new service request.

Answer: C
Section: (none)

Explanation/Reference:

QUESTION 8
You have a Microsoft 365 subscription.
All users have their email stored in Microsoft Exchange Online
In the mailbox of a user named User, you need to preserve a copy of all the email messages that contain the word ProjectX.

What should you do first?

A. From the Exchange admin center, start a mail flow message trace.
B. From the Security & Compliance admin center, start a message trace.
C. From the Security & Compliance admin center, create a label and label policy.
D. From the Exchange admin center, create a mail flow rule.

Answer: C
Section: (none)

Explanation/Reference:

QUESTION 9
HOTSPOT

You have a Microsoft 365 subscription.
You have a group named Support. Users in the Support group frequently send email messages to external users.
The manager of the Support group wants to randomly review messages that contain attachments.

You need to provide the manager with the ability to review messages that contain attachments sent from the Support group users to external users. The manager must have access to only 10 percent of the messages.

What should you do? To answer, select the appropriate options in the answer area.

NOTE: Each correct selection is worth one point.

Hot Area:

Answer Area

To meet the goal for the manager, create:

- A label policy
- A retention policy
- A supervisor policy
- An alert policy
- MyAnalytics

To review the messages, the manager must use:

- A message trace
- An eDiscovery case
- MyAnalytics
- Outlook Web App

Answer:

Answer Area

To meet the goal for the manager, create:

- A label policy
- A retention policy
- **A supervisor policy**
- An alert policy
- MyAnalytics

To review the messages, the manager must use:

- A message trace
- An eDiscovery case
- MyAnalytics
- **Outlook Web App**

Section: (none)

Explanation/Reference:

QUESTION 10

You need to add the custom domain names to Office 365 to support the planned changes as quickly as possible.

What should you create to verify the domain names successfully?

Case Study Title (Case Study):
Introductory Info
Case study -
This is a case study. Case studies are not timed separately. You can use as much exam time as you would like to complete each case. However, there may be additional case studies and sections on this exam. You must manage your time to ensure that you are able to complete all questions included on this exam in the time provided.
To answer the questions included in a case study, you will need to reference information that is provided in the case study. Case studies might contain exhibits and other resources that provide more information about the scenario that is described in the case study. Each question is independent of the other questions in this case study.
At the end of this case study, a review screen will appear. This screen allows you to review your answers and to make changes before you move to the next section of the exam. After you begin a new section, you cannot return to this section.

To start the case study -
To display the first question in this case study, click the Next button. Use the buttons in the left pane to explore the content of the case study before you answer the questions. Clicking these buttons displays information such as business requirements, existing environment, and problem statements. When you are ready to answer a question, click the Question button to return to the question.

Overview -
Contoso, Ltd. is a consulting company that has a main office in Montreal and two branch offices in Seattle and New York.
The offices have the users and devices shown in the following table:

Office	Users	Laptops	Desktops	Mobile devices
Montreal	2,500	2,800	300	3,100
Seattle	1,000	1,100	200	1,500
New York	300	320	30	400

Contoso recently purchased a Microsoft 365 E5 subscription.

Existing Environment -
The network contains an Active directory forest named contoso.com and a Microsoft Azure Active Directory (Azure AD) tenant named contoso.onmicrosoft.com.
You recently configured the forest to sync to the Azure AD tenant.
You add and then verify adatum.com as an additional domain name.
All servers run Windows Server 2016.
All desktop computers and laptops run Windows 10 Enterprise and are joined to contoso.com.
All the mobile devices in the Montreal and Seattle offices run Android. All the mobile devices in the New York office run iOS.
Contoso has the users shown in the following table:

Name	Role
User1	*None*
User2	*None*
User3	Customer Lockbox access approver
User4	*None*

Contoso has the groups shown in the following table:

Name	Type	Membership rule
Group1	Assigned	*Not applicable*
Group 2	Dynamic	(user.department –eq "Finance")

Microsoft Office 365 licenses are assigned only to Group2.
The network also contains external users from a vendor company who have Microsoft accounts that use a suffix of @outlook.com.

Requirements -

Planned Changes -
Contoso plans to provide email addresses for all the users in the following domains:
East.adatum.com
Contoso.adatum.com

Humongousinsurance.com -

Technical Requirements -
Contoso identifies the following technical requirements:
All new users must be assigned Office 365 licenses automatically.
The principle of least privilege must be used whenever possible.

Security Requirements -
Contoso identifies the following security requirements:
Vendors must be able to authenticate by using their Microsoft account when accessing Contoso resources.
User2 must be able to view reports and schedule the email delivery of security and compliance reports.
The members of Group1 must be required to answer a security question before changing their password.
User3 must be able to manage Office 365 connectors.
User4 must be able to reset User3 password.

A. Three alias (CNAME) records
B. One text (TXT) record
C. One alias (CNAME) record
D. Three text (TXT) records

Answer: B
Section: (none)

Explanation/Reference:

QUESTION 11
Introductory Info
Case study -
This is a case study. Case studies are not timed separately. You can use as much exam time as you would like to complete each case. However, there may be additional case studies and sections on this exam. You must manage your time to ensure that you are able to complete all questions included on this exam in the time provided.
To answer the questions included in a case study, you will need to reference information that is provided in the case study. Case studies might contain exhibits and other resources that provide more information about the scenario that is described in the case study. Each question is independent of the other questions in this case study.
At the end of this case study, a review screen will appear. This screen allows you to review your answers and to

make changes before you move to the next section of the exam. After you begin a new section, you cannot return to this section.

To start the case study -
To display the first question in this case study, click the Next button. Use the buttons in the left pane to explore the content of the case study before you answer the questions. Clicking these buttons displays information such as business requirements, existing environment, and problem statements. When you are ready to answer a question, click the Question button to return to the question.

Overview -
Fabrikam, Inc. is an electronics company that produces consumer products. Fabrikam has 10,000 employees worldwide.
Fabrikam has a main office in London and branch offices in major cities in Europe, Asia, and the United States.

Existing Environment -

Active Directory Environment -
The network contains an Active Directory forest named fabrikam.com. The forest contains all the identities used for user and computer authentication.
Each department is represented by a top-level organizational unit (OU) that contains several child OUs for user accounts and computer accounts.
All users authenticate to on-premises applications by signing in to their device by using a UPN format of username@fabrikam.com.
Fabrikam does NOT plan to implement identity federation.

Network Infrastructure -
Each office has a high-speed connection to the Internet.
Each office contains two domain controllers. All domain controllers are configured as a DNS server.
The public zone for fabrikam.com is managed by an external DNS server.
All users connect to an on-premises Microsoft Exchange Server 2016 organization. The users access their email by using Outlook Anywhere, Outlook on the web, or the Microsoft Outlook app for iOS. All the Exchange servers have the latest cumulative updates installed.
All shared company documents are stored on a Microsoft SharePoint Server farm.

Requirements -

Planned Changes -
Fabrikam plans to implement a Microsoft 365 Enterprise subscription and move all email and shared documents to the subscription.
Fabrikam plans to implement two pilot projects:
Project1: During Project1, the mailboxes of 100 users in the sales department will be moved to Microsoft 365.
Project2: After the successful completion of Project1, Microsoft Teams & Skype for Business will be enabled in Microsoft 365 for the sales department users.
Fabrikam plans to create a group named UserLicenses that will manage the allocation of all Microsoft 365 bulk licenses.

Technical Requirements -
Fabrikam identifies the following technical requirements:
All users must be able to exchange email messages successfully during Project1 by using their current email address.
Users must be able to authenticate to cloud services if Active Directory becomes unavailable.
A user named User1 must be able to view all DLP reports from the Microsoft 365 admin center.
Microsoft 365 Apps for enterprise applications must be installed from a network share only.
Disruptions to email access must be minimized.

Application Requirements -
Fabrikam identifies the following application requirements:
An on-premises web application named App1 must allow users to complete their expense reports online. App1

must be available to users from the My Apps portal.
The installation of feature updates for Microsoft 365 Apps for enterprise must be minimized.

Security Requirements -
Fabrikam identifies the following security requirements:
After the planned migration to Microsoft 365, all users must continue to authenticate to their mailbox and to SharePoint sites by using their UPN.
The memberships of UserLicenses must be validated monthly. Unused user accounts must be removed from the group automatically.
After the planned migration to Microsoft 365, all users must be signed in to on-premises and cloud-based applications automatically.
The principle of least privilege must be used.

Question
DRAG DROP

You need to prepare the environment for Project1.
You create the Microsoft 365 tenant.

Which three actions should you perform in sequence next?

To answer, move the appropriate actions from the list of actions to the answer area and arrange them in the correct order.

Select and Place:

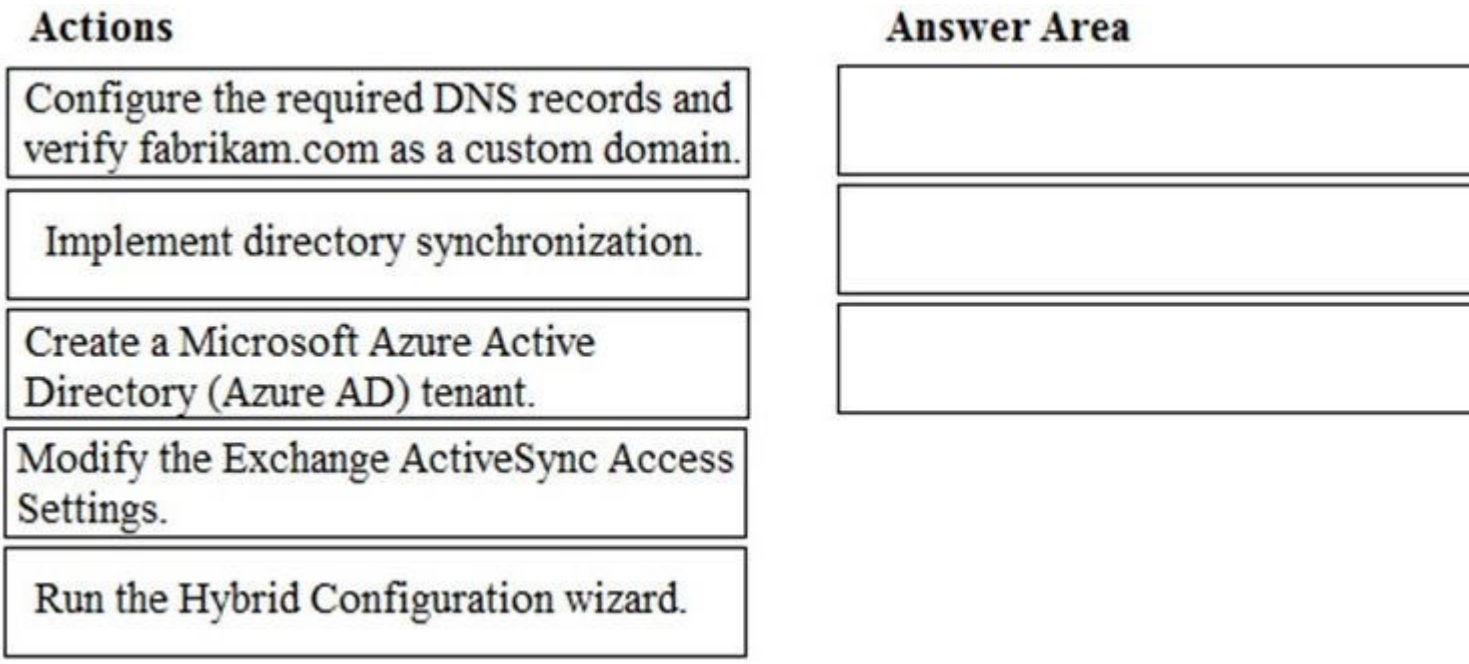

Answer:



Section: (none)

Explanation/Reference:

QUESTION 12
Note: This question is part of a series of questions that present the same scenario. Each question in the series contains a unique solution that might meet the stated goals.
Some question sets might have more than one correct solution, while others might not have a correct solution.
After you answer a question in this section, you will **NOT** be able to return to it. As a result, these questions will not appear in the review screen.

You need to assign User2 the required roles to meet the security requirements.

Solution: From the Office 365 admin center, you assign User2 the Security Reader role. From the Exchange admin center, you assign User2 the Compliance Management role.

Does this meet the goal?

Case Study Title (Case Study):
Introductory Info
Case study -
This is a case study. Case studies are not timed separately. You can use as much exam time as you would like to complete each case. However, there may be additional case studies and sections on this exam. You must manage your time to ensure that you are able to complete all questions included on this exam in the time provided.
To answer the questions included in a case study, you will need to reference information that is provided in the case study. Case studies might contain exhibits and other resources that provide more information about the scenario that is described in the case study. Each question is independent of the other questions in this case study.
At the end of this case study, a review screen will appear. This screen allows you to review your answers and to make changes before you move to the next section of the exam. After you begin a new section, you cannot return to this section.

To start the case study -
To display the first question in this case study, click the Next button. Use the buttons in the left pane to explore the content of the case study before you answer the questions. Clicking these buttons displays information such as business requirements, existing environment, and problem statements. When you are ready to answer a question, click the Question button to return to the question.

Overview -
Contoso, Ltd. is a consulting company that has a main office in Montreal and two branch offices in Seattle and New York.
The offices have the users and devices shown in the following table:

Office	Users	Laptops	Desktops	Mobile devices
Montreal	2,500	2,800	300	3,100
Seattle	1,000	1,100	200	1,500
New York	300	320	30	400

Contoso recently purchased a Microsoft 365 E5 subscription.

Existing Environment -
The network contains an Active directory forest named contoso.com and a Microsoft Azure Active Directory (Azure AD) tenant named contoso.onmicrosoft.com.
You recently configured the forest to sync to the Azure AD tenant.
You add and then verify adatum.com as an additional domain name.
All servers run Windows Server 2016.
All desktop computers and laptops run Windows 10 Enterprise and are joined to contoso.com.
All the mobile devices in the Montreal and Seattle offices run Android. All the mobile devices in the New York office run iOS.
Contoso has the users shown in the following table:

Name	Role
User1	*None*
User2	*None*
User3	Customer Lockbox access approver
User4	*None*

Contoso has the groups shown in the following table:

Name	Type	Membership rule
Group1	Assigned	*Not applicable*
Group 2	Dynamic	(user.department –eq “Finance”)

Microsoft Office 365 licenses are assigned only to Group2.
The network also contains external users from a vendor company who have Microsoft accounts that use a suffix of @outlook.com.

Requirements -

Planned Changes -
Contoso plans to provide email addresses for all the users in the following domains:
East.adatum.com
Contoso.adatum.com

Humongousinsurance.com -

Technical Requirements -
Contoso identifies the following technical requirements:
All new users must be assigned Office 365 licenses automatically.
The principle of least privilege must be used whenever possible.

Security Requirements -
Contoso identifies the following security requirements:
Vendors must be able to authenticate by using their Microsoft account when accessing Contoso resources.
User2 must be able to view reports and schedule the email delivery of security and compliance reports.
The members of Group1 must be required to answer a security question before changing their password.
User3 must be able to manage Office 365 connectors.
User4 must be able to reset User3 password.

A. Yes
B. No

Answer: A
Section: (none)

Explanation/Reference:

QUESTION 13
Note: This question is part of a series of questions that present the same scenario. Each question in the series contains a unique solution that might meet the stated goals.
Some question sets might have more than one correct solution, while others might not have a correct solution.
After you answer a question in this section, you will **NOT** be able to return to it. As a result, these questions will not appear in the review screen.

You need to assign User2 the required roles to meet the security requirements.

Solution: From the Office 365 admin center, you assign User2 the Security Administrator role. From the Exchange admin center, you add User2 to the View-Only Organization Management role.

Does this meet the goal?

Case Study Title (Case Study):
Introductory Info
Case study -
This is a case study. Case studies are not timed separately. You can use as much exam time as you would like to complete each case. However, there may be additional case studies and sections on this exam. You must manage your time to ensure that you are able to complete all questions included on this exam in the time provided.
To answer the questions included in a case study, you will need to reference information that is provided in the case study. Case studies might contain exhibits and other resources that provide more information about the scenario that is described in the case study. Each question is independent of the other questions in this case study.
At the end of this case study, a review screen will appear. This screen allows you to review your answers and to make changes before you move to the next section of the exam. After you begin a new section, you cannot return to this section.

To start the case study -
To display the first question in this case study, click the Next button. Use the buttons in the left pane to explore

the content of the case study before you answer the questions. Clicking these buttons displays information such as business requirements, existing environment, and problem statements. When you are ready to answer a question, click the Question button to return to the question.

Overview -
Contoso, Ltd. is a consulting company that has a main office in Montreal and two branch offices in Seattle and New York.
The offices have the users and devices shown in the following table:

Office	Users	Laptops	Desktops	Mobile devices
Montreal	2,500	2,800	300	3,100
Seattle	1,000	1,100	200	1,500
New York	300	320	30	400

Contoso recently purchased a Microsoft 365 E5 subscription.

Existing Environment -
The network contains an Active directory forest named contoso.com and a Microsoft Azure Active Directory (Azure AD) tenant named contoso.onmicrosoft.com.
You recently configured the forest to sync to the Azure AD tenant.
You add and then verify adatum.com as an additional domain name.
All servers run Windows Server 2016.
All desktop computers and laptops run Windows 10 Enterprise and are joined to contoso.com.
All the mobile devices in the Montreal and Seattle offices run Android. All the mobile devices in the New York office run iOS.
Contoso has the users shown in the following table:

Name	Role
User1	*None*
User2	*None*
User3	Customer Lockbox access approver
User4	*None*

Contoso has the groups shown in the following table:

Name	Type	Membership rule
Group1	Assigned	*Not applicable*
Group 2	Dynamic	(user.department –eq “Finance”)

Microsoft Office 365 licenses are assigned only to Group2.
The network also contains external users from a vendor company who have Microsoft accounts that use a suffix of @outlook.com.

Requirements -

Planned Changes -
Contoso plans to provide email addresses for all the users in the following domains:
East.adatum.com
Contoso.adatum.com

Humongousinsurance.com -

Technical Requirements -
Contoso identifies the following technical requirements:
All new users must be assigned Office 365 licenses automatically.
The principle of least privilege must be used whenever possible.

Security Requirements -
Contoso identifies the following security requirements:
Vendors must be able to authenticate by using their Microsoft account when accessing Contoso resources.
User2 must be able to view reports and schedule the email delivery of security and compliance reports.
The members of Group1 must be required to answer a security question before changing their password.
User3 must be able to manage Office 365 connectors.
User4 must be able to reset User3 password.

A. Yes
B. No

Answer: A
Section: (none)

Explanation/Reference:

QUESTION 14
Note: This question is part of a series of questions that present the same scenario. Each question in the series contains a unique solution that might meet the stated goals.
Some question sets might have more than one correct solution, while others might not have a correct solution.
After you answer a question in this section, you will **NOT** be able to return to it. As a result, these questions will not appear in the review screen.

You need to assign User2 the required roles to meet the security requirements.

Solution: From the Office 365 admin center, you assign User2 the Security Reader role. From the Exchange admin center, you assign User2 the Help Desk role.

Does this meet the goal?

Case Study Title (Case Study):
Introductory Info
Case study -
This is a case study. Case studies are not timed separately. You can use as much exam time as you would like to complete each case. However, there may be additional case studies and sections on this exam. You must manage your time to ensure that you are able to complete all questions included on this exam in the time provided.
To answer the questions included in a case study, you will need to reference information that is provided in the case study. Case studies might contain exhibits and other resources that provide more information about the scenario that is described in the case study. Each question is independent of the other questions in this case study.
At the end of this case study, a review screen will appear. This screen allows you to review your answers and to make changes before you move to the next section of the exam. After you begin a new section, you cannot return to this section.

To start the case study -
To display the first question in this case study, click the Next button. Use the buttons in the left pane to explore the content of the case study before you answer the questions. Clicking these buttons displays information such as business requirements, existing environment, and problem statements. When you are ready to answer a

question, click the Question button to return to the question.

Overview -
Contoso, Ltd. is a consulting company that has a main office in Montreal and two branch offices in Seattle and New York.
The offices have the users and devices shown in the following table:

Office	Users	Laptops	Desktops	Mobile devices
Montreal	2,500	2,800	300	3,100
Seattle	1,000	1,100	200	1,500
New York	300	320	30	400

Contoso recently purchased a Microsoft 365 E5 subscription.

Existing Environment -
The network contains an Active directory forest named contoso.com and a Microsoft Azure Active Directory (Azure AD) tenant named contoso.onmicrosoft.com.
You recently configured the forest to sync to the Azure AD tenant.
You add and then verify adatum.com as an additional domain name.
All servers run Windows Server 2016.
All desktop computers and laptops run Windows 10 Enterprise and are joined to contoso.com.
All the mobile devices in the Montreal and Seattle offices run Android. All the mobile devices in the New York office run iOS.
Contoso has the users shown in the following table:

Name	Role
User1	*None*
User2	*None*
User3	Customer Lockbox access approver
User4	*None*

Contoso has the groups shown in the following table:

Name	Type	Membership rule
Group1	Assigned	*Not applicable*
Group 2	Dynamic	(user.department –eq "Finance")

Microsoft Office 365 licenses are assigned only to Group2.
The network also contains external users from a vendor company who have Microsoft accounts that use a suffix of @outlook.com.

Requirements -

Planned Changes -
Contoso plans to provide email addresses for all the users in the following domains:
East.adatum.com
Contoso.adatum.com

Humongousinsurance.com -

Technical Requirements -

Contoso identifies the following technical requirements:
All new users must be assigned Office 365 licenses automatically.
The principle of least privilege must be used whenever possible.

Security Requirements -
Contoso identifies the following security requirements:
Vendors must be able to authenticate by using their Microsoft account when accessing Contoso resources.
User2 must be able to view reports and schedule the email delivery of security and compliance reports.
The members of Group1 must be required to answer a security question before changing their password.
User3 must be able to manage Office 365 connectors.
User4 must be able to reset User3 password.

A. Yes
B. No

Answer: A
Section: (none)

Explanation/Reference:

QUESTION 15
Note: This question is part of a series of questions that present the same scenario. Each question in the series contains a unique solution that might meet the stated goals.
Some question sets might have more than one correct solution, while others might not have a correct solution.
After you answer a question in this section, you will **NOT** be able to return to it. As a result, these questions will not appear in the review screen.

You need to assign User2 the required roles to meet the security requirements.

Solution: From the Office 365 admin center, you assign User2 the Records Management role. From the Exchange admin center, you assign User2 the Help Desk role.

Does this meet the goal?

Case Study Title (Case Study):
Introductory Info
Case study -
This is a case study. Case studies are not timed separately. You can use as much exam time as you would like to complete each case. However, there may be additional case studies and sections on this exam. You must manage your time to ensure that you are able to complete all questions included on this exam in the time provided.
To answer the questions included in a case study, you will need to reference information that is provided in the case study. Case studies might contain exhibits and other resources that provide more information about the scenario that is described in the case study. Each question is independent of the other questions in this case study.
At the end of this case study, a review screen will appear. This screen allows you to review your answers and to make changes before you move to the next section of the exam. After you begin a new section, you cannot return to this section.

To start the case study -
To display the first question in this case study, click the Next button. Use the buttons in the left pane to explore the content of the case study before you answer the questions. Clicking these buttons displays information such as business requirements, existing environment, and problem statements. When you are ready to answer a question, click the Question button to return to the question.

Overview -
Contoso, Ltd. is a consulting company that has a main office in Montreal and two branch offices in Seattle and New York.
The offices have the users and devices shown in the following table:

Office	Users	Laptops	Desktops	Mobile devices
Montreal	2,500	2,800	300	3,100
Seattle	1,000	1,100	200	1,500
New York	300	320	30	400

Contoso recently purchased a Microsoft 365 E5 subscription.

Existing Environment -
The network contains an Active directory forest named contoso.com and a Microsoft Azure Active Directory (Azure AD) tenant named contoso.onmicrosoft.com.
You recently configured the forest to sync to the Azure AD tenant.
You add and then verify adatum.com as an additional domain name.
All servers run Windows Server 2016.
All desktop computers and laptops run Windows 10 Enterprise and are joined to contoso.com.
All the mobile devices in the Montreal and Seattle offices run Android. All the mobile devices in the New York office run iOS.
Contoso has the users shown in the following table:

Name	Role
User1	*None*
User2	*None*
User3	Customer Lockbox access approver
User4	*None*

Contoso has the groups shown in the following table:

Name	Type	Membership rule
Group1	Assigned	*Not applicable*
Group 2	Dynamic	(user.department –eq “Finance”)

Microsoft Office 365 licenses are assigned only to Group2.
The network also contains external users from a vendor company who have Microsoft accounts that use a suffix of @outlook.com.

Requirements -

Planned Changes -
Contoso plans to provide email addresses for all the users in the following domains:
East.adatum.com
Contoso.adatum.com

Humongousinsurance.com -

Technical Requirements -
Contoso identifies the following technical requirements:
All new users must be assigned Office 365 licenses automatically.

The principle of least privilege must be used whenever possible.

Security Requirements -
Contoso identifies the following security requirements:
Vendors must be able to authenticate by using their Microsoft account when accessing Contoso resources.
User2 must be able to view reports and schedule the email delivery of security and compliance reports.
The members of Group1 must be required to answer a security question before changing their password.
User3 must be able to manage Office 365 connectors.
User4 must be able to reset User3 password.

A. Yes
B. No

Answer: B
Section: (none)

Explanation/Reference:

QUESTION 16
Introductory Info
Case study -
This is a case study. Case studies are not timed separately. You can use as much exam time as you would like to complete each case. However, there may be additional case studies and sections on this exam. You must manage your time to ensure that you are able to complete all questions included on this exam in the time provided.
To answer the questions included in a case study, you will need to reference information that is provided in the case study. Case studies might contain exhibits and other resources that provide more information about the scenario that is described in the case study. Each question is independent of the other questions in this case study.
At the end of this case study, a review screen will appear. This screen allows you to review your answers and to make changes before you move to the next section of the exam. After you begin a new section, you cannot return to this section.

To start the case study -
To display the first question in this case study, click the Next button. Use the buttons in the left pane to explore the content of the case study before you answer the questions. Clicking these buttons displays information such as business requirements, existing environment, and problem statements. When you are ready to answer a question, click the Question button to return to the question.

Overview -
Contoso, Ltd. is a consulting company that has a main office in Montreal and two branch offices in Seattle and New York.
The offices have the users and devices shown in the following table:

Office	Users	Laptops	Desktops	Mobile devices
Montreal	2,500	2,800	300	3,100
Seattle	1,000	1,100	200	1,500
New York	300	320	30	400

Contoso recently purchased a Microsoft 365 E5 subscription.

Existing Environment -
The network contains an Active directory forest named contoso.com and a Microsoft Azure Active Directory

(Azure AD) tenant named contoso.onmicrosoft.com.
You recently configured the forest to sync to the Azure AD tenant.
You add and then verify adatum.com as an additional domain name.
All servers run Windows Server 2016.
All desktop computers and laptops run Windows 10 Enterprise and are joined to contoso.com.
All the mobile devices in the Montreal and Seattle offices run Android. All the mobile devices in the New York office run iOS.
Contoso has the users shown in the following table:

Name	Role
User1	*None*
User2	*None*
User3	Customer Lockbox access approver
User4	*None*

Contoso has the groups shown in the following table:

Name	Type	Membership rule
Group1	Assigned	*Not applicable*
Group 2	Dynamic	(user.department –eq "Finance")

Microsoft Office 365 licenses are assigned only to Group2.
The network also contains external users from a vendor company who have Microsoft accounts that use a suffix of @outlook.com.

Requirements -

Planned Changes -
Contoso plans to provide email addresses for all the users in the following domains:
East.adatum.com
Contoso.adatum.com

Humongousinsurance.com -

Technical Requirements -
Contoso identifies the following technical requirements:
All new users must be assigned Office 365 licenses automatically.
The principle of least privilege must be used whenever possible.

Security Requirements -
Contoso identifies the following security requirements:
Vendors must be able to authenticate by using their Microsoft account when accessing Contoso resources.
User2 must be able to view reports and schedule the email delivery of security and compliance reports.
The members of Group1 must be required to answer a security question before changing their password.
User3 must be able to manage Office 365 connectors.
User4 must be able to reset User3 password.

Question
HOTSPOT

You need to meet the technical requirements for the user licenses.

Which two properties should you configure for each user?

To answer, select the appropriate properties in the answer area.

NOTE: Each correct selection is worth one point.

Hot Area:

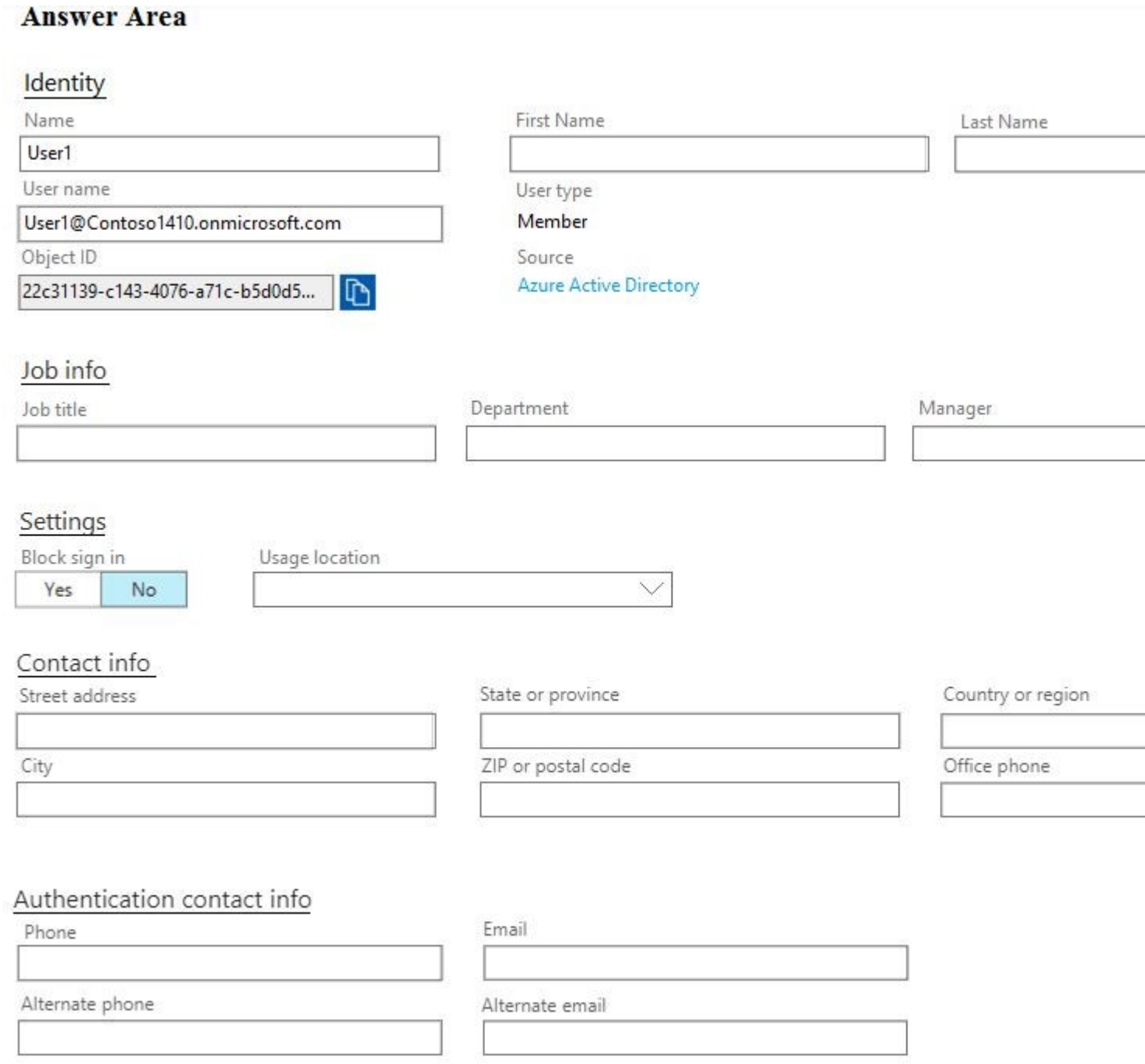

Answer:

Answer Area

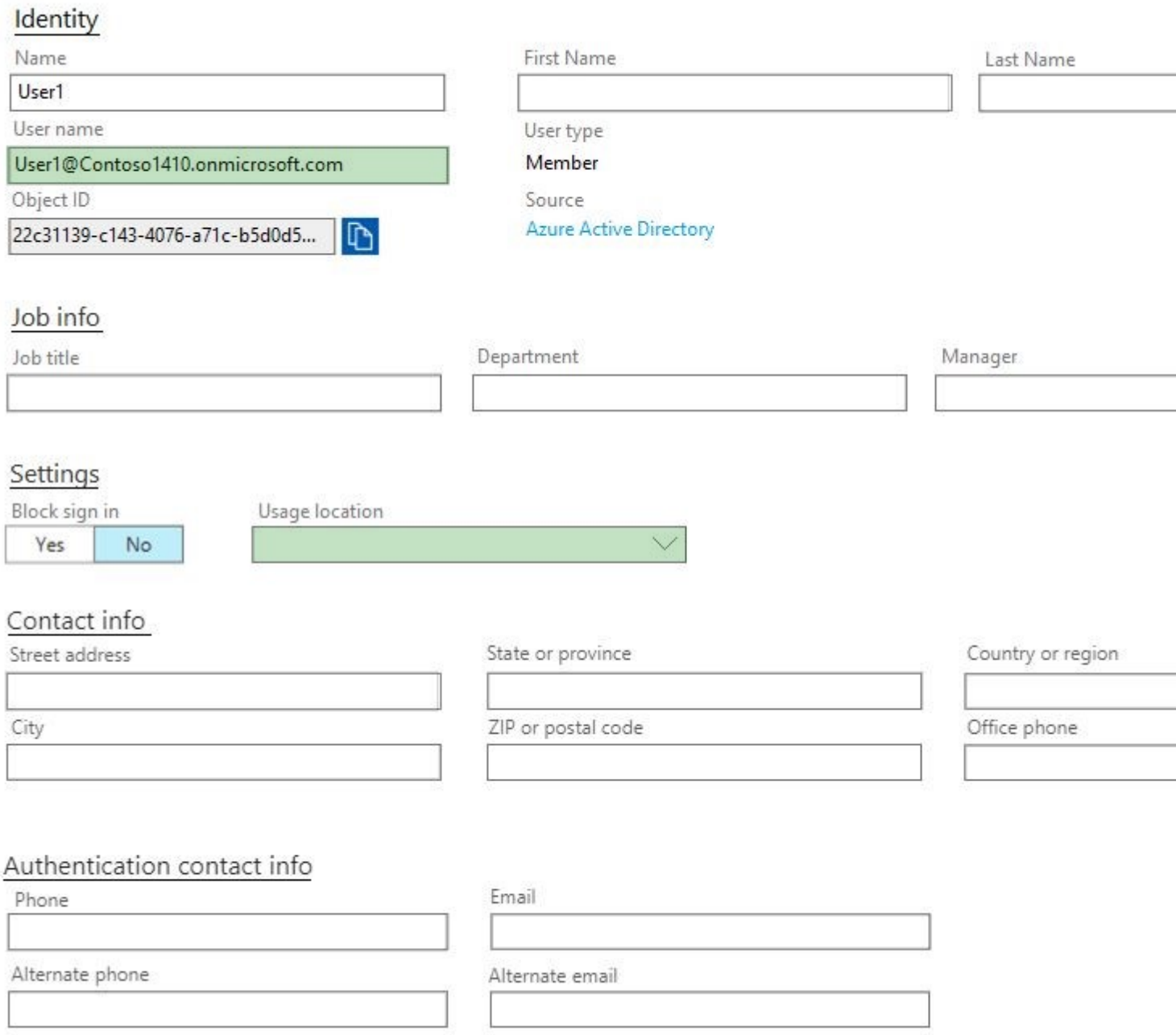

Section: (none)

Explanation/Reference:

QUESTION 17
To which Azure AD role should you add User4 to meet the security requirement?

Case Study Title (Case Study):
Introductory Info

Case study -
This is a case study. Case studies are not timed separately. You can use as much exam time as you would like to complete each case. However, there may be additional case studies and sections on this exam. You must manage your time to ensure that you are able to complete all questions included on this exam in the time provided.
To answer the questions included in a case study, you will need to reference information that is provided in the case study. Case studies might contain exhibits and other resources that provide more information about the scenario that is described in the case study. Each question is independent of the other questions in this case study.
At the end of this case study, a review screen will appear. This screen allows you to review your answers and to make changes before you move to the next section of the exam. After you begin a new section, you cannot return to this section.

To start the case study -
To display the first question in this case study, click the Next button. Use the buttons in the left pane to explore the content of the case study before you answer the questions. Clicking these buttons displays information such as business requirements, existing environment, and problem statements. When you are ready to answer a question, click the Question button to return to the question.

Overview -
Contoso, Ltd. is a consulting company that has a main office in Montreal and two branch offices in Seattle and New York.
The offices have the users and devices shown in the following table:

Office	Users	Laptops	Desktops	Mobile devices
Montreal	2,500	2,800	300	3,100
Seattle	1,000	1,100	200	1,500
New York	300	320	30	400

Contoso recently purchased a Microsoft 365 E5 subscription.

Existing Environment -
The network contains an Active directory forest named contoso.com and a Microsoft Azure Active Directory (Azure AD) tenant named contoso.onmicrosoft.com.
You recently configured the forest to sync to the Azure AD tenant.
You add and then verify adatum.com as an additional domain name.
All servers run Windows Server 2016.
All desktop computers and laptops run Windows 10 Enterprise and are joined to contoso.com.
All the mobile devices in the Montreal and Seattle offices run Android. All the mobile devices in the New York office run iOS.
Contoso has the users shown in the following table:

Name	Role
User1	*None*
User2	*None*
User3	Customer Lockbox access approver
User4	*None*

Contoso has the groups shown in the following table:

Name	Type	Membership rule
Group1	Assigned	*Not applicable*
Group 2	Dynamic	(user.department –eq “Finance”)

Microsoft Office 365 licenses are assigned only to Group2.
The network also contains external users from a vendor company who have Microsoft accounts that use a suffix of @outlook.com.

Requirements -

Planned Changes -
Contoso plans to provide email addresses for all the users in the following domains:
East.adatum.com
Contoso.adatum.com

Humongousinsurance.com -

Technical Requirements -
Contoso identifies the following technical requirements:
All new users must be assigned Office 365 licenses automatically.
The principle of least privilege must be used whenever possible.

Security Requirements -
Contoso identifies the following security requirements:
Vendors must be able to authenticate by using their Microsoft account when accessing Contoso resources.
User2 must be able to view reports and schedule the email delivery of security and compliance reports.
The members of Group1 must be required to answer a security question before changing their password.
User3 must be able to manage Office 365 connectors.
User4 must be able to reset User3 password.

A. Password administrator
B. Global administrator
C. Security administrator
D. Privileged role administrator

Answer: B
Section: (none)

Explanation/Reference:

QUESTION 18
Introductory Info
Case study -
This is a case study. Case studies are not timed separately. You can use as much exam time as you would like to complete each case. However, there may be additional case studies and sections on this exam. You must manage your time to ensure that you are able to complete all questions included on this exam in the time provided.
To answer the questions included in a case study, you will need to reference information that is provided in the case study. Case studies might contain exhibits and other resources that provide more information about the scenario that is described in the case study. Each question is independent of the other questions in this case study.
At the end of this case study, a review screen will appear. This screen allows you to review your answers and to make changes before you move to the next section of the exam. After you begin a new section, you cannot return to this section.

To start the case study -
To display the first question in this case study, click the Next button. Use the buttons in the left pane to explore

the content of the case study before you answer the questions. Clicking these buttons displays information such as business requirements, existing environment, and problem statements. When you are ready to answer a question, click the Question button to return to the question.

Overview -
Contoso, Ltd. is a consulting company that has a main office in Montreal and two branch offices in Seattle and New York.
The offices have the users and devices shown in the following table:

Office	Users	Laptops	Desktops	Mobile devices
Montreal	2,500	2,800	300	3,100
Seattle	1,000	1,100	200	1,500
New York	300	320	30	400

Contoso recently purchased a Microsoft 365 E5 subscription.

Existing Environment -
The network contains an Active directory forest named contoso.com and a Microsoft Azure Active Directory (Azure AD) tenant named contoso.onmicrosoft.com.
You recently configured the forest to sync to the Azure AD tenant.
You add and then verify adatum.com as an additional domain name.
All servers run Windows Server 2016.
All desktop computers and laptops run Windows 10 Enterprise and are joined to contoso.com.
All the mobile devices in the Montreal and Seattle offices run Android. All the mobile devices in the New York office run iOS.
Contoso has the users shown in the following table:

Name	Role
User1	*None*
User2	*None*
User3	Customer Lockbox access approver
User4	*None*

Contoso has the groups shown in the following table:

Name	Type	Membership rule
Group1	Assigned	*Not applicable*
Group 2	Dynamic	(user.department –eq “Finance”)

Microsoft Office 365 licenses are assigned only to Group2.
The network also contains external users from a vendor company who have Microsoft accounts that use a suffix of @outlook.com.

Requirements -

Planned Changes -
Contoso plans to provide email addresses for all the users in the following domains:
East.adatum.com
Contoso.adatum.com

Humongousinsurance.com -

Technical Requirements -
Contoso identifies the following technical requirements:
All new users must be assigned Office 365 licenses automatically.
The principle of least privilege must be used whenever possible.

Security Requirements -
Contoso identifies the following security requirements:
Vendors must be able to authenticate by using their Microsoft account when accessing Contoso resources.
User2 must be able to view reports and schedule the email delivery of security and compliance reports.
The members of Group1 must be required to answer a security question before changing their password.
User3 must be able to manage Office 365 connectors.
User4 must be able to reset User3 password.

Question
HOTSPOT

You need to meet the security requirements for User3. The solution must meet the technical requirements.

What should you do?

To answer, select the appropriate properties in the answer area.

NOTE: Each correct selection is worth one point.

Hot Area:

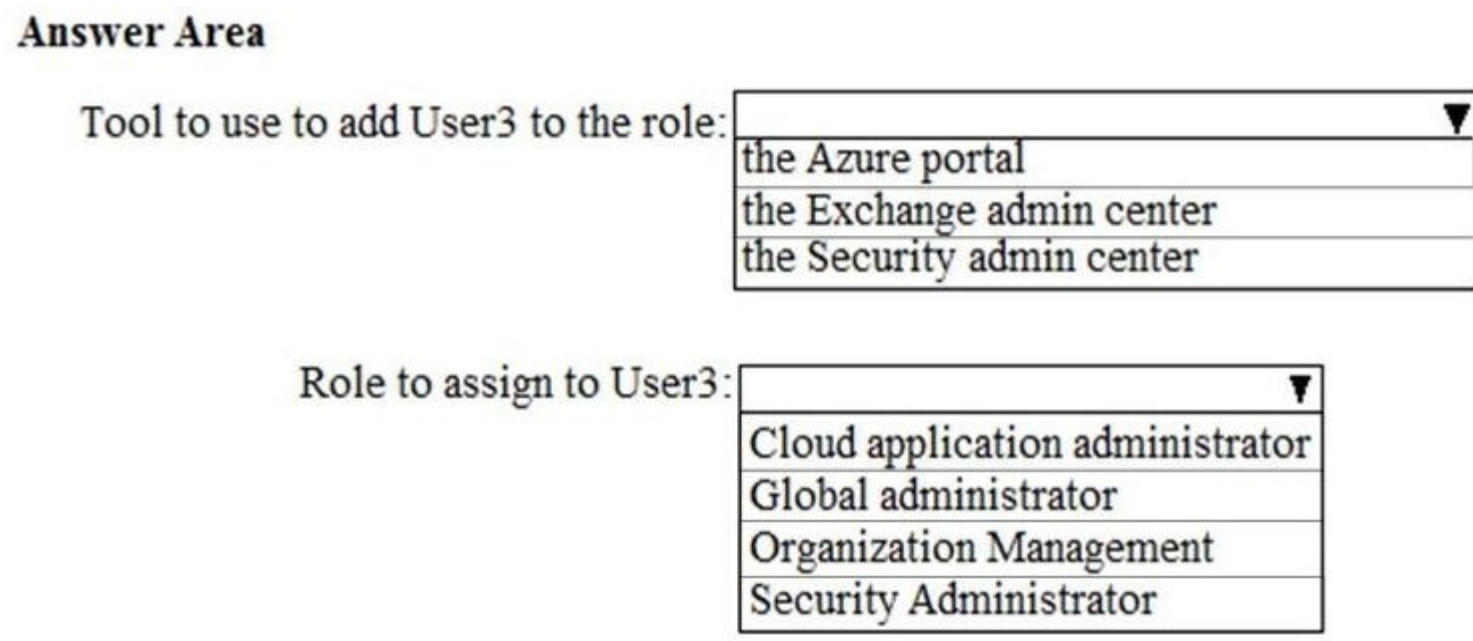

Answer:

Answer Area

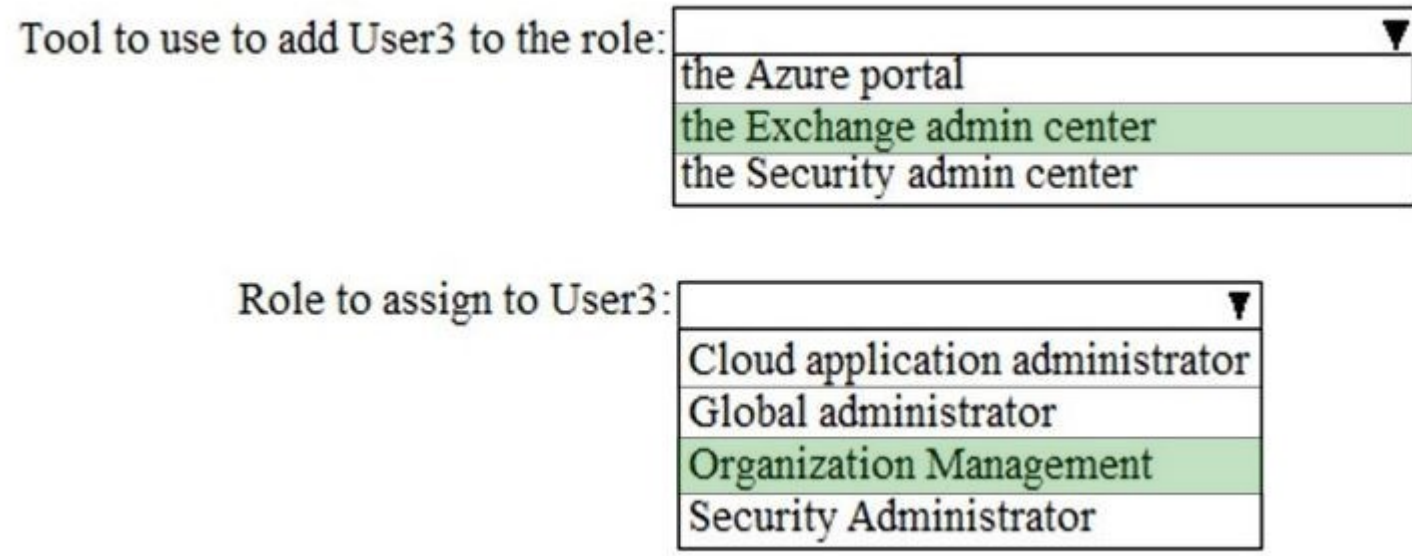

Section: (none)

Explanation/Reference:

QUESTION 19
You need to assign User2 the required roles to meet the security requirements and the technical requirements.

To which two roles should you assign User2?

Each correct answer presents part of the solution.

Case Study Title (Case Study):
Introductory Info
Case study -
This is a case study. Case studies are not timed separately. You can use as much exam time as you would like to complete each case. However, there may be additional case studies and sections on this exam. You must manage your time to ensure that you are able to complete all questions included on this exam in the time provided.
To answer the questions included in a case study, you will need to reference information that is provided in the case study. Case studies might contain exhibits and other resources that provide more information about the scenario that is described in the case study. Each question is independent of the other questions in this case study.
At the end of this case study, a review screen will appear. This screen allows you to review your answers and to make changes before you move to the next section of the exam. After you begin a new section, you cannot return to this section.

To start the case study -
To display the first question in this case study, click the Next button. Use the buttons in the left pane to explore the content of the case study before you answer the questions. Clicking these buttons displays information such as business requirements, existing environment, and problem statements. When you are ready to answer a question, click the Question button to return to the question.

Overview -

Contoso, Ltd. is a consulting company that has a main office in Montreal and two branch offices in Seattle and New York.
The offices have the users and devices shown in the following table:

Office	Users	Laptops	Desktops	Mobile devices
Montreal	2,500	2,800	300	3,100
Seattle	1,000	1,100	200	1,500
New York	300	320	30	400

Contoso recently purchased a Microsoft 365 E5 subscription.

Existing Environment -
The network contains an Active directory forest named contoso.com and a Microsoft Azure Active Directory (Azure AD) tenant named contoso.onmicrosoft.com.
You recently configured the forest to sync to the Azure AD tenant.
You add and then verify adatum.com as an additional domain name.
All servers run Windows Server 2016.
All desktop computers and laptops run Windows 10 Enterprise and are joined to contoso.com.
All the mobile devices in the Montreal and Seattle offices run Android. All the mobile devices in the New York office run iOS.
Contoso has the users shown in the following table:

Name	Role
User1	*None*
User2	*None*
User3	Customer Lockbox access approver
User4	*None*

Contoso has the groups shown in the following table:

Name	Type	Membership rule
Group1	Assigned	*Not applicable*
Group 2	Dynamic	(user.department –eq “Finance”)

Microsoft Office 365 licenses are assigned only to Group2.
The network also contains external users from a vendor company who have Microsoft accounts that use a suffix of @outlook.com.

Requirements -

Planned Changes -
Contoso plans to provide email addresses for all the users in the following domains:
East.adatum.com
Contoso.adatum.com

Humongousinsurance.com -

Technical Requirements -
Contoso identifies the following technical requirements:
All new users must be assigned Office 365 licenses automatically.
The principle of least privilege must be used whenever possible.

Security Requirements -
Contoso identifies the following security requirements:
Vendors must be able to authenticate by using their Microsoft account when accessing Contoso resources.
User2 must be able to view reports and schedule the email delivery of security and compliance reports.
The members of Group1 must be required to answer a security question before changing their password.
User3 must be able to manage Office 365 connectors.
User4 must be able to reset User3 password.

A. The Exchange View-only Organization Management role
B. The Microsoft 365 Records Management role
C. The Exchange Online Help Desk role
D. The Microsoft 365 Security Reader role
E. The Exchange Online Compliance Management role

Answer: DE
Section: (none)

Explanation/Reference:

QUESTION 20
Introductory Info
Case study -
This is a case study. Case studies are not timed separately. You can use as much exam time as you would like to complete each case. However, there may be additional case studies and sections on this exam. You must manage your time to ensure that you are able to complete all questions included on this exam in the time provided.
To answer the questions included in a case study, you will need to reference information that is provided in the case study. Case studies might contain exhibits and other resources that provide more information about the scenario that is described in the case study. Each question is independent of the other questions in this case study.
At the end of this case study, a review screen will appear. This screen allows you to review your answers and to make changes before you move to the next section of the exam. After you begin a new section, you cannot return to this section.

To start the case study -
To display the first question in this case study, click the Next button. Use the buttons in the left pane to explore the content of the case study before you answer the questions. Clicking these buttons displays information such as business requirements, existing environment, and problem statements. When you are ready to answer a question, click the Question button to return to the question.

Overview -
Fabrikam, Inc. is an electronics company that produces consumer products. Fabrikam has 10,000 employees worldwide.
Fabrikam has a main office in London and branch offices in major cities in Europe, Asia, and the United States.

Existing Environment -

Active Directory Environment -
The network contains an Active Directory forest named fabrikam.com. The forest contains all the identities used for user and computer authentication.
Each department is represented by a top-level organizational unit (OU) that contains several child OUs for user accounts and computer accounts.
All users authenticate to on-premises applications by signing in to their device by using a UPN format of username@fabrikam.com.

Fabrikam does NOT plan to implement identity federation.

Network Infrastructure -
Each office has a high-speed connection to the Internet.
Each office contains two domain controllers. All domain controllers are configured as a DNS server.
The public zone for fabrikam.com is managed by an external DNS server.
All users connect to an on-premises Microsoft Exchange Server 2016 organization. The users access their email by using Outlook Anywhere, Outlook on the web, or the Microsoft Outlook app for iOS. All the Exchange servers have the latest cumulative updates installed.
All shared company documents are stored on a Microsoft SharePoint Server farm.

Requirements -

Planned Changes -
Fabrikam plans to implement a Microsoft 365 Enterprise subscription and move all email and shared documents to the subscription.
Fabrikam plans to implement two pilot projects:
Project1: During Project1, the mailboxes of 100 users in the sales department will be moved to Microsoft 365.
Project2: After the successful completion of Project1, Microsoft Teams & Skype for Business will be enabled in Microsoft 365 for the sales department users.
Fabrikam plans to create a group named UserLicenses that will manage the allocation of all Microsoft 365 bulk licenses.

Technical Requirements -
Fabrikam identifies the following technical requirements:
All users must be able to exchange email messages successfully during Project1 by using their current email address.
Users must be able to authenticate to cloud services if Active Directory becomes unavailable.
A user named User1 must be able to view all DLP reports from the Microsoft 365 admin center.
Microsoft 365 Apps for enterprise applications must be installed from a network share only.
Disruptions to email access must be minimized.

Application Requirements -
Fabrikam identifies the following application requirements:
An on-premises web application named App1 must allow users to complete their expense reports online. App1 must be available to users from the My Apps portal.
The installation of feature updates for Microsoft 365 Apps for enterprise must be minimized.

Security Requirements -
Fabrikam identifies the following security requirements:
After the planned migration to Microsoft 365, all users must continue to authenticate to their mailbox and to SharePoint sites by using their UPN.
The memberships of UserLicenses must be validated monthly. Unused user accounts must be removed from the group automatically.
After the planned migration to Microsoft 365, all users must be signed in to on-premises and cloud-based applications automatically.
The principle of least privilege must be used.

Question
HOTSPOT

You need to create the UserLicenses group. The solution must meet the security requirements.
Which group type and control method should you use? To answer, select the appropriate options in the answer area.

NOTE: Each correct selection is worth one point.

Hot Area:

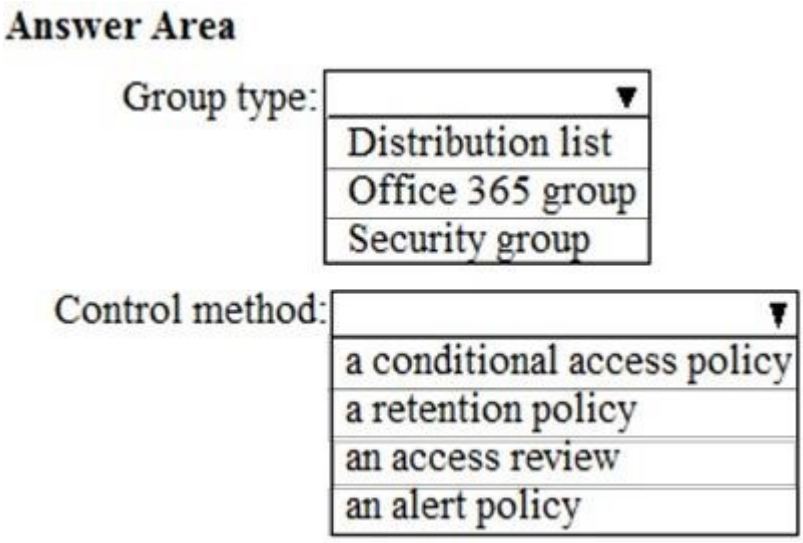

Answer:

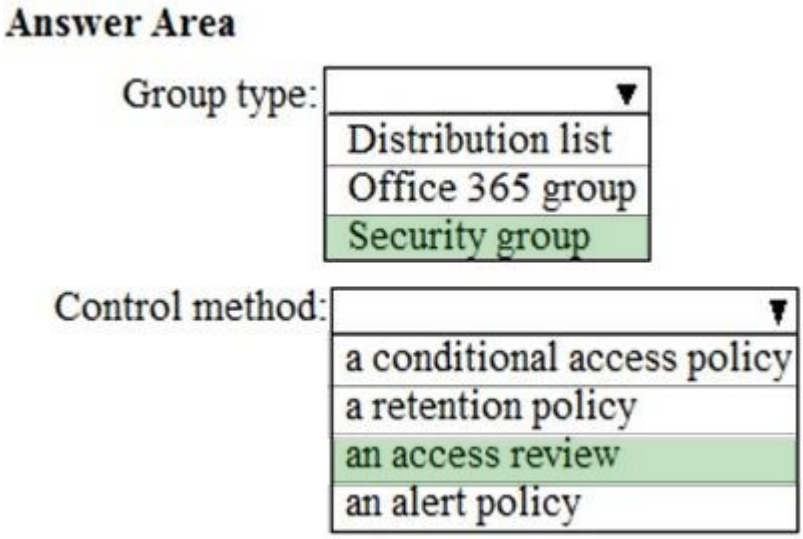

Section: (none)

Explanation/Reference:

QUESTION 21
Which role should you assign to User1?

Case Study Title (Case Study):
Introductory Info
Case study -
This is a case study. Case studies are not timed separately. You can use as much exam time as you would like to complete each case. However, there may be additional case studies and sections on this exam. You must manage your time to ensure that you are able to complete all questions included on this exam in the time provided.
To answer the questions included in a case study, you will need to reference information that is provided in the

case study. Case studies might contain exhibits and other resources that provide more information about the scenario that is described in the case study. Each question is independent of the other questions in this case study.
At the end of this case study, a review screen will appear. This screen allows you to review your answers and to make changes before you move to the next section of the exam. After you begin a new section, you cannot return to this section.

To start the case study -
To display the first question in this case study, click the Next button. Use the buttons in the left pane to explore the content of the case study before you answer the questions. Clicking these buttons displays information such as business requirements, existing environment, and problem statements. When you are ready to answer a question, click the Question button to return to the question.

Overview -
Fabrikam, Inc. is an electronics company that produces consumer products. Fabrikam has 10,000 employees worldwide.
Fabrikam has a main office in London and branch offices in major cities in Europe, Asia, and the United States.

Existing Environment -

Active Directory Environment -
The network contains an Active Directory forest named fabrikam.com. The forest contains all the identities used for user and computer authentication.
Each department is represented by a top-level organizational unit (OU) that contains several child OUs for user accounts and computer accounts.
All users authenticate to on-premises applications by signing in to their device by using a UPN format of username@fabrikam.com.
Fabrikam does NOT plan to implement identity federation.

Network Infrastructure -
Each office has a high-speed connection to the Internet.
Each office contains two domain controllers. All domain controllers are configured as a DNS server.
The public zone for fabrikam.com is managed by an external DNS server.
All users connect to an on-premises Microsoft Exchange Server 2016 organization. The users access their email by using Outlook Anywhere, Outlook on the web, or the Microsoft Outlook app for iOS. All the Exchange servers have the latest cumulative updates installed.
All shared company documents are stored on a Microsoft SharePoint Server farm.

Requirements -

Planned Changes -
Fabrikam plans to implement a Microsoft 365 Enterprise subscription and move all email and shared documents to the subscription.
Fabrikam plans to implement two pilot projects:
Project1: During Project1, the mailboxes of 100 users in the sales department will be moved to Microsoft 365.
Project2: After the successful completion of Project1, Microsoft Teams & Skype for Business will be enabled in Microsoft 365 for the sales department users.
Fabrikam plans to create a group named UserLicenses that will manage the allocation of all Microsoft 365 bulk licenses.

Technical Requirements -
Fabrikam identifies the following technical requirements:
All users must be able to exchange email messages successfully during Project1 by using their current email address.
Users must be able to authenticate to cloud services if Active Directory becomes unavailable.
A user named User1 must be able to view all DLP reports from the Microsoft 365 admin center.
Microsoft 365 Apps for enterprise applications must be installed from a network share only.
Disruptions to email access must be minimized.

Application Requirements -
Fabrikam identifies the following application requirements:
An on-premises web application named App1 must allow users to complete their expense reports online. App1 must be available to users from the My Apps portal.
The installation of feature updates for Microsoft 365 Apps for enterprise must be minimized.

Security Requirements -
Fabrikam identifies the following security requirements:
After the planned migration to Microsoft 365, all users must continue to authenticate to their mailbox and to SharePoint sites by using their UPN.
The memberships of UserLicenses must be validated monthly. Unused user accounts must be removed from the group automatically.
After the planned migration to Microsoft 365, all users must be signed in to on-premises and cloud-based applications automatically.
The principle of least privilege must be used.

A. Security Administrator
B. Records Management
C. Security Reader
D. Hygiene Management

Answer: C
Section: (none)

Explanation/Reference:

QUESTION 22
You need to meet the security requirement for Group1.
What should you do?

Case Study Title (Case Study):
Introductory Info
Case study -
This is a case study. Case studies are not timed separately. You can use as much exam time as you would like to complete each case. However, there may be additional case studies and sections on this exam. You must manage your time to ensure that you are able to complete all questions included on this exam in the time provided.
To answer the questions included in a case study, you will need to reference information that is provided in the case study. Case studies might contain exhibits and other resources that provide more information about the scenario that is described in the case study. Each question is independent of the other questions in this case study.
At the end of this case study, a review screen will appear. This screen allows you to review your answers and to make changes before you move to the next section of the exam. After you begin a new section, you cannot return to this section.

To start the case study -
To display the first question in this case study, click the Next button. Use the buttons in the left pane to explore the content of the case study before you answer the questions. Clicking these buttons displays information such as business requirements, existing environment, and problem statements. When you are ready to answer a question, click the Question button to return to the question.

Overview -
Contoso, Ltd. is a consulting company that has a main office in Montreal and two branch offices in Seattle and New York.

The offices have the users and devices shown in the following table:

Office	Users	Laptops	Desktops	Mobile devices
Montreal	2,500	2,800	300	3,100
Seattle	1,000	1,100	200	1,500
New York	300	320	30	400

Contoso recently purchased a Microsoft 365 E5 subscription.

Existing Environment -
The network contains an Active directory forest named contoso.com and a Microsoft Azure Active Directory (Azure AD) tenant named contoso.onmicrosoft.com.
You recently configured the forest to sync to the Azure AD tenant.
You add and then verify adatum.com as an additional domain name.
All servers run Windows Server 2016.
All desktop computers and laptops run Windows 10 Enterprise and are joined to contoso.com.
All the mobile devices in the Montreal and Seattle offices run Android. All the mobile devices in the New York office run iOS.
Contoso has the users shown in the following table:

Name	Role
User1	*None*
User2	*None*
User3	Customer Lockbox access approver
User4	*None*

Contoso has the groups shown in the following table:

Name	Type	Membership rule
Group1	Assigned	*Not applicable*
Group 2	Dynamic	(user.department –eq "Finance")

Microsoft Office 365 licenses are assigned only to Group2.
The network also contains external users from a vendor company who have Microsoft accounts that use a suffix of @outlook.com.

Requirements -

Planned Changes -
Contoso plans to provide email addresses for all the users in the following domains:
East.adatum.com
Contoso.adatum.com

Humongousinsurance.com -

Technical Requirements -
Contoso identifies the following technical requirements:
All new users must be assigned Office 365 licenses automatically.
The principle of least privilege must be used whenever possible.

Security Requirements -

Contoso identifies the following security requirements:
Vendors must be able to authenticate by using their Microsoft account when accessing Contoso resources.
User2 must be able to view reports and schedule the email delivery of security and compliance reports.
The members of Group1 must be required to answer a security question before changing their password.
User3 must be able to manage Office 365 connectors.
User4 must be able to reset User3 password.

A. Configure all users to sign in by using multi-factor authentication.
B. Modify the properties of Group1.
C. Assign Group1 a management role.
D. Modify the Password reset properties of the Azure AD tenant.

Answer: D
Section: (none)

Explanation/Reference:

QUESTION 23
You need to meet the security requirement for the vendors.
What should you do?

Case Study Title (Case Study):
Introductory Info
Case study -
This is a case study. Case studies are not timed separately. You can use as much exam time as you would like to complete each case. However, there may be additional case studies and sections on this exam. You must manage your time to ensure that you are able to complete all questions included on this exam in the time provided.
To answer the questions included in a case study, you will need to reference information that is provided in the case study. Case studies might contain exhibits and other resources that provide more information about the scenario that is described in the case study. Each question is independent of the other questions in this case study.
At the end of this case study, a review screen will appear. This screen allows you to review your answers and to make changes before you move to the next section of the exam. After you begin a new section, you cannot return to this section.

To start the case study -
To display the first question in this case study, click the Next button. Use the buttons in the left pane to explore the content of the case study before you answer the questions. Clicking these buttons displays information such as business requirements, existing environment, and problem statements. When you are ready to answer a question, click the Question button to return to the question.

Overview -
Contoso, Ltd. is a consulting company that has a main office in Montreal and two branch offices in Seattle and New York.
The offices have the users and devices shown in the following table:

Office	Users	Laptops	Desktops	Mobile devices
Montreal	2,500	2,800	300	3,100
Seattle	1,000	1,100	200	1,500
New York	300	320	30	400

Contoso recently purchased a Microsoft 365 E5 subscription.

Existing Environment -
The network contains an Active directory forest named contoso.com and a Microsoft Azure Active Directory (Azure AD) tenant named contoso.onmicrosoft.com.
You recently configured the forest to sync to the Azure AD tenant.
You add and then verify adatum.com as an additional domain name.
All servers run Windows Server 2016.
All desktop computers and laptops run Windows 10 Enterprise and are joined to contoso.com.
All the mobile devices in the Montreal and Seattle offices run Android. All the mobile devices in the New York office run iOS.
Contoso has the users shown in the following table:

Name	Role
User1	*None*
User2	*None*
User3	Customer Lockbox access approver
User4	*None*

Contoso has the groups shown in the following table:

Name	Type	Membership rule
Group1	Assigned	*Not applicable*
Group 2	Dynamic	(user.department –eq "Finance")

Microsoft Office 365 licenses are assigned only to Group2.
The network also contains external users from a vendor company who have Microsoft accounts that use a suffix of @outlook.com.

Requirements -

Planned Changes -
Contoso plans to provide email addresses for all the users in the following domains:
East.adatum.com
Contoso.adatum.com

Humongousinsurance.com -

Technical Requirements -
Contoso identifies the following technical requirements:
All new users must be assigned Office 365 licenses automatically.
The principle of least privilege must be used whenever possible.

Security Requirements -
Contoso identifies the following security requirements:
Vendors must be able to authenticate by using their Microsoft account when accessing Contoso resources.
User2 must be able to view reports and schedule the email delivery of security and compliance reports.
The members of Group1 must be required to answer a security question before changing their password.
User3 must be able to manage Office 365 connectors.
User4 must be able to reset User3 password.

A. From the Azure portal, add an identity provider.
B. From Azure Cloud Shell, run the New-AzureADUser cmdlet and specify the -UserPrincipalName parameter.
C. From Azure Cloud Shell, run the Set-AzureADUserExtension cmdlet.

D. From the Azure portal, create guest accounts.

Answer: D
Section: (none)

Explanation/Reference:

QUESTION 24
You need to meet the security requirement for the vendors.
What should you do?

Case Study Title (Case Study):
Introductory Info
Case study -
This is a case study. Case studies are not timed separately. You can use as much exam time as you would like to complete each case. However, there may be additional case studies and sections on this exam. You must manage your time to ensure that you are able to complete all questions included on this exam in the time provided.
To answer the questions included in a case study, you will need to reference information that is provided in the case study. Case studies might contain exhibits and other resources that provide more information about the scenario that is described in the case study. Each question is independent of the other questions in this case study.
At the end of this case study, a review screen will appear. This screen allows you to review your answers and to make changes before you move to the next section of the exam. After you begin a new section, you cannot return to this section.

To start the case study -
To display the first question in this case study, click the Next button. Use the buttons in the left pane to explore the content of the case study before you answer the questions. Clicking these buttons displays information such as business requirements, existing environment, and problem statements. When you are ready to answer a question, click the Question button to return to the question.

Overview -
Contoso, Ltd. is a consulting company that has a main office in Montreal and two branch offices in Seattle and New York.
The offices have the users and devices shown in the following table:

Office	Users	Laptops	Desktops	Mobile devices
Montreal	2,500	2,800	300	3,100
Seattle	1,000	1,100	200	1,500
New York	300	320	30	400

Contoso recently purchased a Microsoft 365 E5 subscription.

Existing Environment -
The network contains an Active directory forest named contoso.com and a Microsoft Azure Active Directory (Azure AD) tenant named contoso.onmicrosoft.com.
You recently configured the forest to sync to the Azure AD tenant.
You add and then verify adatum.com as an additional domain name.
All servers run Windows Server 2016.
All desktop computers and laptops run Windows 10 Enterprise and are joined to contoso.com.
All the mobile devices in the Montreal and Seattle offices run Android. All the mobile devices in the New York office run iOS.
Contoso has the users shown in the following table:

Name	Role
User1	*None*
User2	*None*
User3	Customer Lockbox access approver
User4	*None*

Contoso has the groups shown in the following table:

Name	Type	Membership rule
Group1	Assigned	*Not applicable*
Group 2	Dynamic	(user.department –eq "Finance")

Microsoft Office 365 licenses are assigned only to Group2.
The network also contains external users from a vendor company who have Microsoft accounts that use a suffix of @outlook.com.

Requirements -

Planned Changes -
Contoso plans to provide email addresses for all the users in the following domains:
East.adatum.com
Contoso.adatum.com

Humongousinsurance.com -

Technical Requirements -
Contoso identifies the following technical requirements:
All new users must be assigned Office 365 licenses automatically.
The principle of least privilege must be used whenever possible.

Security Requirements -
Contoso identifies the following security requirements:
Vendors must be able to authenticate by using their Microsoft account when accessing Contoso resources.
User2 must be able to view reports and schedule the email delivery of security and compliance reports.
The members of Group1 must be required to answer a security question before changing their password.
User3 must be able to manage Office 365 connectors.
User4 must be able to reset User3 password.

A. From Azure Cloud Shell, run the Set-MsolUserPrincipalName and specify the -TenantID parameter.
B. From Azure Cloud Shell, run the Set-AzureADUserExtension cmdlet.
C. Azure Cloud Shell, run the New-AzureADUser cmdlet and specify the -UserPrincipalName parameter.
D. From Azure Cloud Shell, run the New-AzureADMSInvitation cmdlet and specify the -InvitedUserEmailAddress parameter.

Answer: D
Section: (none)

Explanation/Reference:

QUESTION 25
Introductory Info
Case study -
This is a case study. Case studies are not timed separately. You can use as much exam time as you would like to complete each case. However, there may be additional case studies and sections on this exam. You must manage your time to ensure that you are able to complete all questions included on this exam in the time provided.
To answer the questions included in a case study, you will need to reference information that is provided in the case study. Case studies might contain exhibits and other resources that provide more information about the scenario that is described in the case study. Each question is independent of the other questions in this case study.
At the end of this case study, a review screen will appear. This screen allows you to review your answers and to make changes before you move to the next section of the exam. After you begin a new section, you cannot return to this section.

To start the case study -
To display the first question in this case study, click the Next button. Use the buttons in the left pane to explore the content of the case study before you answer the questions. Clicking these buttons displays information such as business requirements, existing environment, and problem statements. When you are ready to answer a question, click the Question button to return to the question.

Overview -
Fabrikam, Inc. is an electronics company that produces consumer products. Fabrikam has 10,000 employees worldwide.
Fabrikam has a main office in London and branch offices in major cities in Europe, Asia, and the United States.

Existing Environment -

Active Directory Environment -
The network contains an Active Directory forest named fabrikam.com. The forest contains all the identities used for user and computer authentication.
Each department is represented by a top-level organizational unit (OU) that contains several child OUs for user accounts and computer accounts.
All users authenticate to on-premises applications by signing in to their device by using a UPN format of username@fabrikam.com.
Fabrikam does NOT plan to implement identity federation.

Network Infrastructure -
Each office has a high-speed connection to the Internet.
Each office contains two domain controllers. All domain controllers are configured as a DNS server.
The public zone for fabrikam.com is managed by an external DNS server.
All users connect to an on-premises Microsoft Exchange Server 2016 organization. The users access their email by using Outlook Anywhere, Outlook on the web, or the Microsoft Outlook app for iOS. All the Exchange servers have the latest cumulative updates installed.
All shared company documents are stored on a Microsoft SharePoint Server farm.

Requirements -

Planned Changes -
Fabrikam plans to implement a Microsoft 365 Enterprise subscription and move all email and shared documents to the subscription.
Fabrikam plans to implement two pilot projects:
Project1: During Project1, the mailboxes of 100 users in the sales department will be moved to Microsoft 365.
Project2: After the successful completion of Project1, Microsoft Teams & Skype for Business will be enabled in Microsoft 365 for the sales department users.
Fabrikam plans to create a group named UserLicenses that will manage the allocation of all Microsoft 365 bulk licenses.

Technical Requirements -
Fabrikam identifies the following technical requirements:
All users must be able to exchange email messages successfully during Project1 by using their current email address.
Users must be able to authenticate to cloud services if Active Directory becomes unavailable.
A user named User1 must be able to view all DLP reports from the Microsoft 365 admin center.
Microsoft 365 Apps for enterprise applications must be installed from a network share only.
Disruptions to email access must be minimized.

Application Requirements -
Fabrikam identifies the following application requirements:
An on-premises web application named App1 must allow users to complete their expense reports online. App1 must be available to users from the My Apps portal.
The installation of feature updates for Microsoft 365 Apps for enterprise must be minimized.

Security Requirements -
Fabrikam identifies the following security requirements:
After the planned migration to Microsoft 365, all users must continue to authenticate to their mailbox and to SharePoint sites by using their UPN.
The memberships of UserLicenses must be validated monthly. Unused user accounts must be removed from the group automatically.
After the planned migration to Microsoft 365, all users must be signed in to on-premises and cloud-based applications automatically.
The principle of least privilege must be used.

Question
HOTSPOT

You create the Microsoft 365 tenant.
You implement Azure AD Connect as shown in the following exhibit:

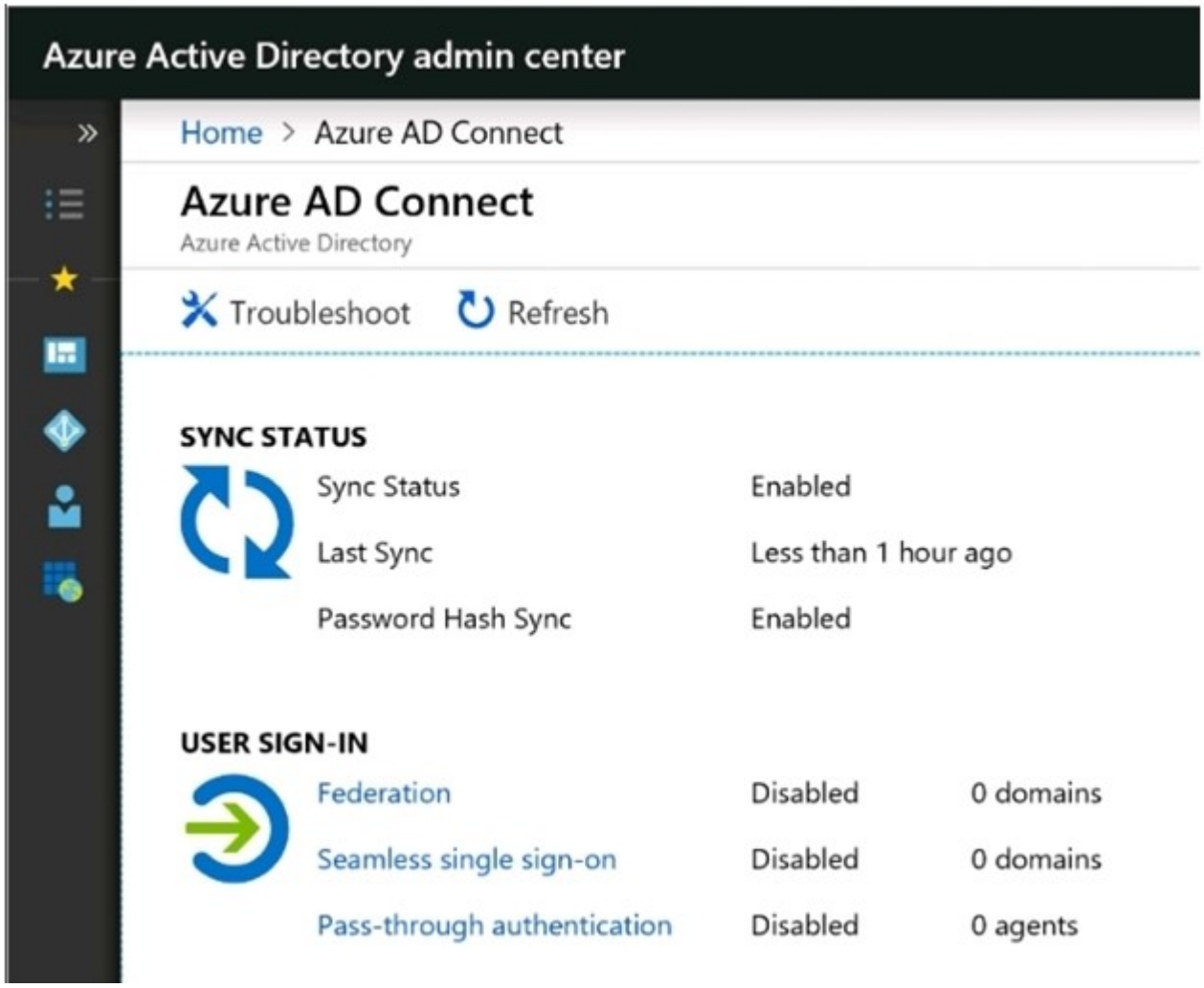

Use the drop-down menus to select the answer choice that completes each statement based on the information presented in the graphic.

NOTE: Each correct selection is worth one point.

Hot Area:

Answer Area

During Project1, sales department users can access **[answer choice]** applications by using SSO.

both on-premis
only cloud-base
only on-premis

If Active Directory becomes unavailable during Project1, sales department users can access the resources **[answer choice]**.

both on-premis
in the cloud onl
on-premises or

Answer:

Answer Area

During Project1, sales department users can access **[answer choice]** applications by using SSO.

both on-premis
only cloud-base
only on-premis

If Active Directory becomes unavailable during Project1, sales department users can access the resources **[answer choice]**.

both on-premis
in the cloud onl
on-premises or

Section: (none)

Explanation/Reference:

QUESTION 26

You need to meet the application requirement for App1.

Which three actions should you perform?

Each correct answer presents part of the solution.

NOTE: Each correct selection is worth one point.

Case Study Title (Case Study):
Introductory Info
Case study -
This is a case study. Case studies are not timed separately. You can use as much exam time as you would like to complete each case. However, there may be additional case studies and sections on this exam. You must manage your time to ensure that you are able to complete all questions included on this exam in the time provided.
To answer the questions included in a case study, you will need to reference information that is provided in the case study. Case studies might contain exhibits and other resources that provide more information about the scenario that is described in the case study. Each question is independent of the other questions in this case study.
At the end of this case study, a review screen will appear. This screen allows you to review your answers and to make changes before you move to the next section of the exam. After you begin a new section, you cannot return to this section.

To start the case study -
To display the first question in this case study, click the Next button. Use the buttons in the left pane to explore the content of the case study before you answer the questions. Clicking these buttons displays information such as business requirements, existing environment, and problem statements. When you are ready to answer a question, click the Question button to return to the question.

Overview -
Fabrikam, Inc. is an electronics company that produces consumer products. Fabrikam has 10,000 employees worldwide.
Fabrikam has a main office in London and branch offices in major cities in Europe, Asia, and the United States.

Existing Environment -

Active Directory Environment -
The network contains an Active Directory forest named fabrikam.com. The forest contains all the identities used for user and computer authentication.
Each department is represented by a top-level organizational unit (OU) that contains several child OUs for user accounts and computer accounts.
All users authenticate to on-premises applications by signing in to their device by using a UPN format of username@fabrikam.com.
Fabrikam does NOT plan to implement identity federation.

Network Infrastructure -
Each office has a high-speed connection to the Internet.
Each office contains two domain controllers. All domain controllers are configured as a DNS server.
The public zone for fabrikam.com is managed by an external DNS server.
All users connect to an on-premises Microsoft Exchange Server 2016 organization. The users access their email by using Outlook Anywhere, Outlook on the web, or the Microsoft Outlook app for iOS. All the Exchange servers have the latest cumulative updates installed.
All shared company documents are stored on a Microsoft SharePoint Server farm.

Requirements -

Planned Changes -
Fabrikam plans to implement a Microsoft 365 Enterprise subscription and move all email and shared documents to the subscription.
Fabrikam plans to implement two pilot projects:
Project1: During Project1, the mailboxes of 100 users in the sales department will be moved to Microsoft 365.
Project2: After the successful completion of Project1, Microsoft Teams & Skype for Business will be enabled in Microsoft 365 for the sales department users.
Fabrikam plans to create a group named UserLicenses that will manage the allocation of all Microsoft 365 bulk

licenses.

Technical Requirements -
Fabrikam identifies the following technical requirements:
All users must be able to exchange email messages successfully during Project1 by using their current email address.
Users must be able to authenticate to cloud services if Active Directory becomes unavailable.
A user named User1 must be able to view all DLP reports from the Microsoft 365 admin center.
Microsoft 365 Apps for enterprise applications must be installed from a network share only.
Disruptions to email access must be minimized.

Application Requirements -
Fabrikam identifies the following application requirements:
An on-premises web application named App1 must allow users to complete their expense reports online. App1 must be available to users from the My Apps portal.
The installation of feature updates for Microsoft 365 Apps for enterprise must be minimized.

Security Requirements -
Fabrikam identifies the following security requirements:
After the planned migration to Microsoft 365, all users must continue to authenticate to their mailbox and to SharePoint sites by using their UPN.
The memberships of UserLicenses must be validated monthly. Unused user accounts must be removed from the group automatically.
After the planned migration to Microsoft 365, all users must be signed in to on-premises and cloud-based applications automatically.
The principle of least privilege must be used.

A. From the Azure Active Directory admin center, configure the application URL settings.
B. From the Azure Active Directory admin center, add an enterprise application.
C. On an on-premises server, download and install the Microsoft AAD Application Proxy connector.
D. On an on-premises server, install the Hybrid Configuration wizard.
E. From the Microsoft 365 admin center, configure the Software download settings.

Answer: ABC
Section: (none)

Explanation/Reference:

QUESTION 27
You need to ensure that all the sales department users can authenticate successfully during Project1 and Project2.
Which authentication strategy should you implement for the pilot projects?

Case Study Title (Case Study):
Introductory Info
Case study -
This is a case study. Case studies are not timed separately. You can use as much exam time as you would like to complete each case. However, there may be additional case studies and sections on this exam. You must manage your time to ensure that you are able to complete all questions included on this exam in the time provided.
To answer the questions included in a case study, you will need to reference information that is provided in the case study. Case studies might contain exhibits and other resources that provide more information about the scenario that is described in the case study. Each question is independent of the other questions in this case study.
At the end of this case study, a review screen will appear. This screen allows you to review your answers and to

make changes before you move to the next section of the exam. After you begin a new section, you cannot return to this section.

To start the case study -
To display the first question in this case study, click the Next button. Use the buttons in the left pane to explore the content of the case study before you answer the questions. Clicking these buttons displays information such as business requirements, existing environment, and problem statements. When you are ready to answer a question, click the Question button to return to the question.

Overview -
Fabrikam, Inc. is an electronics company that produces consumer products. Fabrikam has 10,000 employees worldwide.
Fabrikam has a main office in London and branch offices in major cities in Europe, Asia, and the United States.

Existing Environment -

Active Directory Environment -
The network contains an Active Directory forest named fabrikam.com. The forest contains all the identities used for user and computer authentication.
Each department is represented by a top-level organizational unit (OU) that contains several child OUs for user accounts and computer accounts.
All users authenticate to on-premises applications by signing in to their device by using a UPN format of username@fabrikam.com.
Fabrikam does NOT plan to implement identity federation.

Network Infrastructure -
Each office has a high-speed connection to the Internet.
Each office contains two domain controllers. All domain controllers are configured as a DNS server.
The public zone for fabrikam.com is managed by an external DNS server.
All users connect to an on-premises Microsoft Exchange Server 2016 organization. The users access their email by using Outlook Anywhere, Outlook on the web, or the Microsoft Outlook app for iOS. All the Exchange servers have the latest cumulative updates installed.
All shared company documents are stored on a Microsoft SharePoint Server farm.

Requirements -

Planned Changes -
Fabrikam plans to implement a Microsoft 365 Enterprise subscription and move all email and shared documents to the subscription.
Fabrikam plans to implement two pilot projects:
Project1: During Project1, the mailboxes of 100 users in the sales department will be moved to Microsoft 365.
Project2: After the successful completion of Project1, Microsoft Teams & Skype for Business will be enabled in Microsoft 365 for the sales department users.
Fabrikam plans to create a group named UserLicenses that will manage the allocation of all Microsoft 365 bulk licenses.

Technical Requirements -
Fabrikam identifies the following technical requirements:
All users must be able to exchange email messages successfully during Project1 by using their current email address.
Users must be able to authenticate to cloud services if Active Directory becomes unavailable.
A user named User1 must be able to view all DLP reports from the Microsoft 365 admin center.
Microsoft 365 Apps for enterprise applications must be installed from a network share only.
Disruptions to email access must be minimized.

Application Requirements -
Fabrikam identifies the following application requirements:
An on-premises web application named App1 must allow users to complete their expense reports online. App1

must be available to users from the My Apps portal.
The installation of feature updates for Microsoft 365 Apps for enterprise must be minimized.

Security Requirements -
Fabrikam identifies the following security requirements:
After the planned migration to Microsoft 365, all users must continue to authenticate to their mailbox and to SharePoint sites by using their UPN.
The memberships of UserLicenses must be validated monthly. Unused user accounts must be removed from the group automatically.
After the planned migration to Microsoft 365, all users must be signed in to on-premises and cloud-based applications automatically.
The principle of least privilege must be used.

A. Password hash synchronization and seamless SSO
B. Pass-through authentication
C. Password hash synchronization
D. Pass-through authentication and seamless SSO

Answer: A
Section: (none)

Explanation/Reference:

QUESTION 28
Introductory Info
Case study -
This is a case study. Case studies are not timed separately. You can use as much exam time as you would like to complete each case. However, there may be additional case studies and sections on this exam. You must manage your time to ensure that you are able to complete all questions included on this exam in the time provided.
To answer the questions included in a case study, you will need to reference information that is provided in the case study. Case studies might contain exhibits and other resources that provide more information about the scenario that is described in the case study. Each question is independent of the other questions in this case study.
At the end of this case study, a review screen will appear. This screen allows you to review your answers and to make changes before you move to the next section of the exam. After you begin a new section, you cannot return to this section.

To start the case study -
To display the first question in this case study, click the Next button. Use the buttons in the left pane to explore the content of the case study before you answer the questions. Clicking these buttons displays information such as business requirements, existing environment, and problem statements. When you are ready to answer a question, click the Question button to return to the question.

Overview -
Fabrikam, Inc. is an electronics company that produces consumer products. Fabrikam has 10,000 employees worldwide.
Fabrikam has a main office in London and branch offices in major cities in Europe, Asia, and the United States.

Existing Environment -

Active Directory Environment -
The network contains an Active Directory forest named fabrikam.com. The forest contains all the identities used for user and computer authentication.
Each department is represented by a top-level organizational unit (OU) that contains several child OUs for user

accounts and computer accounts.
All users authenticate to on-premises applications by signing in to their device by using a UPN format of username@fabrikam.com.
Fabrikam does NOT plan to implement identity federation.

Network Infrastructure -
Each office has a high-speed connection to the Internet.
Each office contains two domain controllers. All domain controllers are configured as a DNS server.
The public zone for fabrikam.com is managed by an external DNS server.
All users connect to an on-premises Microsoft Exchange Server 2016 organization. The users access their email by using Outlook Anywhere, Outlook on the web, or the Microsoft Outlook app for iOS. All the Exchange servers have the latest cumulative updates installed.
All shared company documents are stored on a Microsoft SharePoint Server farm.

Requirements -

Planned Changes -
Fabrikam plans to implement a Microsoft 365 Enterprise subscription and move all email and shared documents to the subscription.
Fabrikam plans to implement two pilot projects:
Project1: During Project1, the mailboxes of 100 users in the sales department will be moved to Microsoft 365.
Project2: After the successful completion of Project1, Microsoft Teams & Skype for Business will be enabled in Microsoft 365 for the sales department users.
Fabrikam plans to create a group named UserLicenses that will manage the allocation of all Microsoft 365 bulk licenses.

Technical Requirements -
Fabrikam identifies the following technical requirements:
All users must be able to exchange email messages successfully during Project1 by using their current email address.
Users must be able to authenticate to cloud services if Active Directory becomes unavailable.
A user named User1 must be able to view all DLP reports from the Microsoft 365 admin center.
Microsoft 365 Apps for enterprise applications must be installed from a network share only.
Disruptions to email access must be minimized.

Application Requirements -
Fabrikam identifies the following application requirements:
An on-premises web application named App1 must allow users to complete their expense reports online. App1 must be available to users from the My Apps portal.
The installation of feature updates for Microsoft 365 Apps for enterprise must be minimized.

Security Requirements -
Fabrikam identifies the following security requirements:
After the planned migration to Microsoft 365, all users must continue to authenticate to their mailbox and to SharePoint sites by using their UPN.
The memberships of UserLicenses must be validated monthly. Unused user accounts must be removed from the group automatically.
After the planned migration to Microsoft 365, all users must be signed in to on-premises and cloud-based applications automatically.
The principle of least privilege must be used.

Question
HOTSPOT

You need to meet the application requirements for the Microsoft 365 Apps for enterprise applications.
You create an XML file that contains the following settings:

```
<Add SourcePath="\\Server1\OfficeSoftware"
     OfficeClientEdition="32"
     Channel="Targeted"
     AllowCdnFallback="True">
  <Product ID="O365ProPlusRetail">
     <Language ID="MatchOS" Fallback="en-us" />
  </Product>
</Add>
```

NOTE: Each correct selection is worth one point.

Hot Area:

Answer Area

Microsoft 365 Apps for enterprise feature updates will be installed [answer choice].

- automatically once a year
- automatically twice a year
- manually

To meet the technical requirement for Microsoft 365 Apps for enterprise [answer choice].

- Change SourcePath to DownloadPath.
- Set the value for AllowCdnFallback to False.
- Add SCLCacheOverride=1 to the Product sec

Answer:

Answer Area

Microsoft 365 Apps for enterprise feature updates will be installed [answer choice].

- automatically once a year
- automatically twice a year
- manually

To meet the technical requirement for Microsoft 365 Apps for enterprise [answer choice].

- Change SourcePath to DownloadPath.
- Set the value for AllowCdnFallback to False.
- Add SCLCacheOverride=1 to the Product sec

Section: Plan Office 365 workloads and applications

Explanation/Reference:

QUESTION 29
Which migration solution should you recommend for Project1?

Case Study Title (Case Study):
Introductory Info
Case study -
This is a case study. Case studies are not timed separately. You can use as much exam time as you would like to complete each case. However, there may be additional case studies and sections on this exam. You must manage your time to ensure that you are able to complete all questions included on this exam in the time provided.
To answer the questions included in a case study, you will need to reference information that is provided in the case study. Case studies might contain exhibits and other resources that provide more information about the scenario that is described in the case study. Each question is independent of the other questions in this case study.
At the end of this case study, a review screen will appear. This screen allows you to review your answers and to make changes before you move to the next section of the exam. After you begin a new section, you cannot return to this section.

To start the case study -
To display the first question in this case study, click the Next button. Use the buttons in the left pane to explore the content of the case study before you answer the questions. Clicking these buttons displays information such as business requirements, existing environment, and problem statements. When you are ready to answer a question, click the Question button to return to the question.

Overview -
Fabrikam, Inc. is an electronics company that produces consumer products. Fabrikam has 10,000 employees worldwide.
Fabrikam has a main office in London and branch offices in major cities in Europe, Asia, and the United States.

Existing Environment -

Active Directory Environment -
The network contains an Active Directory forest named fabrikam.com. The forest contains all the identities used for user and computer authentication.
Each department is represented by a top-level organizational unit (OU) that contains several child OUs for user accounts and computer accounts.
All users authenticate to on-premises applications by signing in to their device by using a UPN format of username@fabrikam.com.
Fabrikam does NOT plan to implement identity federation.

Network Infrastructure -
Each office has a high-speed connection to the Internet.
Each office contains two domain controllers. All domain controllers are configured as a DNS server.
The public zone for fabrikam.com is managed by an external DNS server.
All users connect to an on-premises Microsoft Exchange Server 2016 organization. The users access their email by using Outlook Anywhere, Outlook on the web, or the Microsoft Outlook app for iOS. All the Exchange servers have the latest cumulative updates installed.
All shared company documents are stored on a Microsoft SharePoint Server farm.

Requirements -

Planned Changes -
Fabrikam plans to implement a Microsoft 365 Enterprise subscription and move all email and shared documents to the subscription.
Fabrikam plans to implement two pilot projects:

Project1: During Project1, the mailboxes of 100 users in the sales department will be moved to Microsoft 365.
Project2: After the successful completion of Project1, Microsoft Teams & Skype for Business will be enabled in Microsoft 365 for the sales department users.
Fabrikam plans to create a group named UserLicenses that will manage the allocation of all Microsoft 365 bulk licenses.

Technical Requirements -
Fabrikam identifies the following technical requirements:
All users must be able to exchange email messages successfully during Project1 by using their current email address.
Users must be able to authenticate to cloud services if Active Directory becomes unavailable.
A user named User1 must be able to view all DLP reports from the Microsoft 365 admin center.
Microsoft 365 Apps for enterprise applications must be installed from a network share only.
Disruptions to email access must be minimized.

Application Requirements -
Fabrikam identifies the following application requirements:
An on-premises web application named App1 must allow users to complete their expense reports online. App1 must be available to users from the My Apps portal.
The installation of feature updates for Microsoft 365 Apps for enterprise must be minimized.

Security Requirements -
Fabrikam identifies the following security requirements:
After the planned migration to Microsoft 365, all users must continue to authenticate to their mailbox and to SharePoint sites by using their UPN.
The memberships of UserLicenses must be validated monthly. Unused user accounts must be removed from the group automatically.
After the planned migration to Microsoft 365, all users must be signed in to on-premises and cloud-based applications automatically.
The principle of least privilege must be used.

A. From Exchange Online PowerShell, run the New-MailboxImportRequest cmdlet.
B. From Exchange Online PowerShell, run the New-MailboxExportRequest cmdlet.
C. From Exchange admin center, start the migration and select Remote move migration.
D. From the Exchange admin center, start the migration and select Cutover migration.

Answer: C
Section: Plan Office 365 workloads and applications

Explanation/Reference:

QUESTION 30
Which migration solution should you recommend for Project1?

Case Study Title (Case Study):
Introductory Info
Case study -
This is a case study. Case studies are not timed separately. You can use as much exam time as you would like to complete each case. However, there may be additional case studies and sections on this exam. You must manage your time to ensure that you are able to complete all questions included on this exam in the time provided.
To answer the questions included in a case study, you will need to reference information that is provided in the case study. Case studies might contain exhibits and other resources that provide more information about the scenario that is described in the case study. Each question is independent of the other questions in this case study.

At the end of this case study, a review screen will appear. This screen allows you to review your answers and to make changes before you move to the next section of the exam. After you begin a new section, you cannot return to this section.

To start the case study -
To display the first question in this case study, click the Next button. Use the buttons in the left pane to explore the content of the case study before you answer the questions. Clicking these buttons displays information such as business requirements, existing environment, and problem statements. When you are ready to answer a question, click the Question button to return to the question.

Overview -
Fabrikam, Inc. is an electronics company that produces consumer products. Fabrikam has 10,000 employees worldwide.
Fabrikam has a main office in London and branch offices in major cities in Europe, Asia, and the United States.

Existing Environment -

Active Directory Environment -
The network contains an Active Directory forest named fabrikam.com. The forest contains all the identities used for user and computer authentication.
Each department is represented by a top-level organizational unit (OU) that contains several child OUs for user accounts and computer accounts.
All users authenticate to on-premises applications by signing in to their device by using a UPN format of username@fabrikam.com.
Fabrikam does NOT plan to implement identity federation.

Network Infrastructure -
Each office has a high-speed connection to the Internet.
Each office contains two domain controllers. All domain controllers are configured as a DNS server.
The public zone for fabrikam.com is managed by an external DNS server.
All users connect to an on-premises Microsoft Exchange Server 2016 organization. The users access their email by using Outlook Anywhere, Outlook on the web, or the Microsoft Outlook app for iOS. All the Exchange servers have the latest cumulative updates installed.
All shared company documents are stored on a Microsoft SharePoint Server farm.

Requirements -

Planned Changes -
Fabrikam plans to implement a Microsoft 365 Enterprise subscription and move all email and shared documents to the subscription.
Fabrikam plans to implement two pilot projects:
Project1: During Project1, the mailboxes of 100 users in the sales department will be moved to Microsoft 365.
Project2: After the successful completion of Project1, Microsoft Teams & Skype for Business will be enabled in Microsoft 365 for the sales department users.
Fabrikam plans to create a group named UserLicenses that will manage the allocation of all Microsoft 365 bulk licenses.

Technical Requirements -
Fabrikam identifies the following technical requirements:
All users must be able to exchange email messages successfully during Project1 by using their current email address.
Users must be able to authenticate to cloud services if Active Directory becomes unavailable.
A user named User1 must be able to view all DLP reports from the Microsoft 365 admin center.
Microsoft 365 Apps for enterprise applications must be installed from a network share only.
Disruptions to email access must be minimized.

Application Requirements -
Fabrikam identifies the following application requirements:

An on-premises web application named App1 must allow users to complete their expense reports online. App1 must be available to users from the My Apps portal.
The installation of feature updates for Microsoft 365 Apps for enterprise must be minimized.

Security Requirements -
Fabrikam identifies the following security requirements:
After the planned migration to Microsoft 365, all users must continue to authenticate to their mailbox and to SharePoint sites by using their UPN.
The memberships of UserLicenses must be validated monthly. Unused user accounts must be removed from the group automatically.
After the planned migration to Microsoft 365, all users must be signed in to on-premises and cloud-based applications automatically.
The principle of least privilege must be used.

A. From the Microsoft 365 admin center, start a data migration and click Exchange as the data service.
B. From the Exchange admin center, start a migration and select Cutover migration.
C. From the Exchange admin center, start a migration and select Staged migration.
D. From the Microsoft 365 admin center, start a data migration and click Upload PST as the data service.

Answer: A
Section: Plan Office 365 workloads and applications

Explanation/Reference:

QUESTION 31
You have a Microsoft 365 tenant that contains a Microsoft Power Platform environment.
You need to ensure that only specific users can create new environments.

What should you do in the Power Platform admin center?

A. From Data policies, create a new data policy.
B. From Data integration, create a new connection set.
C. From Power Platform settings, modify the Governance settings for the environment.
D. From Environments, modify the behaviour settings for the default environment.

Answer: C
Section: (none)

Explanation/Reference:

QUESTION 32
DRAG DROP

You have a pilot app named App1 deployed to a Microsoft Power Platform production environment named Prod1.
You need to reset the Prod1 environment in preparation for the production deployment of App1.

Which four actions should you perform in sequence?

To answer, move the appropriate actions from the list of actions to the answer area and arrange them in the correct order.

Select and Place:

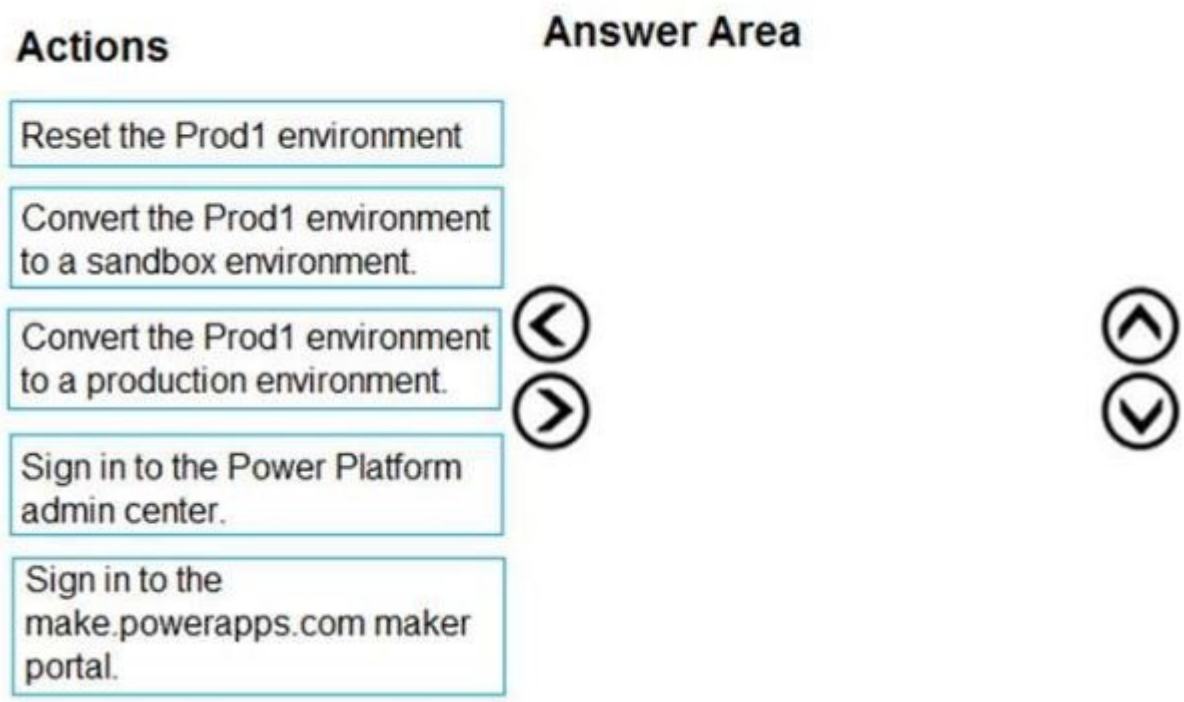

Answer:

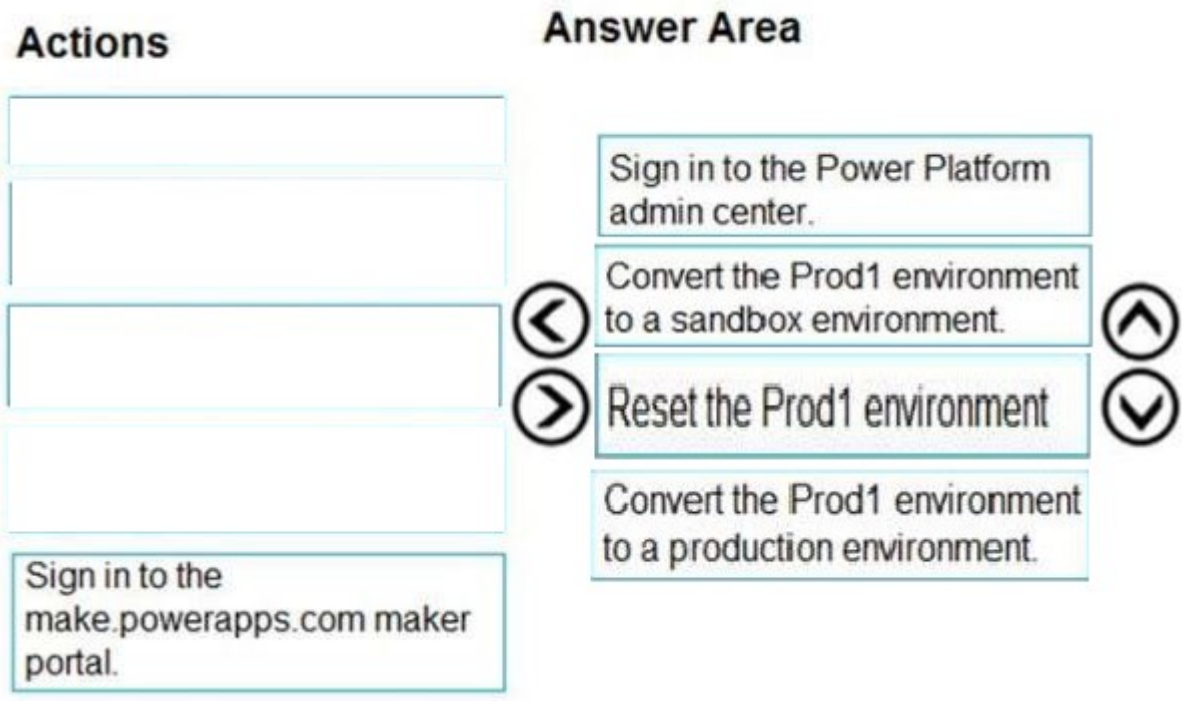

Section: (none)

Explanation/Reference:

QUESTION 33
HOTSPOT

You plan to deploy two Microsoft Power Platform environments as shown in the following table:

Name	Requirement
Environment1	• Supports multiple makers that customize the environment • Supports copying other environments to Environment1 • Minimizes effort to reset the environment
Environment2	• Is a learning environment • Supports the creation of unlimited apps • Does not count against storage allocation for the tenant

Which environment type should you use for each environment?

To answer, select the appropriate options in the answer area.

NOTE: Each correct selection is worth one point.

Answer Area



Answer:

Answer Area



Section: (none)

Explanation/Reference:

QUESTION 34
HOTSPOT

You need to ensure that a user named User1 can create documents by using Office for the web.
Which two Microsoft Office 365 license options should you turn on for User1?

To answer, select the appropriate options in the answer area.

NOTE: Each correct section is worth one point.

Office 365 E3



Answer:



Section: (none)

Explanation/Reference:

QUESTION 35
You have a Microsoft Power Platform production environment that contaiPower Apps app.
How many days will system backups be retained for the environment?

A. 7
B. 14
C. 28
D. 90

Answer: C
Section: (none)

Explanation/Reference:

QUESTION 36
HOTSPOT

Your network contains an Active Directory domain named contoso.com. The domain contains the file servers shown in the following table:

Name	IP address
Server1	192.168.1.10
Server2	192.168.2.10

A file named File1.abc is stored on Server1. A file named File2.abc is stored on Server2. Three apps named App1, App2, and App3 all open files that have the .abc file extension.
You implement Windows Information Protection (WIP) by using the following configurations:

- Exempt apps: App2
- Protected apps: App1
- Windows Information Protection mode: Block
- Network boundary: IPv4 range of 192.168.1.1-192.168.1.255

You need to identify the apps from which you can open File1.abc

For each of the following statements, select Yes if the statement is true. Otherwise, select No.

NOTE: Each correct selection is worth one point.

Hot Area:

Answer Area

Statements	Yes	No
You can open File1.abc in App1.	○	○
You can open File1.abc in App2.	○	○
You can open File1.abc in App3.	○	○

Answer:

Hot Area:

Answer Area

Statements	Yes	No
You can open File1.abc in App1.	○	○
You can open File1.abc in App2.	○	○
You can open File1.abc in App3.	○	○

Section: (none)

Explanation/Reference:

QUESTION 37
HOTSPOT

You have a Microsoft 365 E5 subscription that contains the users shown in the following table:

Name	Member of	Multi-Factor Auth Status
User1	Group1	Disabled
User2	Group1, Group2	Enabled
User3	Group2	Disabled

You configure a multi-factor authentication (MFA) registration policy that has the following settings:

- Assignments:
  - Include: Group1
  - Exclude: Group2
- Access controls: Require Azure MFA registration
- Enforce Policy: On

You create a conditional access policy that has the following settings:

- Name: Policy1
- Assignments:
  - Include: Group2
  - Exclude: Group1
- Access controls:
  - Grant, Require multi-factor authentication
- Enable policy: On

For each of the following statements, select Yes if the statement is true. Otherwise, select No.

NOTE: Each correct selection is worth one point.

Hot Area:



Answer:

Answer Area

Statements	Yes	No
User1 will be required to use MFA on the next sign-in.	○	○
User2 will be required to use MFA on the next sign-in.	○	○
User3 will be required to use MFA on the next sign-in.	○	○

Section: (none)

Explanation/Reference:

QUESTION 38
HOTSPOT

Your company has a Microsoft 365 tenant named litwareinc.com.

The Guest access settings in Microsoft Teams are configured as shown in the following exhibit:

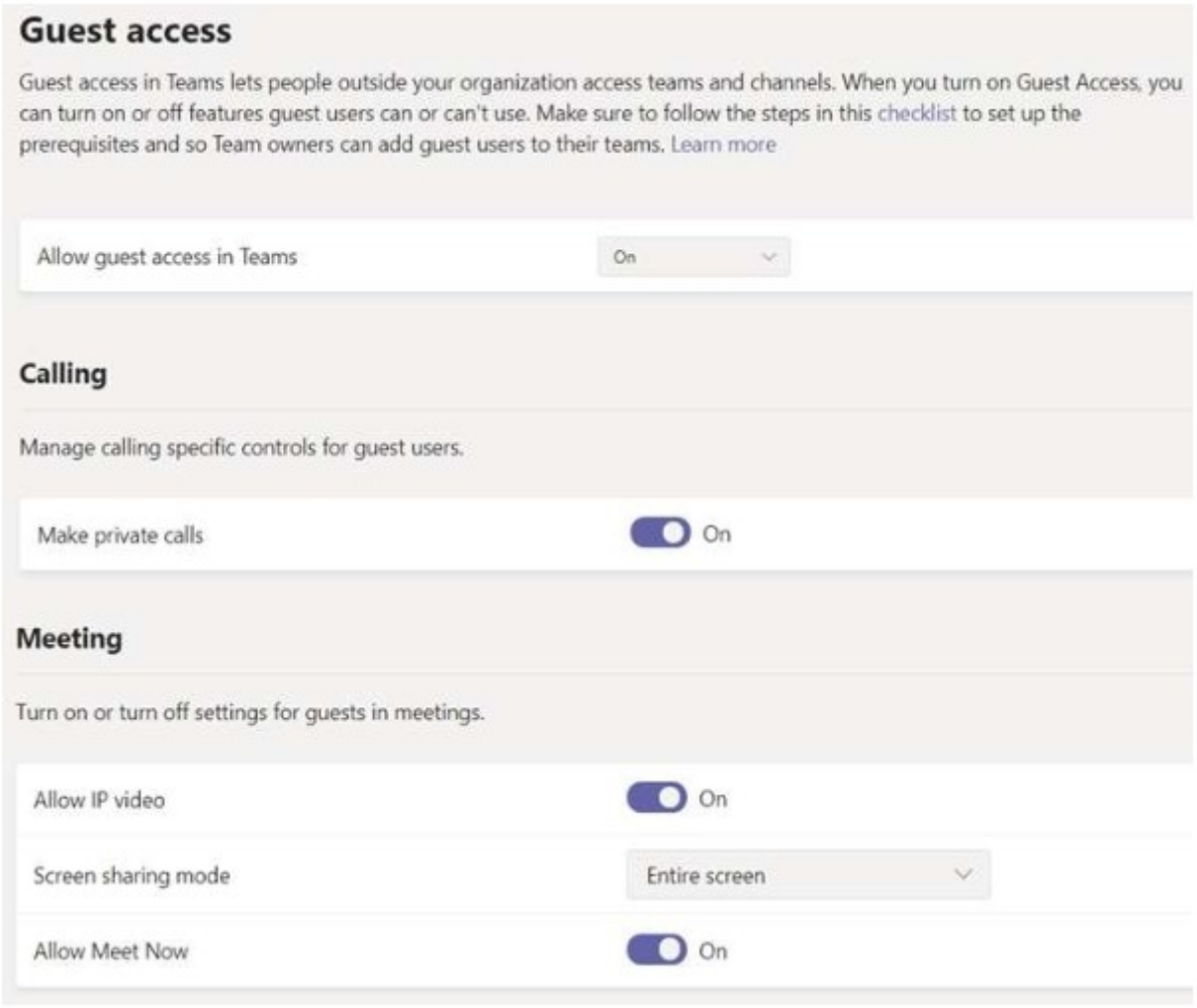

The External access settings in Microsoft Teams are configured as shown in the following exhibit:

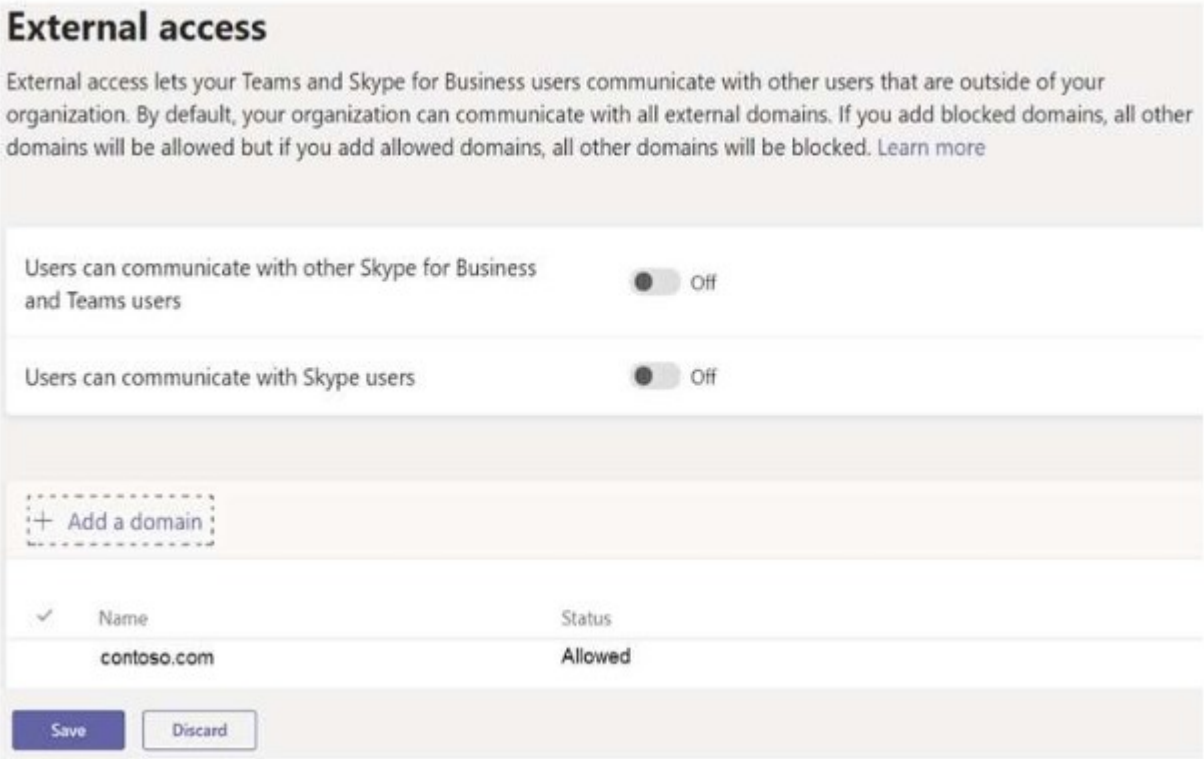

The company has a third-party supplier named adventureworks.com. Users in litwareinc.com collaborate with the following users by using Microsoft Teams:

- User1@contoso.com
- User2@adventureworks.com
-

For each of the following statements, select Yes if the statement is true. Otherwise, select No.

NOTE: Each correct selection is worth one point.

Hot Area:

Answer Area

Statements	Yes	No
User2@adventureworks.com can share files by using a Microsoft Teams channel of litwareinc.com.	○	○
User1@contoso.com can use Meet now in Microsoft Teams.	○	○
Litwareinc.com users can block user1@contoso.com in Microsoft Teams.	○	○

Answer:

Answer Area

Statements	Yes	No
User2@adventureworks.com can share files by using a Microsoft Teams channel of litwareinc.com.	○	○
User1@contoso.com can use Meet now in Microsoft Teams.	○	○
Litwareinc.com users can block user1@contoso.com in Microsoft Teams.	○	○

Section: (none)

Explanation/Reference:

QUESTION 39
You are evaluating the required processes for Project1.
You need to recommend which DNS record must be created before adding a domain name for the project.

Which DNS record should you recommend?

Case Study Title (Case Study):
Introductory Info
Case study -
This is a case study. Case studies are not timed separately. You can use as much exam time as you would like to complete each case. However, there may be additional case studies and sections on this exam. You must manage your time to ensure that you are able to complete all questions included on this exam in the time provided.
To answer the questions included in a case study, you will need to reference information that is provided in the case study. Case studies might contain exhibits and other resources that provide more information about the scenario that is described in the case study. Each question is independent of the other questions in this case study.
At the end of this case study, a review screen will appear. This screen allows you to review your answers and to make changes before you move to the next section of the exam. After you begin a new section, you cannot return to this section.

To start the case study -
To display the first question in this case study, click the Next button. Use the buttons in the left pane to explore the content of the case study before you answer the questions. Clicking these buttons displays information such as business requirements, existing environment, and problem statements. When you are ready to answer a question, click the Question button to return to the question.

Overview -
Fabrikam, Inc. is an electronics company that produces consumer products. Fabrikam has 10,000 employees worldwide.
Fabrikam has a main office in London and branch offices in major cities in Europe, Asia, and the United States.

Existing Environment -

Active Directory Environment -
The network contains an Active Directory forest named fabrikam.com. The forest contains all the identities used for user and computer authentication.
Each department is represented by a top-level organizational unit (OU) that contains several child OUs for user accounts and computer accounts.
All users authenticate to on-premises applications by signing in to their device by using a UPN format of username@fabrikam.com.
Fabrikam does NOT plan to implement identity federation.

Network Infrastructure -
Each office has a high-speed connection to the Internet.
Each office contains two domain controllers. All domain controllers are configured as a DNS server.
The public zone for fabrikam.com is managed by an external DNS server.
All users connect to an on-premises Microsoft Exchange Server 2016 organization. The users access their email by using Outlook Anywhere, Outlook on the web, or the Microsoft Outlook app for iOS. All the Exchange servers have the latest cumulative updates installed.
All shared company documents are stored on a Microsoft SharePoint Server farm.

Requirements -

Planned Changes -
Fabrikam plans to implement a Microsoft 365 Enterprise subscription and move all email and shared documents to the subscription.
Fabrikam plans to implement two pilot projects:
Project1: During Project1, the mailboxes of 100 users in the sales department will be moved to Microsoft 365.
Project2: After the successful completion of Project1, Microsoft Teams & Skype for Business will be enabled in Microsoft 365 for the sales department users.
Fabrikam plans to create a group named UserLicenses that will manage the allocation of all Microsoft 365 bulk licenses.

Technical Requirements -
Fabrikam identifies the following technical requirements:
All users must be able to exchange email messages successfully during Project1 by using their current email address.
Users must be able to authenticate to cloud services if Active Directory becomes unavailable.
A user named User1 must be able to view all DLP reports from the Microsoft 365 admin center.
Microsoft 365 Apps for enterprise applications must be installed from a network share only.
Disruptions to email access must be minimized.

Application Requirements -
Fabrikam identifies the following application requirements:
An on-premises web application named App1 must allow users to complete their expense reports online. App1 must be available to users from the My Apps portal.
The installation of feature updates for Microsoft 365 Apps for enterprise must be minimized.

Security Requirements -
Fabrikam identifies the following security requirements:
After the planned migration to Microsoft 365, all users must continue to authenticate to their mailbox and to SharePoint sites by using their UPN.
The memberships of UserLicenses must be validated monthly. Unused user accounts must be removed from the group automatically.
After the planned migration to Microsoft 365, all users must be signed in to on-premises and cloud-based applications automatically.
The principle of least privilege must be used.

A. alias (CNAME)
B. host information (HINFO)

C. host (A)
D. mail exchanger (MX)

Answer: D
Section: (none)

Explanation/Reference:

QUESTION 40
You are evaluating the required processes for Project1.
You need to recommend which DNS record must be created before adding a domain name for the project.

Which DNS record should you recommend?

Case Study Title (Case Study):
Introductory Info
Case study -
This is a case study. Case studies are not timed separately. You can use as much exam time as you would like to complete each case. However, there may be additional case studies and sections on this exam. You must manage your time to ensure that you are able to complete all questions included on this exam in the time provided.
To answer the questions included in a case study, you will need to reference information that is provided in the case study. Case studies might contain exhibits and other resources that provide more information about the scenario that is described in the case study. Each question is independent of the other questions in this case study.
At the end of this case study, a review screen will appear. This screen allows you to review your answers and to make changes before you move to the next section of the exam. After you begin a new section, you cannot return to this section.

To start the case study -
To display the first question in this case study, click the Next button. Use the buttons in the left pane to explore the content of the case study before you answer the questions. Clicking these buttons displays information such as business requirements, existing environment, and problem statements. When you are ready to answer a question, click the Question button to return to the question.

Overview -
Fabrikam, Inc. is an electronics company that produces consumer products. Fabrikam has 10,000 employees worldwide.
Fabrikam has a main office in London and branch offices in major cities in Europe, Asia, and the United States.

Existing Environment -

Active Directory Environment -
The network contains an Active Directory forest named fabrikam.com. The forest contains all the identities used for user and computer authentication.
Each department is represented by a top-level organizational unit (OU) that contains several child OUs for user accounts and computer accounts.
All users authenticate to on-premises applications by signing in to their device by using a UPN format of username@fabrikam.com.
Fabrikam does NOT plan to implement identity federation.

Network Infrastructure -
Each office has a high-speed connection to the Internet.
Each office contains two domain controllers. All domain controllers are configured as a DNS server.
The public zone for fabrikam.com is managed by an external DNS server.

All users connect to an on-premises Microsoft Exchange Server 2016 organization. The users access their email by using Outlook Anywhere, Outlook on the web, or the Microsoft Outlook app for iOS. All the Exchange servers have the latest cumulative updates installed.
All shared company documents are stored on a Microsoft SharePoint Server farm.

Requirements -

Planned Changes -
Fabrikam plans to implement a Microsoft 365 Enterprise subscription and move all email and shared documents to the subscription.
Fabrikam plans to implement two pilot projects:
Project1: During Project1, the mailboxes of 100 users in the sales department will be moved to Microsoft 365.
Project2: After the successful completion of Project1, Microsoft Teams & Skype for Business will be enabled in Microsoft 365 for the sales department users.
Fabrikam plans to create a group named UserLicenses that will manage the allocation of all Microsoft 365 bulk licenses.

Technical Requirements -
Fabrikam identifies the following technical requirements:
All users must be able to exchange email messages successfully during Project1 by using their current email address.
Users must be able to authenticate to cloud services if Active Directory becomes unavailable.
A user named User1 must be able to view all DLP reports from the Microsoft 365 admin center.
Microsoft 365 Apps for enterprise applications must be installed from a network share only.
Disruptions to email access must be minimized.

Application Requirements -
Fabrikam identifies the following application requirements:
An on-premises web application named App1 must allow users to complete their expense reports online. App1 must be available to users from the My Apps portal.
The installation of feature updates for Microsoft 365 Apps for enterprise must be minimized.

Security Requirements -
Fabrikam identifies the following security requirements:
After the planned migration to Microsoft 365, all users must continue to authenticate to their mailbox and to SharePoint sites by using their UPN.
The memberships of UserLicenses must be validated monthly. Unused user accounts must be removed from the group automatically.
After the planned migration to Microsoft 365, all users must be signed in to on-premises and cloud-based applications automatically.
The principle of least privilege must be used.

A. alias (CNAME)
B. text (TXT)
C. host (AAAA)
D. pointer (PTR)

Answer: B
Section: (none)

Explanation/Reference:

QUESTION 41
You have an on-premises Microsoft Exchange Server organization that contains 500 mailboxes and a thirdparty email archive solution.

You have a Microsoft 365 tenant that contains a user named User1.

You plan to use the User1 account to perform a PST import of the archive mailboxes to the tenant.

Which two roles does User1 require to perform the import?

The solution must use the principle of least privilege.

Each correct answer presents part of the solution.

NOTE: Each correct selection is worth one point.

A. Mail Recipients
B. Exchange admin
C. Records Management
D. Mailbox Import Export
E. eDiscovery Manager

Answer: AD
Section: (none)

Explanation/Reference: