

Adriana Verissimo Duncan
Terapeuta Ocupacional
Crefito 05/6098

Aline Rodrigues da Silva
Terapeuta Ocupacional
CREFITO 5 - 5857

NOME: _____

DATA: _____

ENCONTRAR NA SEGUNDA COLUNA A FIGURA CORRESPONDENTE AOS QUADRINHOS PINTADOS DE PRETO NA .PRIMEIRA COLUNA.





NOME: _____

DATA: _____

ENCONTRAR A FIGURA QUE PREENCHE CORRETAMENTE O DESENHO COMO NO EXEMPLO ABAIXO..



NOME: _____

DATA: _____

ENCONTRAR AS FIGURAS IGUAIS A PRIMEIRA, NOS DESENHOS AO LADO.



NOME: _____

DATA: _____

MARCAR NO QUADRO ABAIXO OS SÍMBOLOS CORRESPONDENTES, CONFORME A LEGENDA.

LEGENDA:

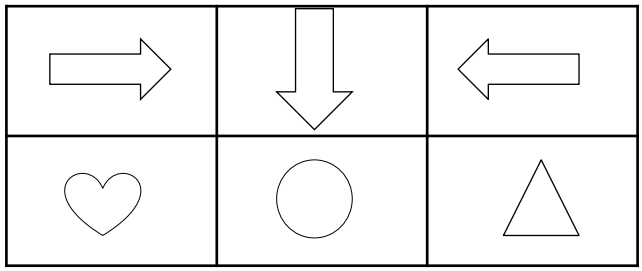

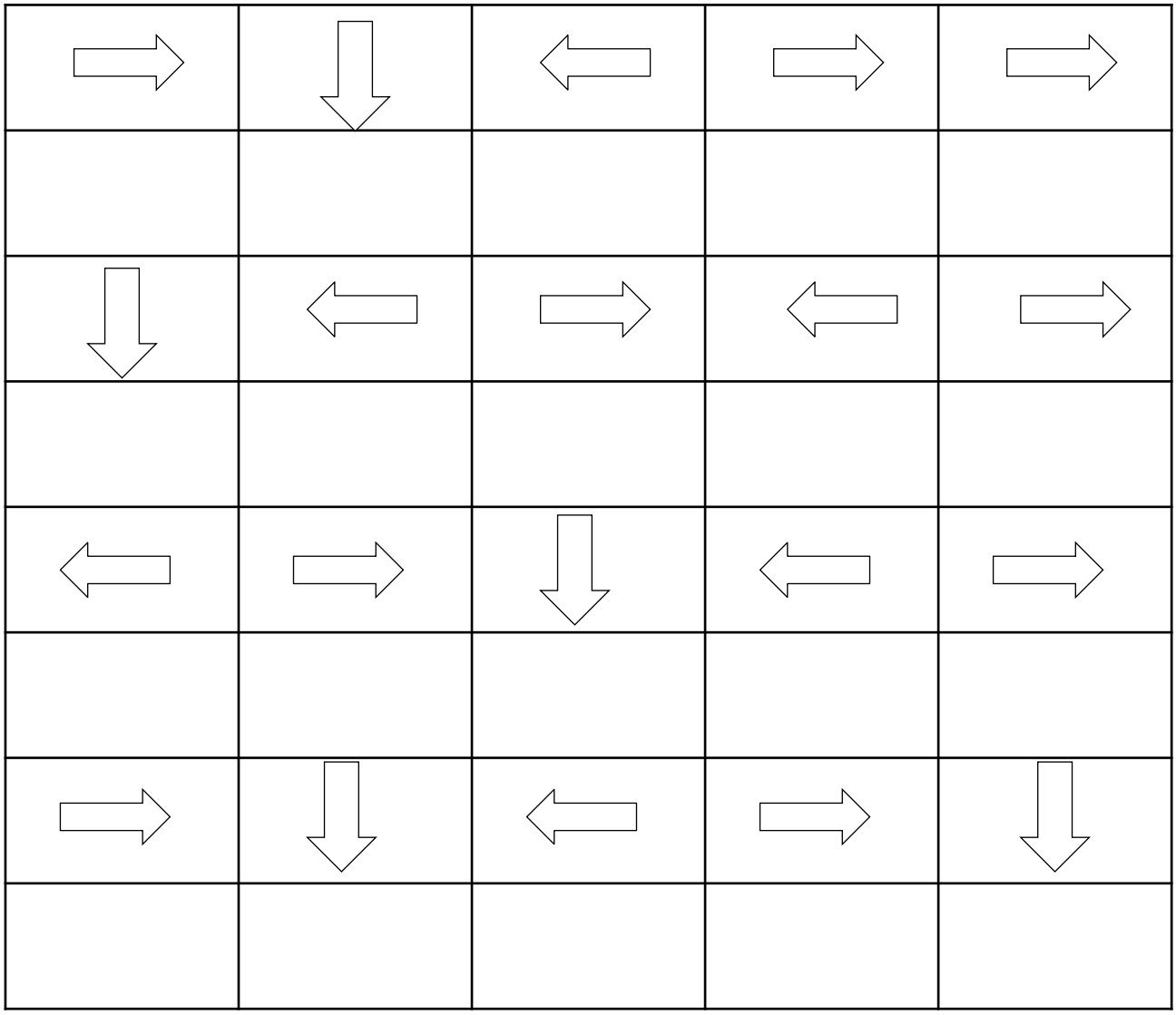

NOME: _____

DATA: _____

PINTAR OS QUADRADOS NO QUADRO ABAIXO CONFORME A LEGENDA.

LEGENDA:

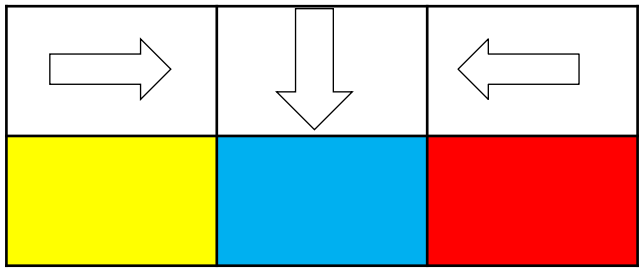

→	↓	←	→	→
↓	←	→	←	→
←	→	↓	←	→
→	↓	←	→	↓

NOME: _____

DATA: _____

PINTAR OS QUADRADOS NO QUADRO ABAIXO CONFORME A LEGENDA.

LEGENDA:

→	↓	←
AMARELO	AZUL	VERMELHO

→	↓	←	→	→
↓	←	→	←	→
←	→	↓	←	→
→	↓	←	→	↓

NOME: _____

DATA: _____

ENCONTRAR E PINTAR OS QUADROS QUE POSSUEM A MESMA FIGURA DO MODELO.

MODELO



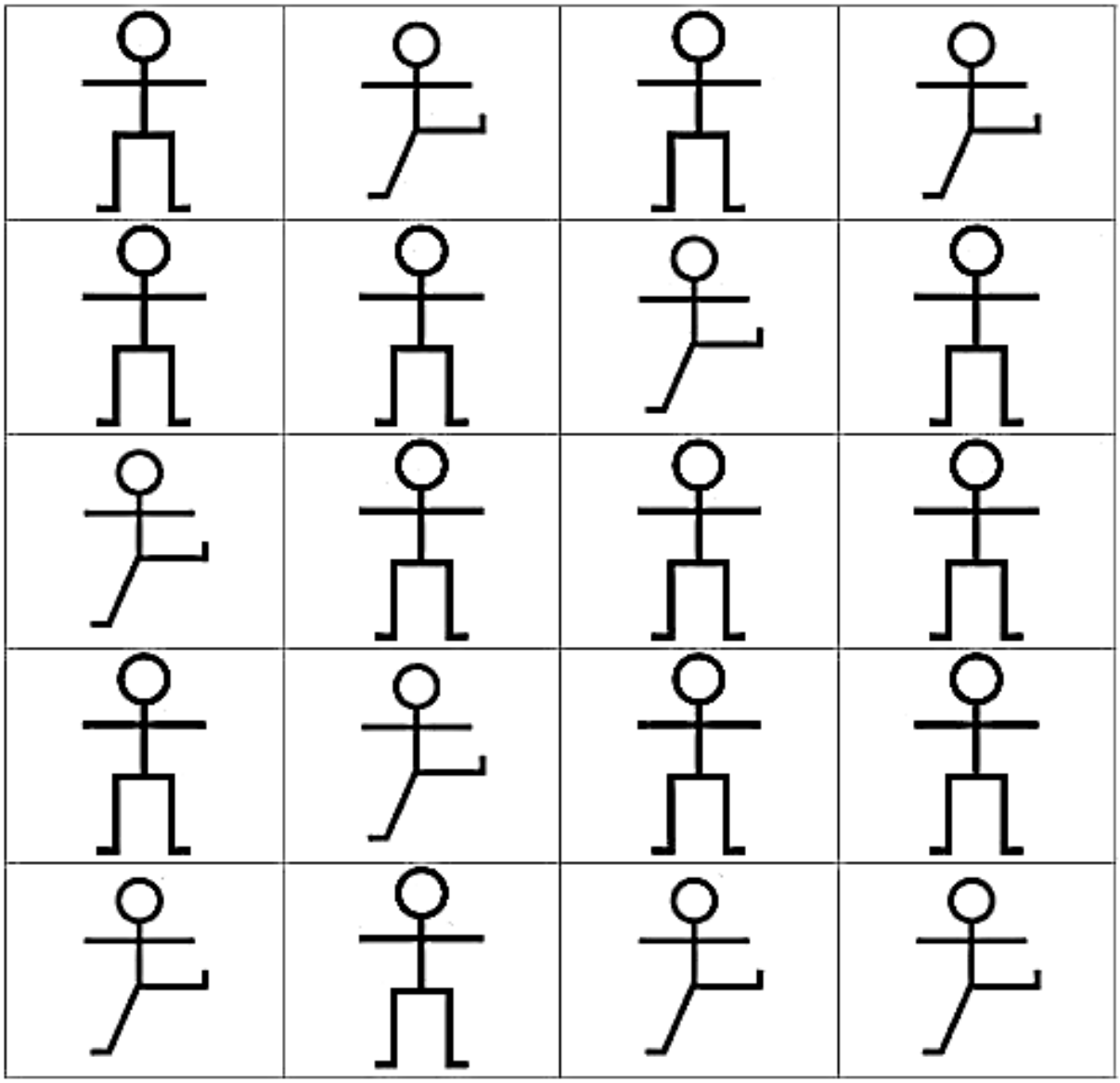

NOME: _____

DATA: _____

AJUDAR AS CRIANÇAS A CHEGAREM AOS SEUS PRESENTES.
FAÇA CADA CAMINHO COM UMA COR DIFERENTE.



NOME: _____

DATA: _____

ENCONTRAR NA SEGUNDA COLUNA OS DESENHOS IGUAIS AO DA PRIMEIRA COLUNA.



NOME: _____

DATA: _____

CONTAR QUANTOS ANIMAIS DE CADA EXISTEM NO QUADRO ABAIXO..



				

NOME: _____

DATA: _____

CONTAR QUANTOS DESENHOS EXISTEM DE CADA MOVIMENTO DO PAPAI NOEL E ANOTAR NA COLUNA DA DIREITA.



NOME: _____

DATA: _____

COLORIR OS DESENHOS.

CONTINUAR O DESENHO NO CACHECOL DOS BONECOS DE NEVE.



NOME: _____

DATA: _____

COLORIR OS DESENHOS.

CONTINUAR OS DESENHOS DOS CACHECÓIS DAS CRIANÇAS.



NOME: _____

DATA: _____

ANOTAR QUANTOS MENINOS DE CADA HÁ NO QUADRO ABAIXO.

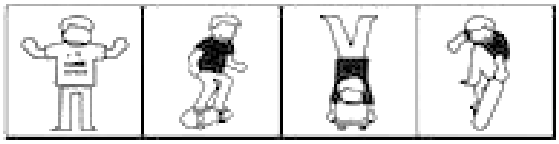



NOME: _____

DATA: _____

COLORIR O DESENHO CONFORME A LEGENDA.



NOME: _____

DATA: _____

COLORIR O DESENHO CONFORME A LEGENDA.



NOME: _____

DATA: _____

FAZER AS CONTAS E COLORIR A IMAGEM CONFORME A LEGENDA.



5 - VERDE 10 – AMARELO 16 – ROXO 14 – AZUL

8 – ROSA 13 – LARANJA 9 - VERMELHO

NOME: _____

DATA: _____

COLORIR CONFORME A LEGENDA

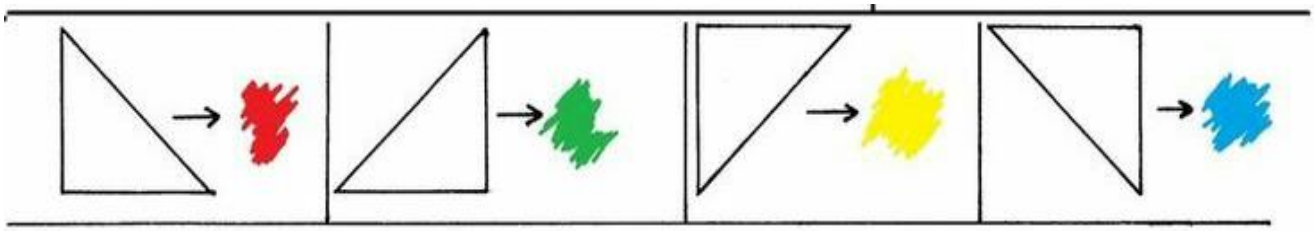

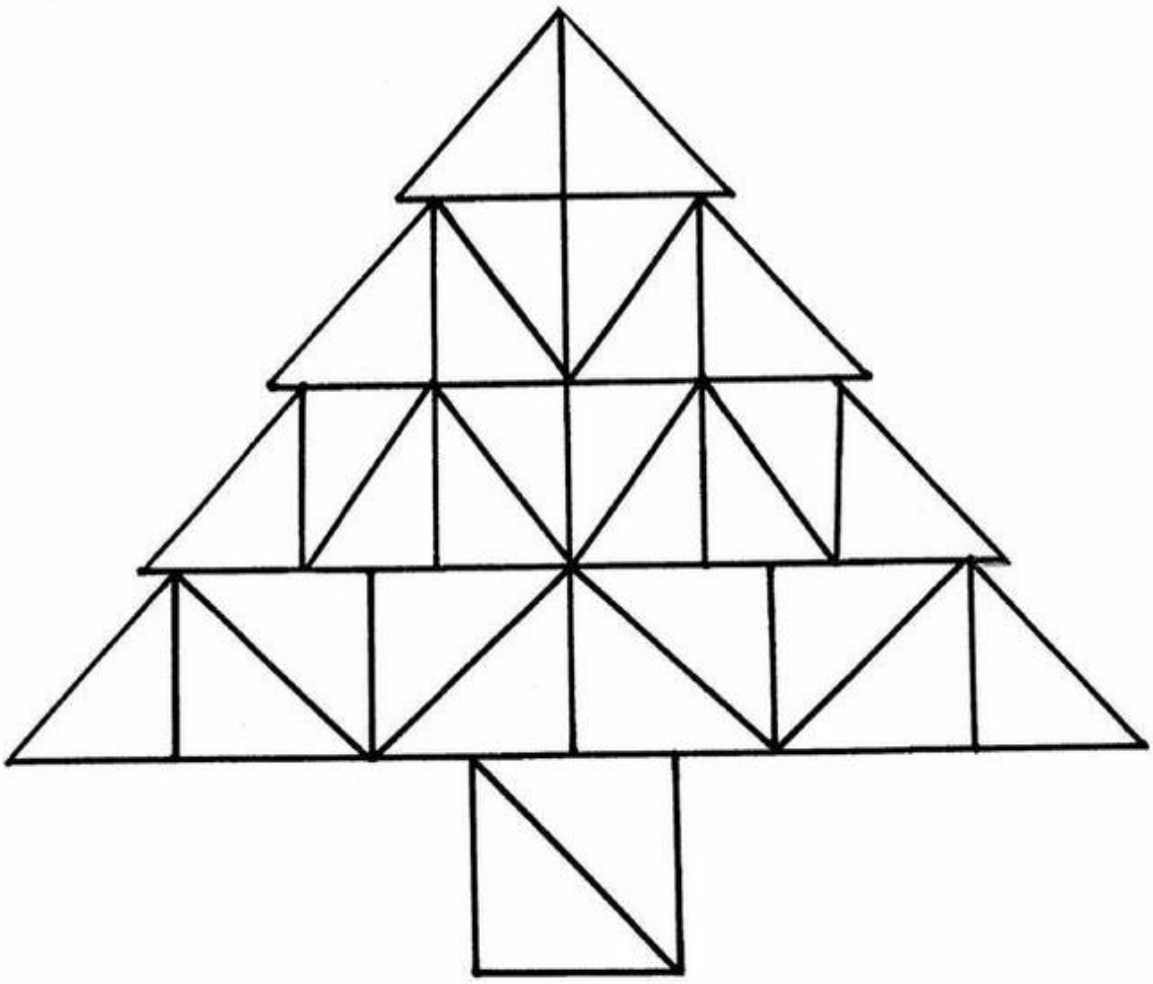

NOME: _____

DATA: _____

ENCONTRAR NA SEGUNDA COLUNA OS DESENHOS IGUAIS AO DA PRIMEIRA COLUNA.

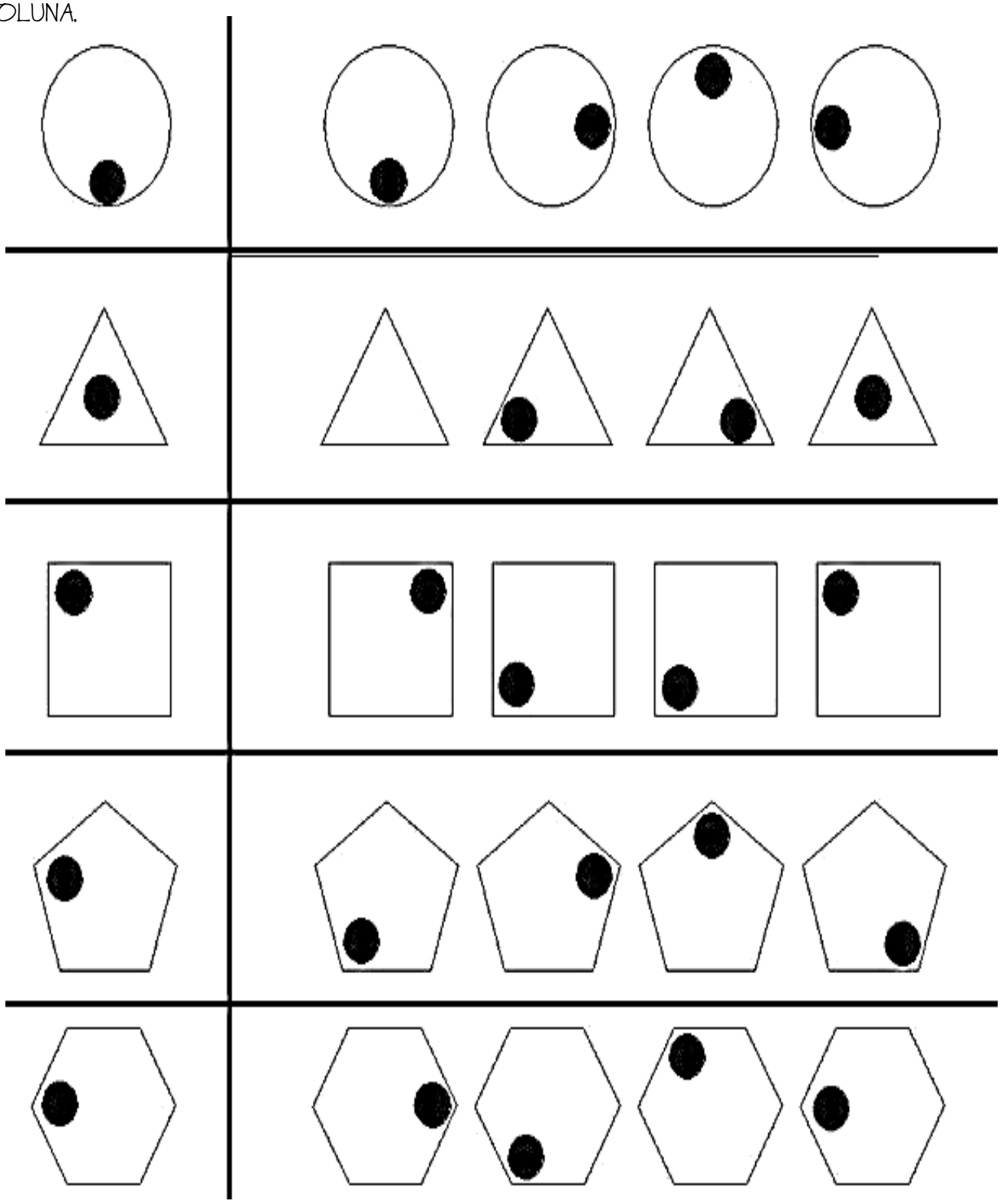

NOME: _____

DATA: _____

PINTAR DE AZUL OS NÚMEROS PARES E DE VERMELHO OS NÚMEROS ÍMPARES. PINTAR DE VERDE E DE AMARELO OS SINAIS OU DESENHOS QUE RESTAREM NA IMAGEM.



NOME: _____

DATA: _____

PINTAR DE AZUL AS FLECHAS QUE APONTAM PARA CIMA E DE VERMELHO AS FLECHAS QUE APONTAM PARA BAIXO.



NOME: _____

DATA: _____

PINTAR DE AMARELO AS FLECHAS QUE APONTAM PARA DIREITA E DE VERDE AS FLECHAS QUE APONTAM PARA O LADO ESQUERDO.



NOME: _____

DATA: _____

PINTAR DE AMARELO AS FLECHAS QUE APONTAM PARA DIREITA, DE VERDE AS FLECHAS QUE APONTAM PARA O LADO ESQUERDO, DE AZUL AS QUE APONTAM PARA CIMA E DE VERMELHO AS QUE APONTAM PARA BAIXO.

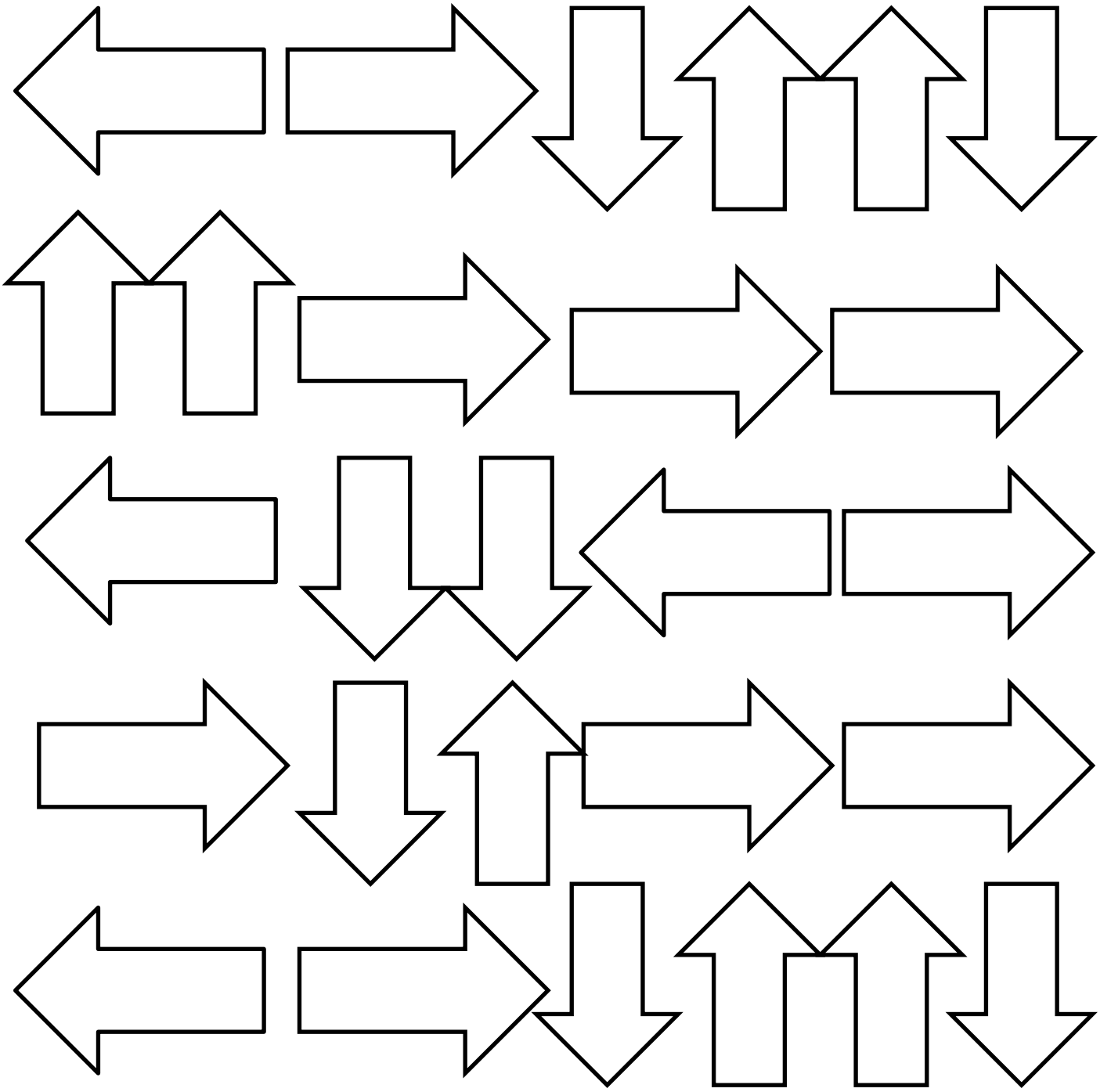

NOME: _____

DATA: _____

LIGAR OS DESENHOS DA PRIMEIRA COLUNA COM SEU ENCAIXE CORRETO..





















PREENCHER A PINTURA DOS DESENHOS.



NOME: _____

DATA: _____

COLAR ADESIVOS NO CONTORNO DA FIGURA.



NOME: _____

DATA: _____

COLAR ADESIVOS NO CONTORNO DA FIGURA.



NOME: _____

DATA: _____

NUMERAR OS PEIXES DO QUADRO ABAIXO CONFORME OS MODELOS.



NOME: _____

DATA: _____

PINTAR O LADO DIREITO DA BORBOLETA IGUAL AO LADO ESQUERDO..



NOME: _____

DATA: _____

NAS PÁGINAS SEGUINTES, IMPRIMIR DUAS DE CADA EM FOLHA MAIS GROSSA, PLASTIFICAR, RECORTAR OS QUADRADOS, ESPALHAR UM DE CADA NA MESA E PEDIR QUE O CLIENTE UNA AS DUPLAS.

PODE SER JOGADO COMO MEMÓRIA.







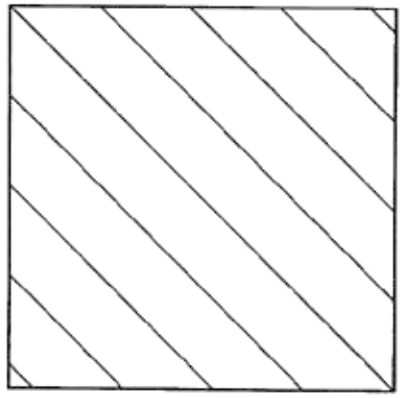
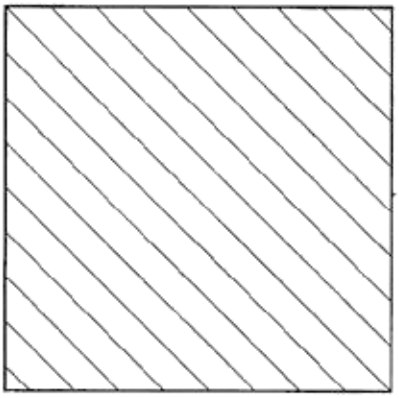











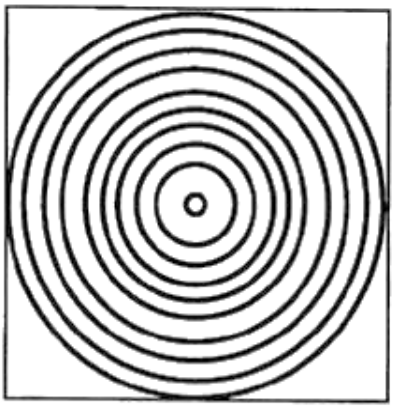



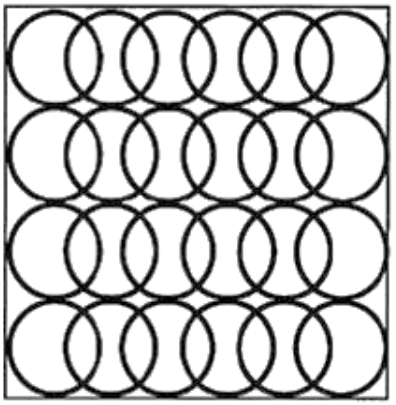
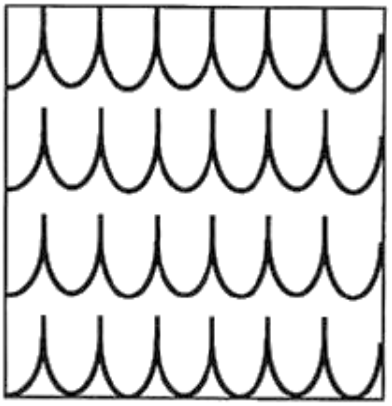
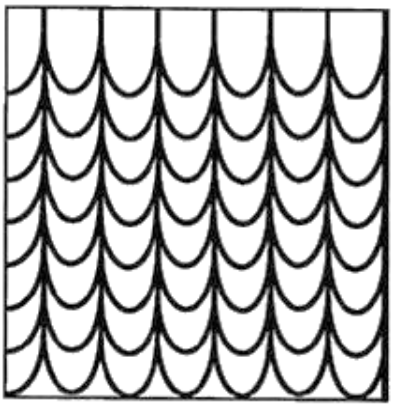
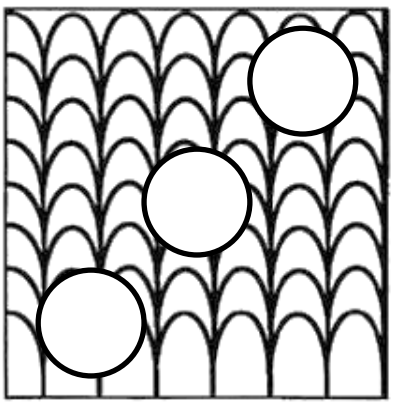
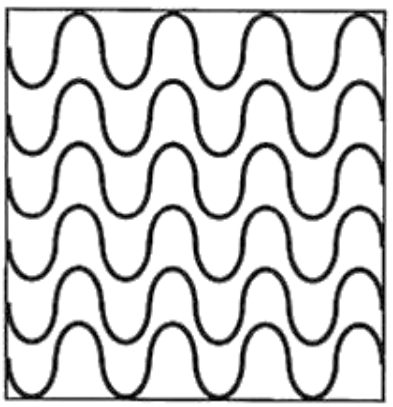


NOME: _____

DATA: _____

SUBSTITUIR A LEGENDA PELAS PALAVRAS CORRESPONDENTES E ESCREVER A HISTÓRIA.

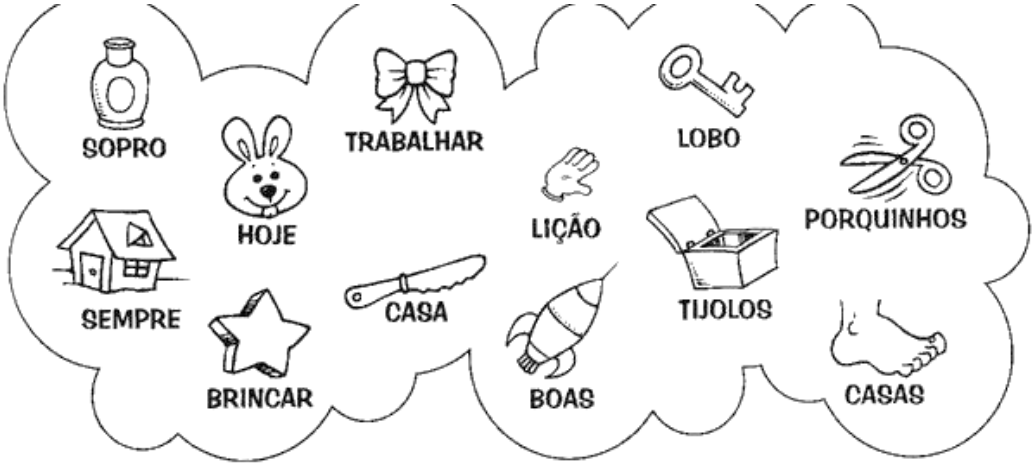

DESDE O DIA EM QUE OS TRÊS _____ QUASE FORAM DEVORADOS PELO _____ MAU, ELES PASSARAM A SE PREOCUPAR COM A SEGURANÇA DA _____ DELES. POR ISSO, _____ MORAM EM _____ FEITAS COM _____, FIRMES E RESISTENTES AO POTENTE _____ DO ESPERTO _____.

OS _____ APRENDERAM UMA IMPORTANTE _____:

_____ E _____ SÃO COISAS MUITO _____, MAS OS DEVERES VÊM _____ EM PRIMEIRO LUGAR.

NOME: _____



DATA: _____

REESCREVER A HISTÓRIA DA ATIVIDADE ANTERIOR.

NOME: _____

DATA: _____

PINTAR A IMAGEM. SEGUIR A SEQUÊNCIA DE FIGURAS EM CADA CACHECOL.



NOME: _____

DATA: _____

PINTAR DE ACORDO COM A LEGENDA.

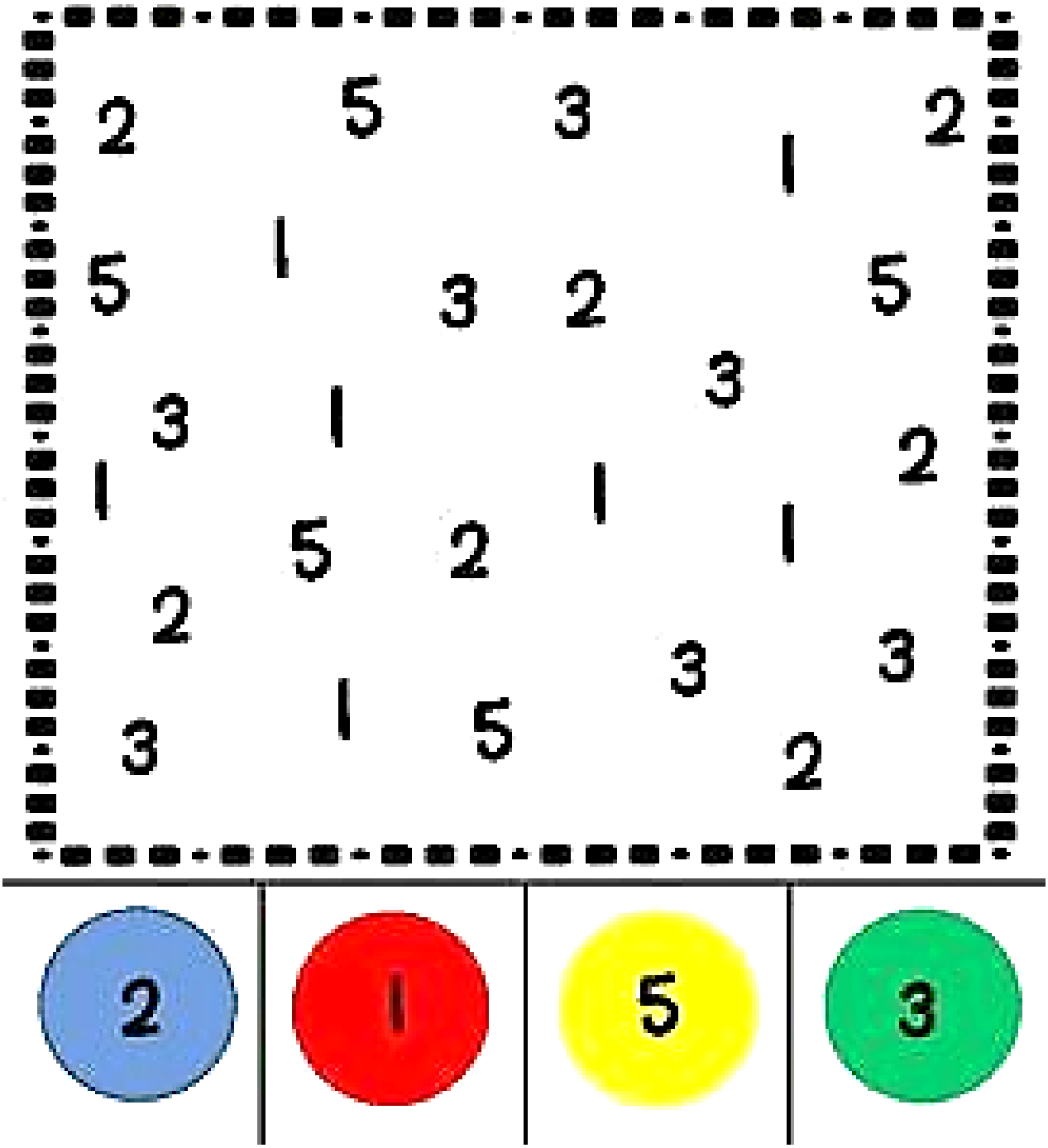

NOME: _____

DATA: _____

PINTAR DE ACORDO COM A LEGENDA.



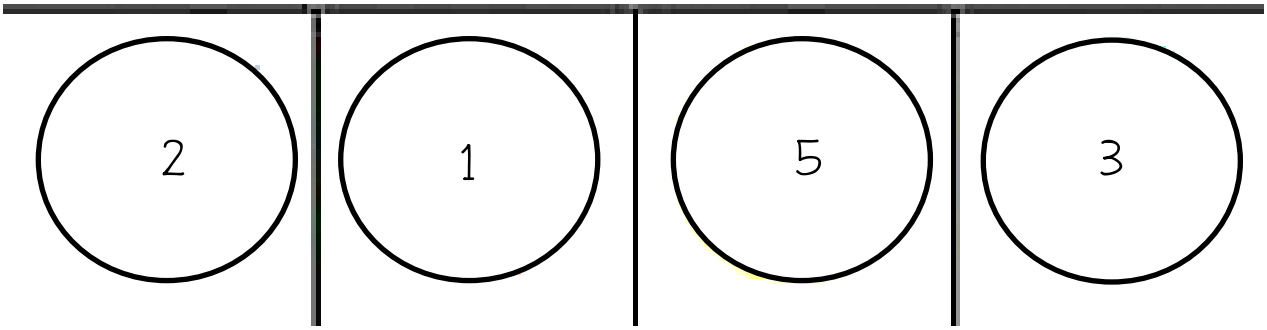

NOME: _____

DATA: _____

PINTAR O DESENHO.

SEGUIR OS CONTORNOS E CONTINUAR OS DESENHOS EM CADA PEÇA DE TECIDO..



NOME: _____

DATA: _____

COLORIR AS FOLHAS COM CORES DO OUTONO.



NOME: _____

DATA: _____

PREENCHER A SEGUNDA TABELA DE ACORDO COM A PRIMEIRA..

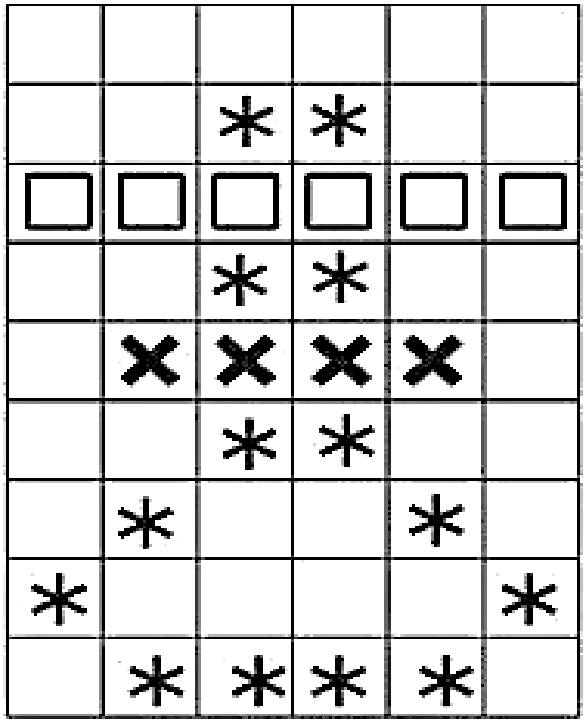

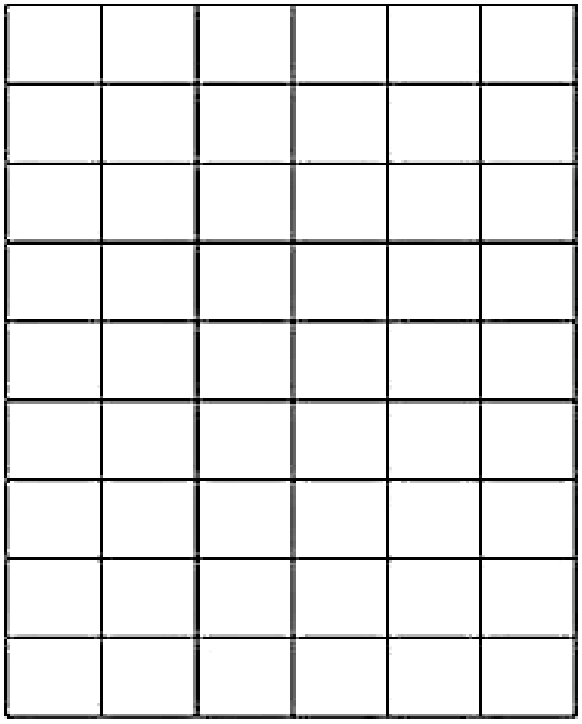

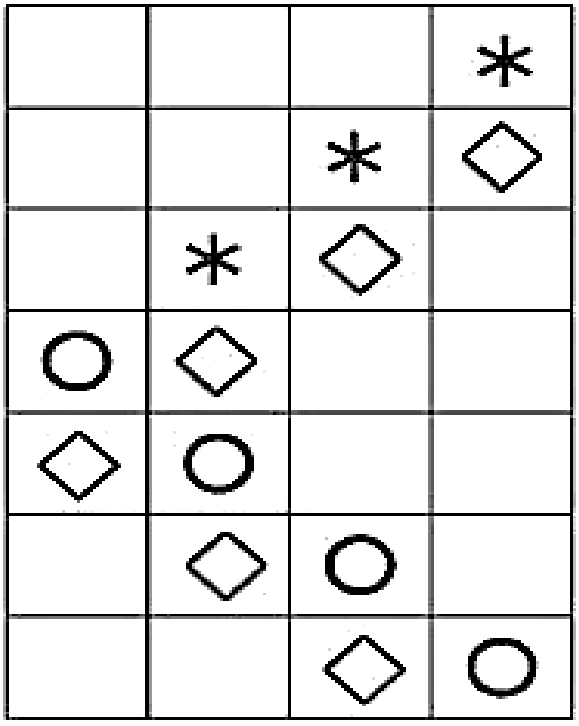

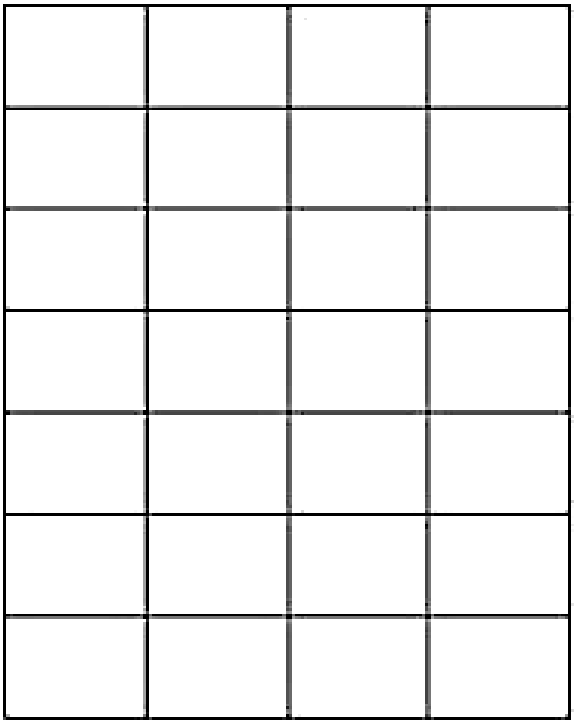

NOME: _____

DATA: _____

COLORIR DE ACORDO COM A LEGENDA.





NOME: _____

DATA: _____

COLORIR DE ACORDO COM A LEGENDA.



1	2	3	4	5
6	7	8	9	10

NOME: _____

DATA: _____

COLORIR A ROUPA XADREZ DOS PALHAÇOS CONFORME A LEGENDA

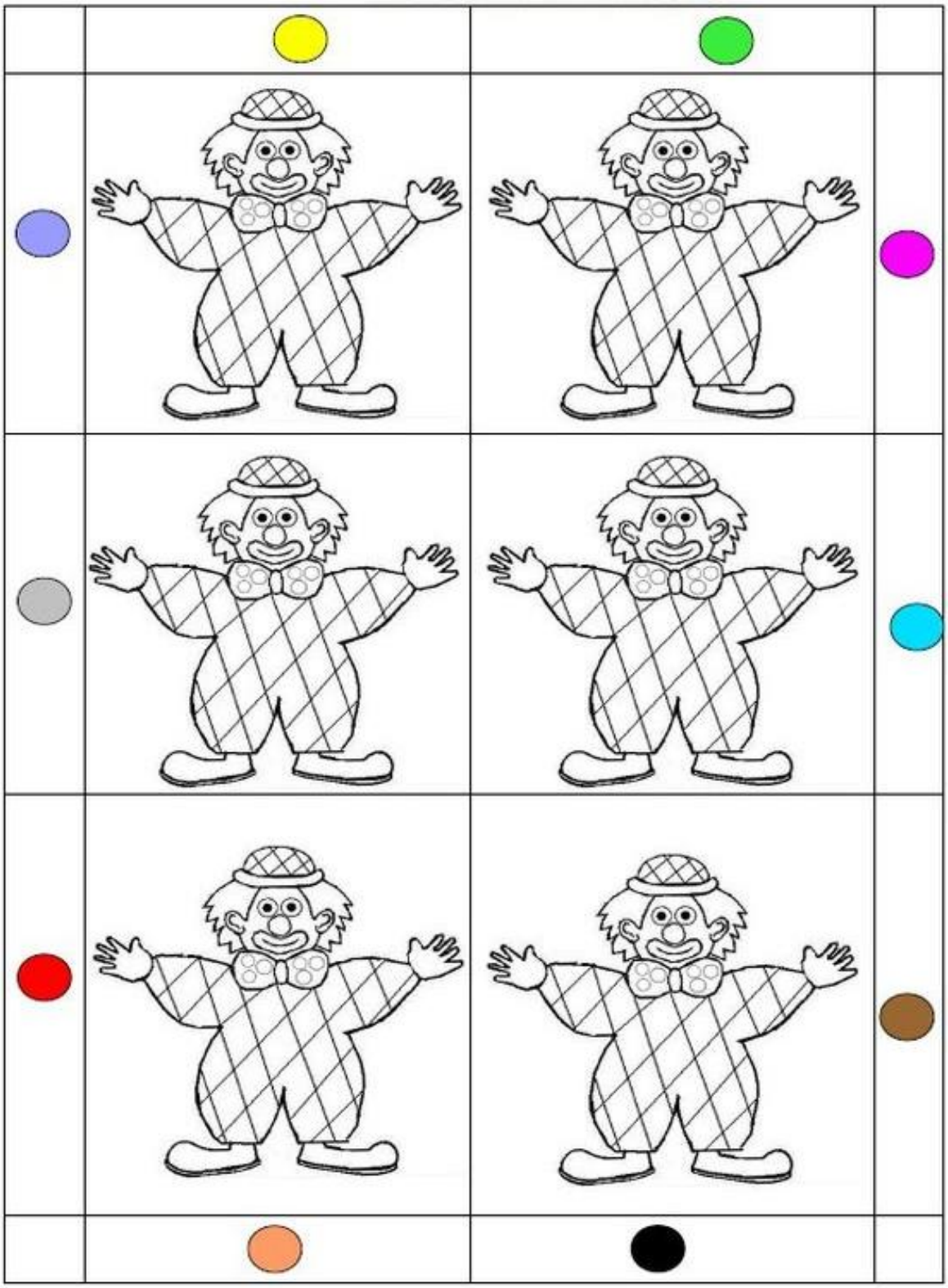

NOME: _____

DATA: _____

COLORIR A ROUPA XADREZ DOS PALHAÇOS CONFORME A LEGENDA



NOME: _____

DATA: _____

PARA COLORIR OS DESENHOS A SEGUIR PODE SER APRESENTADO AO PACIENTE UM HISTÓRICO DE CADA LOCAL, FOTOS E CURIOSIDADES.

CONVERSAR EM GRUPO E VER SE ALGUÉM VIAJOU PARA O LOCAL EM QUESTÃO, QUAIS OS COSTUMES, COMIDAS TÍPICAS, CELEBRIDADES, MÚSICAS, LINGUA FALADA...







NOME: _____

DATA: _____



NOME: _____

DATA: _____



NOME: _____

DATA: _____



NOME: _____

DATA: _____


GRΣCΣ
TΣTRΛDRΛCHMΣ
ΛMPHΘRΣ
ΛMVLΣTTΣ
ΘΣΦL
CHΛRΦTΣΛV
DΣ
CΘLΘΠΠΣ

NOME: _____

DATA: _____

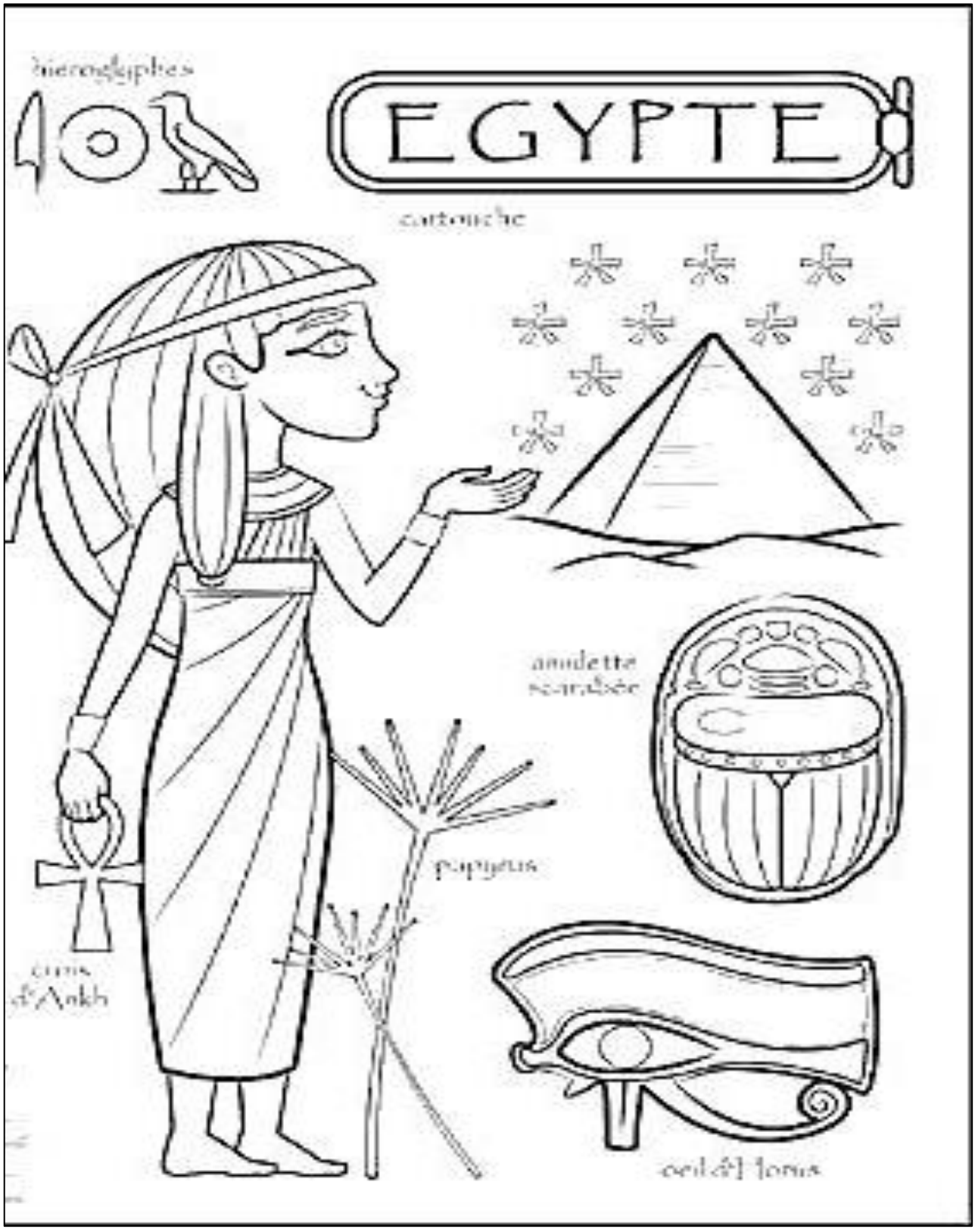
hiéroglyphes
EGYPTE
cartouche
amulette scarabée
papyrus
croix d'Ankh
œil d'Horus

NOME: _____

DATA: _____


U.S.A.
CINÉMA
HOLLYWOOD
CHAPEAU DE "PILGRIM FATHER" DU MAYFLOWER 1620
JAZZ NOUVELLE ORLÉANS
BANJO
AMULETTE OMBILICALE AMÉRINDIENNE

NOME: _____

DATA: _____


ITALIE
Arlequino
comedia dell'arte
glace
italienne
amaretti
cappuccino
Léonard de Vinci
carnaval
de
Venise

NOME: _____

DATA: _____



NOME: _____

DATA: _____


LE COQ
FRANCE
MARIANNE
MÉDAILLE MIRACULEUSE
NÉNETTE, RINTINTIN ET RADADOU
FORCE ET VERTU
LA FRANCE
DÉCLARATION DES DROITS DE L'HOMME ET DU CITOYEN
DÉCLARATION DES DROITS DE L'HOMME ET DU CITOYEN
L'ARBRE D'OR BROCÉLIANDE
GROTTES DE LASCAUX

NOME: _____

DATA: _____



NOME: _____

DATA: _____

VOCÊ PREFERE VERÃO OU INVERNO?
RESPONDA COLORINDO A FIGURA CORRESPONDENTE.





NOME: _____

DATA: _____

PINTAR DE AMARELO AS GALINHAS QUE VÃO PARA DIREITA E DE MARROM AS QUE VÃO PARA ESQUERDA.



NOME: _____

DATA: _____

JUNTAR AS SÍLABAS E FORMAR PALAVRAS.

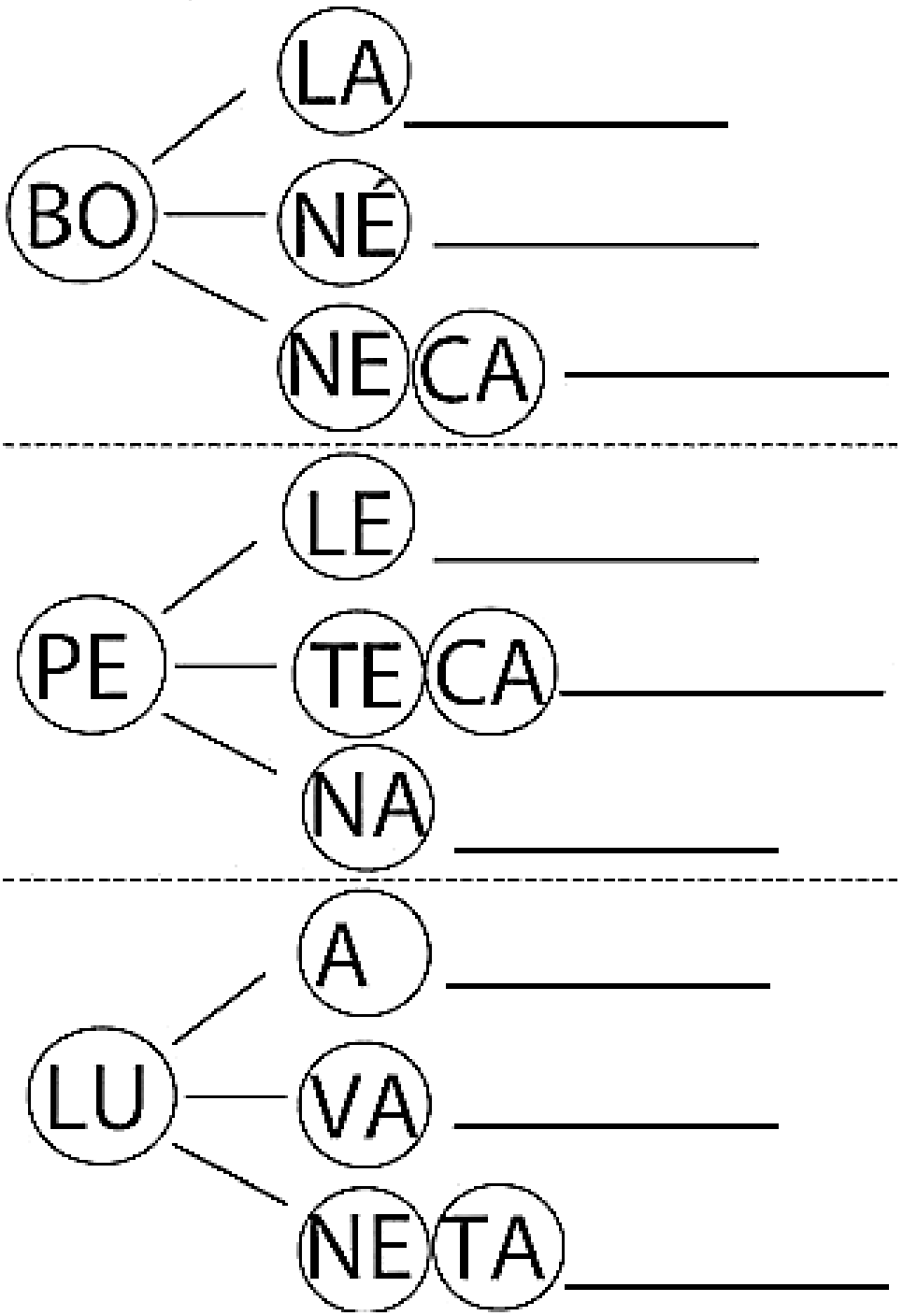

NOME: _____

DATA: _____

PREENCHER OS QUADRINHOS CONFORME O MODELO.



NOME: _____

DATA: _____

CONTORNAR O NÚMERO.

PINTAR O NÚMERO DE URSOS QUE SE PEDE..

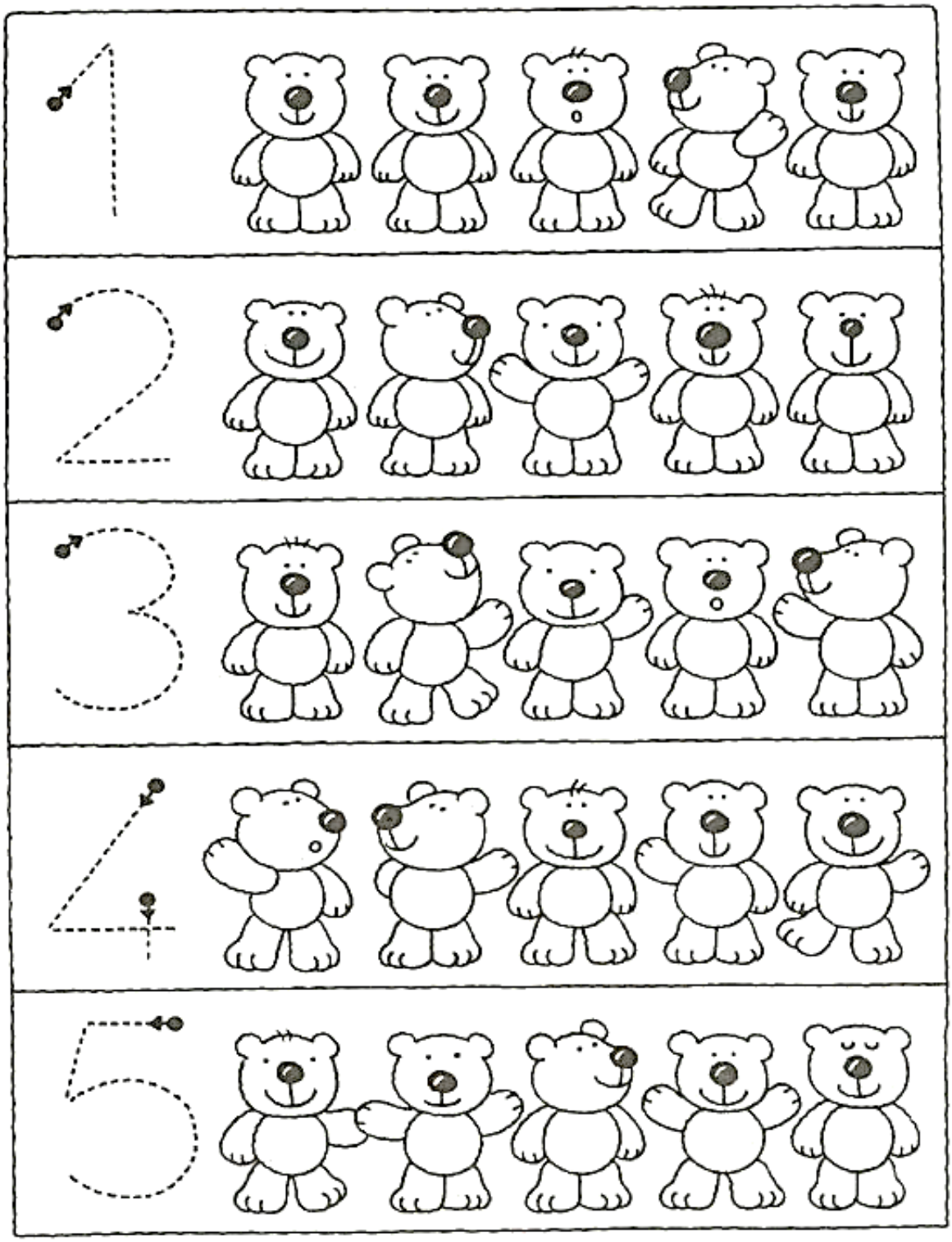

NOME: _____

DATA: _____

RECORTAR AS PEÇAS E MONTAR O QUEBRA CABEÇA.



NOME: _____

DATA: _____



COLORIR CONFORME A LEGENDA.

A	E	I	O	U

A	I	U	O	E
O	E	A	U	I
O	U	I	E	A
E	I	A	O	U
A	O	I	E	U
O	E	U	A	I
E	I	A	O	U
U	O	E	I	A

NOME: _____

DATA: _____



COLORIR CONFORME A LEGENDA.

A	E	I	O	U

A	I	U	O	E
O	E	A	U	I
O	U	I	E	A
E	I	A	O	U
A	O	I	E	U
O	E	U	A	I
E	I	A	O	U
U	O	E	I	A

NOME: _____

DATA: _____



COLORIR OS NÚMEROS DE VERMELHO, AS VOGAIS DE AZUL E AS CONSOANTES DE AMARELO.

C	B	K	N	M
L	9	G	8	J
5	E	5	I	4
6	I	9	A	7
3	U	I	E	6
2	E	U	A	5
F	3	A	4	X
D	M	2	B	F

NOME: _____

DATA: _____

LIGAR CADA CONJUNTO DE BICHOS AO SEU NÚMERO CORRESPONDENTE..





NOME: _____

DATA: _____



NA TABELA ABAIXO COLORIR AS FRUTAS DE VERMELHO E AS FLORES DE AMARELO..

MAÇÃ	LARANJA	ROSA	CRAVO
KIWI	GIRASSOL	CEREJA	PÊRA
MELANCIA	BANANA	AMORA	HORTÊNCIA
ACEROLA	AMOR-PERFEITO	PITANGA	JASMIM
GÉRBERA	FRAMBOESA	CAJÚ	MORANGO
CAQUI	CRISÂNTEMO	GOIABA	ABACAXI
AMEIXA	JACA	PÊSSEGO	MAGNÓLIA
TULIPA	LÍRIO	ABACATE	MARGARIDA

NOME: _____

DATA: _____



NA TABELA ABAIXO COLORIR AS FRUTAS DE AMARELO, AS FLORES DE AZUL E AS CORES DE VERMELHO..

MAÇÃ	AZUL	LILÁS	CRAVO
KIWI	GIRASSOL	CEREJA	PÊRA
MELANCIA	BANANA	AMORA	HORTÊNCIA
ACEROLA	AMOR-PERFEITO	PITANGA	JASMIM
GÉRBERA	FRAMBOESA	AMARELO	MORANGO
CAQUI	VERDE	GOIABA	VERMELHO
AMEIXA	JACA	PÊSSEGO	ROXO
TULIPA	LÍRIO	ABACATE	MARGARIDA

NOME: _____

DATA: _____

CIRCULAR AS FRUTAS DE AZUL E AS FLORES DE VERMELHO..









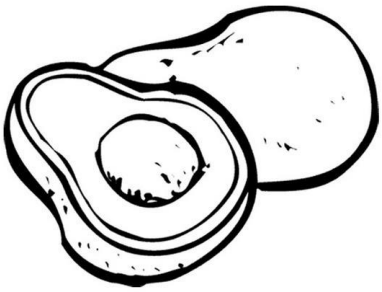




JOGO DAS SOMBRINHAS

HÁ 3 DESENHOS DE CADA SOMBRINHAS NAS FIGURAS ABAIXO,
UMA ABERTA DE LADO, UMA ABERTA VISTA DE CIMA E UMA FECHADA.
COLOCAR TODOS CARTÕES NA MESA E PEDIR QUE O CLIENTE JUNTE CADA TRIO DE FIGURAS.


















Aquatica




Aquatica
Aquatica
Aquatica
Aquatica









































