ADDIS ABABA CITY ADMINISTRATION

EDUCATION BUREAU

ENGLISH FOR GRADE 1

BY: MASTEWAL BIRARA

JULY, 2012/2020

WEEK 21

Topic : FOOD

In the previous lesson we:

- **Learned different names of vegetables and fruits.**
  - ✓ **Vegetables- like carrot, potato, pepper, cabbage, onion and tomato.**
  - ✓ **Fruits- like orange, banana, lemon, apple, mango and papaya.**
- **Identified sounds of words.**
  - ✓ **Sound Combination: /c/ + /a/ + /rr/ + /o/ + /t/ = carrot**
  - ✓ **Sound Separation: carrot = /c/ - /a/ - /rr/ - /o/ - /t/**

Today we will learn:

- **Different names of Vegetables;**
- **Different names of fruits and**
- **Different names of drinks.**

Objectives;

At the end of this lesson you will be able to:

- **Identify different names of vegetables ;**
- **Identify different names fruits and**
- **Identify different names of drinks.**

WEEK 21: LESSON 1

Vegetables

Students look at the following pictures of Vegetables; Listen and say.



Chili pepper



Garlic



Leek



Lettuce

Reading

- ✓ I like to eat lettuce.
- ✓ She likes to eat garlic.
- ✓ He likes to eat leek.
- ✓ I like to eat chili pepper.

Letter Sound

Sound Combination
/g/ + /ar/ + /l/ + /i/ + /c/ = garlic

Sound Separation
garlic = /g/ - /ar/ - /l/- /i/- /c/

***Students copy the following sentences in your exercise book* from page 39 *and read to your parents.* (you have 1 minute)**

- **I like to eat lettuce.**
- **She likes garlic.**

WEEK 21: LESSON 2

Fruits

Students look at the following pictures of fruits; Listen and say.



Watermelon



Pineapples



Mandarin

Reading

- I like to eat pineapple.
- She likes to eat mandarin.
- He likes to eat watermelon.

Con t...

Read the rhymes.

***Rhyme*: similar in sounds, especially with respect to the final sounds.**

healthy	**lengthy**	**wealthy**

***Students copy the following sentences in your exercise book* from page 40 *and read to your parents.* (you have 2 minutes)**

- **I like to eat pineapple.**
- **She likes to eat mandarin.**
- **He likes to eat watermelon.**

WEEK 21: LESSON 3

Drinks

Students look at the following pictures of drink items. Listen and say.



Soft drink



Juice



Milk



Water

Con't...

Reading

I like to drink water.	
They like to drink milk.	

He likes to drink juice.	

Writing

Fill in the missing letters.

1. Wa_ _r
2. ju_ _e
3. m_lk
4. dr_ _k

Con t…

Correction

Fill in the missing letters.

1. Water
2. Juice
3. milk
4. drink

Students copy the following sentences in your exercise book **from page 41** ***and read to your parents.*** **(you have 2 minutes)**

- **I like to drink water.**
- **She likes to drink milk.**
- **He likes to drink juice.**

Summary

Today we:-

- ❖ Tried to Identify different names of vegetables.
  - ✓**Vegetables- like chili pepper, garlic, leek and lettuce.**
- ❖Tried to Identify different names of fruits.
  - ✓**Fruits- like watermelon, pineapple and mandarin**
- ❖Tried to Identify different names of drinks.
  - ✓**Drinks- like Soft drink, juice, milk and water.**



This is the end of today's lesson. Thank you students and parents. We will meet in the next class.

#STAY@HOME #STAYSAFE#

bye bye