ADDIS ABABA CITY ADMINISTRATION

EDUCATION BUREAU

ENGLISH FOR GRADE 1

BY: MASTEWAL BIRARA

JULY, 2012/2020

WEEK 20

Topic : FOOD

In the previous lesson we:

- Learned different names of food and drink items.
  - ✓ **Food items- like injera, bread, porridge, meat, egg and cheese.**
  - ✓ **Drink items- like milk, coffee and tea.**
- Learned different names of fruits.
  - ✓ **Fruits- like orange, banana, lemon, apple, mango and papaya.**

Today we will learn:

- **Different names of Vegetables.**
- **Different names of fruits.**

Objectives;

At the end of this lesson you will be able to:

- **Identify different names of vegetables ;**
- **Identify different names fruits.**

WEEK 20: LESSON 4

Vegetables

S



Carrots



potatoes



Green peppers



Cabbage



Onions



Tomatoes

Con't...

Read the following sentences.

This is a tomato.	
These are potatoes.	
This is a cabbage.	
These are carrots.	

Con't...

Read the rhymes.

***Rhyme*: similar in sounds, especially with respect to the final sounds.**

cabbage	manage
potato	tomato
carrot	parrot

***Students copy the following sentences in your exercise book* from page 35 *and read to your parents.* (you have 2 minutes)**

- **These are potatoes.**
- **This is a tomato.**
- **These are carrots.**
- **This is a cabbage.**

WEEK 20: LESSON 5

Fruits I Like

➢What fruits do you like?

✓I like apples and bananas.

➢What fruits do you like?

✓I like oranges and grapes.

➢What fruits do you like to eat?

✓I like lemons, mangoes and papayas.

❖ These are the fruits I like to eat!



Can't...

Reading

What fruit do you like? I like papayas.

What fruit do you like? I like apples.

- ✓ **What fruit do you like? Students tell the fruit you like to your parents by saying: I like . . . . .**

***Students copy the following sentences in your exercise book* from page 36 *and read to your parents.* (you have 1 minute)**

- ➢ **What fruit do you like?**
- ➢ **I like apples.**

WEEK 20: LESSON 6

Vegetables and **Fruits**

A tomato is red. I like tomatoes.

A carrot is orange. I like carrots.

A cabbage is green. I like cabbages.

A pepper is green. I like peppers.









Eat your vegetables everyday.

They will help you grow healthy and strong, in every way.

Can't...



1. What is this? It is an apple.



2. What is this? It is a tomato.



3. What is this? It is an orange.



4. What are these? These are carrots.



5. What are these? They are bananas.

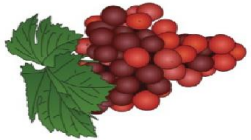

6. What are these? They are grapes.



7. What are these? They are lemons.

Can't…

Letter Sound

Sound Combination
/c/ + /a/ + /rr/ + /o/ + /t/ = carrot

Sound Separation
carrot = /c/ - /a/ - /rr/ - /o/ - /t/



***Students copy the following sentences in your exercise book* from page 38 *and read to your parents.* (you have 1 minute)**

- I like carrots.
- I like peppers.
- I like cabbages.

Home work: <u>Fill in the missing letters.</u>

1. oran _ _
2. to_ _ to
3. ba_ _na
4. ca_ _ots

Summary

Today we :-

- Tried to indentify different names of vegetables.
  - ✓ **Vegetables- like carrot, potato, pepper, cabbage, onion and tomato.**
  - ✓ **Fruits- like orange, banana, lemon, apple, mango and papaya.**
- Tried to identify sounds of words.
  - ✓ **Sound Combination: /c/ + /a/ + /rr/ + /o/ + /t/ = carrot**
  - ✓ **Sound Separation: carrot = /c/ - /a/ - /rr/ - /o/ - /t/**



This is the end of today's lesson. Thank you students and parents. We will meet in the next class.

#STAY@HOME #STAYSAFE#

bye bye.